



Livru Anuál Estatístiku Edukasaun 2010





Livru Anuál Estatístiku Edukasaun 2010



Pesoál EMIS no Director Nacional do Plano, Finanças, Administração e Logística, Ministeriu Edukasaun, Timor-Leste

Livru Anuál Estatístiku Edukasaun 2010

Publika husi Ministériu Edukasaun Timor-Leste
Dezembriu 2014.

Dadus hotu apresenta iha Livru Anuál Estatístiku Edukasaun 2010 ne'e foti husi Sistema Informasaun Jestaun Edukasaun (EMIS) iha loron 26 Setembru 2011. Tenke halo sitasaun ba Livru Anuál Estatístika Edukasaun iha loron 26 Setembru 2011 hodi permite hatama no analiza dadus ba Livru Anuál ne'e.

Halo posivel ba Livru Anuál Estatístiku Edukasaun 2010 ne'e hodi hadia efesiénsia EMIS. Hanesan halao hela rekolla no hatama dadus liu husi tinan eskolár 2010 to'o 2011, dadus adisionál husi tinan eskolár 2009 no 2010 ne'ebe kariak lakon ona, mos integra no uza iha Livru Anuál ne'e nia laran wainhira presiza.

Aumenta tan, hodi kalkula indikadór balu, hanesan taxa abandona eskola ka repetisaun ba 2010, uza mos dadus husi tinan eskolar 2011. Dadus 2011 ne'ebe uza ona nu'udar nomiadór iha indikadór hirak iha leten sita mós iha loron 26 Setembru 2011.

Dadus ba Eskola Sekundária sira iha edisaun ne'e inklui ona dadus husi “Eskola Sekundária “Tékniku” sira.

Labele duplika ka sirkula parte balu husi livru ne'e la ho konsentimentu eskrita antes husi Ministériu Edukasaun.

Exesaun mak sitasaun sira. Bele sita Livru Anuál Estatístiku Edukasaun 2010 ne'e wainhira indika hanesan fundu tuir prátika di'ak no ba asuntu ne'ebe intensaun ne'e presiza.



Lia-Maklokek



Depoizde halo lansamentu ho susesu ba edisaun primeiru Livru Anuál Estatístiku Edukasaun Tinan (2008/2009), ha'u ho laran kontente apresenta edisaun tuirmai *Livru Anuál Estatístiku Edukasaun Tinan (2010) nian*.

Livru Anuál ida-ne'e fornese informasaun kona-ba progresu iha edukasaun báziku no sekundáriu. Ho esforsu ne'ebé persistente nafatin husi Departamentu EMIS atu hasa'e kualidade dados ne'ebé dokumentadu no relatadu, indikadór xave barak liután bele mós tama iha Livru anuál ida-ne'e ne'ebé la'o tuir padraun indikadór xave internasionál sira edukasaun nian.

Livru Anuál ida-ne'e fornese mós referénsia ne'ebé di'ak atu komprende kona-ba dezvoltamentu husi sistema edukasaun iha Timor-Leste. Tanba ne'e mak livru ne'e mós fornese evidénsia atu orienta ema ne'ebé sai xave atu foti desizaun no hala'o planu atu dezvoltar no monitoriza polítika nasional no estratejia sira hodi bele atende dezafiu sira ne'ebé enfrenta iha setór edukasaun iha nasaun ida-ne'e.

Sei laiha possibilidade atu prodús livru anuál ida-ne'e sein iha koordinasaun ne'ebé di'ak no apoiu husi individuu sira ne'ebé iha kompromisu no organizasaun internasionál sira barak. Livru anuál ida-ne'e sai hanesan evidénsia hosi esforsu ne'ebé rigorozu husi eskola hotu-hotu, Departamentu EMIS no parte interesadu relevante sira hamutuk hodi halo livru ida-ne'e disponivel ba ema hotu hanesan parte husi ami-nia kompromisu ne'ebé ba nafatin iha edukasaun ho kualidade ba ema hotu no igualdade jéneru.

Dados sira sai importante ba planeamentu. Tanba ne'e mak Ministériu kolabora hamutuk ho Parseiru Dezvoltamentu sira ho objetivu atu prodús dados edukasaun tuir tempu ne'ebé terminadu iha tinan eskola ne'ebé hanesan, ho objetivu atu foti desizaun. Ida-ne'e signifika katak dados hotu-hotu la bele publika iha livru anuál ida, no tanba ne'e tenke halo selesaun. Maske nune'e, Ministériu iha objetivu atu hasa'e kapasidade iha Departamentu EMIS, atu nune'e iha futuru, ami-nia parte interesadu sira hotu bele hetan informasaun jerál no espesífiku kona-ba setór edukasaun tuir tempu ne'ebé terminadu, ho maneira direta no fornecimentu servisu ba kliente ne'ebé amigável tuir rekerimentu ne'ebé dirije ba ami-nia Departamentu EMIS.



Sua Exelénsia Dr. Bendito dos Santos Freitas
Ministru Edukasaun Timor-Leste
Dezembriu 2014

Rekoñesimentu

Preparasaun ba edisaun segundu Livru Anuál Estatístika (2010) ne'e sei labele halo sein iha kompromisu no apoiu husi Diretór Eskola sira, kordenadór Eskola sira, Gabinete do apoio técnico sira, Adjunto Diretór sira no profesór sira iha eskola sira hotu, ponto fokál sira EMIS no Diretór Edukasaun Distrital iha distritu sira, funsionáriu EMIS no asesór sira, pesoál administrasaun hatama dados EMIS nian, no mós indivíduu sira hotu iha Diresaun Nasionál ba Plano, Finanças, Administração Logística.

Ami mós fó agradesimentu ba apoiu no kompromisu ne'ebé simu husi UNICEF, iha prosesu preparasaun hotu-hotu no finalizasaun ba Livru Anuál ida-ne'e. Ami nia agradese mós ba apoiu husi Governu Austrália no Ajénsia Koperasaun Dezenvolvimentu Internasionál Swedia (Sida) ba sira nia apoiu finanseiru.

Atu hetan kópia adisionál ka informasaun liután, favór kontakta:

Sr. Manuel Monteiro
Directór Nasionál Plano, Finanças, Administração Logística
E-mail: mmonteiro@moe.gov.tl

Sr. Simão do Rosario
Chefe Departamentu EMIS
E-mail: dorosarios@yahoo.com

Ministeriu Edukasaun
Diresaun Nasionál ba Plano, Finanças, Administração Logística
Rua Vila - Verde, Dili, Timor-Leste
Tel : +670 333 9645

Timor-Leste iha Vista Lalais

A. Indikadór sira Edukasaun nian

Tabela I Sumáriu Indikadór sira Edukasaun nian iha Timor-Leste iha 2010

Indikadór sira Edukasaun nian	2010		
	Labarik Feto sira	Labarik Mane sira	Totál
Númeru Estudante Matrikuladu iha Eskola Públiku	132 587	142 879	275 466
Primáriu	95 616	103 708	199 324
Pre-Sekundáriu	23 559	24 200	47 759
Sekundáriu	13 412	14 971	28 383
Númeru Estudante Matrikuladu iha Eskola Privadu	27 824	29 275	57 099
Primáriu	14 794	16 444	31 238
Pre-Sekundáriu	6 576	6 562	13 138
Sekundáriu	6 454	6 269	12 723
Númeru Estudante Matrikuladu tuir Grau no Síklu			
Grau 1	30 764	34 483	65 247
Grau 2	21 601	24 161	45 762
Grau 3	19 143	20 688	39 831
Grau 4	15 113	16 003	31 116
Síklu 1	86 621	95 335	181 956
Grau 5	12 297	13 151	25 448
Grau 6	11 492	11 666	23 158
Síklu 2	23 789	24 817	48 606
Primáriu	110410	120152	230562
Grau 7	10 407	10 763	21 170
Grau 8	10 069	10 255	20 324
Grau 9	9 659	9 744	19 403
Síklu 3			
Pre-Sekundáriu	30 135	30 762	60 897
Grau 10	7 965	8 065	16 030
Grau 11	6 086	6 325	12 411
Grau 12	5 815	6 850	12 665
Sekundáriu	19 866	21 240	41 106
Taxa Inskrisaun Brutu (%)			
Síklu 1	146.54	151.50	149.10
Síklu 2	85.40	81.26	83.24
Primáriu	126.96	128.55	127.78
Síklu 3			
Pre- Sekundáriu	81.24	76.96	79.02
Sekundáriu	55.55	58.67	57.12
Taxa Inskrisaun Líkidu (%)			
Síklu 1	94.15	92.95	93.53
Síklu 2	30.89	24.49	27.54
Primáriu	94.34	92.90	93.60
Síklu 3			
Pre- Sekundáriu	33.86	27.04	30.32
Sekundáriu	21.59	17.43	19.50

Indikadór sira Edukasaun nian	2010		
	Labarik Feto sira	Labarik Mane sira	Totál
Taxa Matríkula Líkidu (%)	55.30	52.75	53.98
Taxa Matríkula Aparente (%)	145.45	142.45	143.90
Proporsaun Alunu-Profesór			
Síklu 1			31.87
Síklu 2			20.14
Primáriu			28.38
Síklu 3 Pre- Sekundáriu			25.26
Sekundáriu			19.85
Medida Klase Média		Públiku	Privadu
Síklu 1		31	29
Síklu 2		24	24
Primáriu		29	28
Síklu 3 Pre- Sekundáriu		41	33
Sekundáriu		43	42
Taxa Promosaun (%) / Taxa Tranzisaun (%)			
Grau 1 ba 2	63.29	59.10	61.05
Grau 2 ba 3	77.43	72.71	74.96
Grau 3 ba 4	79.06	73.55	76.20
Grau 4 ba 5	83.16	76.71	79.76
Grau 5 ba 6	87.12	82.16	84.57
Grau 6 ba 7 Taxa Tranzisaun (%)	87.44	84.01	85.69
Grau 7 ba 8	90.35	86.80	88.53
Grau 8 ba 9	95.15	94.51	94.83
Grau 9 ba 10 Taxa Tranzisaun (%)	86.27	85.41	85.83
Grau 10 ba 11	97.72	99.70	98.72
Grau 11 ba 12	108.22	111.07	109.74
% Repetente husi totál númeru estudante matriculadu iha inísiu tinan eskolár			
Grau 1	26	30	28
Grau 2	15	18	17
Grau 3	13	16	15
Grau 4	9	14	12
Síklu 1	17	21	19
Grau 5	8	11	9
Grau 6	4	5	5
Síklu 2	6	8	7
Primáriu	14.9	18.5	16.8
Grau 7		4 7	6
Grau 8	2	3	2
Grau 9	2	2	2
Síklu 3 Pre-Sekundáriu	3	4	3

Indikadór sira Edukasaun nian	2010		
	Labarik Feto sira	Labarik Mane sira	Totál
Grau 10	1	2	1
Grau 11	0	1	1
Grau 12	1	1	1
Sekundáriu	1	1	1

Taxa Repetisaun (%) no Taxa Abandonu Eskolár (%) iha finál tinan eskolár

	Labarik Feto sira		Labarik Mane sira		Totál	
	RR	DR	RR	DR	RR	DR
Grau 1	27.81	5.46	31.27	5.84	29.66	5.66
Grau 2	15.44	3.71	18.76	4.50	17.18	4.13
Grau 3	14.27	3.59	18.37	4.66	16.40	4.14
Grau 4	10.53	4.11	14.80	5.18	12.78	4.68
Síklu 1	18.77	4.37	22.61	5.14	20.80	4.78
Grau 5	7.74	4.05	10.78	4.86	9.30	4.47
Grau 6	4.01	1.34	5.03	1.68	4.53	1.51
Síklu 2	5.96	2.76	8.06	3.36	7.04	3.07
Primáriu	15.84	4.00	19.42	4.75	17.71	4.40
Grau 7	4.27	2.88	6.57	3.83	5.45	3.37
Grau 8	2.08	2.25	2.80	2.22	2.44	2.23
Grau 9	1.59	0.79	1.98	1.22	1.79	1.01
Síklu 3						
Pre- Sekundáriu	2.73	2.04	3.96	2.52	3.35	2.28
Grau 10	1.48	2.11	2.31	1.86	1.90	1.99
Grau 11	0.49	2.03	0.74	1.73	0.63	1.87
Grau 12	0.94	0.63	0.82	0.65	0.88	0.64
Sekundáriu	1.00	1.67	1.32	1.45	1.17	1.56

Númeru Eskola

	Públiku	Privadu	Totál
Primáriu	870	138	1 008
Pre-Sekundáriu	11	46	57
Núkleu Eskola Báziku	200	0	200
Sekundáriu Jerál	43	31	74
Sekundáriu Tékniku	12	5	17

Númeru Profesór

	Feto	Mane	Totál
Primáriu	3 018	4 558	7 576
Pre-Sekundáriu	716	1 675	2 391
Sekundáriu	567	1 504	2 071

Indikadór sira Edukasaun nian	2010		
	Feto	Mane	Totál
Númeru Profesór tuir Kualifikasaun			
Primáriu (Kompletu)	136	273	409
Primáriu (Kompletu)	136	273	409
Pre-Sekundáriu (Inkompletu)	9	12	21
Pre-Sekundáriu (Kompletu)	97	131	228
Sekundáriu (Inkompletu)	22	40	62
Sekundáriu (Kompletu)	2 366	3 758	6 124
Graduadu Koléjiu	1 063	2 066	3 129
Graduadu Universidade	480	1 245	1 725
Tersiáriu Inkompletu	58	114	172
Laiha Dadus	40	48	88
Númeru Profesór tuir Númeru Tinan Hanorin			
Tinan 3 mai Kraik	1 490	1 793	3 283
Tinan 4 – 5	591	1 387	1 978
Tinan 6 – 10	1 675	3 894	5 569
Tinan 11 – 15	9	25	34
Tinan 16 – 20	8	34	42
Tinan 21 – 25	6	22	28
Tinan 26 – 30	5	11	16
Liu Tinan 30	9	9	18
La iha Dadus	508	562	1 070
Númeru Profesór tuir Grupu Idade			
Tinan 25 mai kraik	387	275	662
Tinan 26 – 30	835	913	1 748
Tinan 31 – 35	612	1 171	1 783
Tinan 36 – 40	687	1 347	2 034
Tinan 41 – 45	652	1 673	2 325
Tinan 46 – 50	481	1 103	1 584
Tinan 51 – 55	370	716	1 086
Tinan 56 – 60	187	344	531
Tinan 60 ba Leten	58	148	206
La iha Dadus	32	47	79
Númeru Diretór Eskola tuir Kualifikasaun			
Primáriu (Inkompletu)	0	2	2
Primáriu (Kompletu)	2	16	18
Pre-Sekundáriu (Inkompletu)	0	0	0
Pre-Sekundáriu (Kompletu)	0	5	5
Sekundáriu (Inkompletu)	0	2	2
Sekundáriu (Kompletu)	18	204	222
Graduadu Koléjiu	65	491	556
Graduadu Universidade	11	99	110
Tersiáriu Inkompletu	1	21	22
La iha Dadus	0	1	1

Indikadór sira Edukasaun nian

Númeru no Proporsaun Eskola ho Asesu ba Fasilidade Sentina ho bee ka laiha bee

	Ho Bee	La iha Bee	La iha Informasaun (N/A)
Primáriu	310 (32%)	600 (61%)	68 (7%)
Pre-Sekundáriu	27 (49%)	23 (42%)	5 (9%)
Eskola Báziku	67 (35%)	103 (54%)	22 (11%)
Sekundáriu	31 (38%)	35 (43%)	15 (19%)

B. Populasaun

Medida Populasaun

Dadus populasaun atuál ne'e disponivel hosi Sensus 2010, tanba ne'e iha sesaun ida-ne'e vizaun jerál populasaun nian apresenta no uza hodi kalkula indikadór sira edukasaun nian balun tuir grupu idade. Iha versaun uluk livru anúal estatístiku edukasaun (2008/2009), kalkulasiun indikadór sira edukasaun nian bazeia ba projesaun husi rezultadu levantamentu ne'ebé hala'o iha tinan 2004 husi Diresaun Nasionál Estatístiku (DNE), ne'ebé hetan apoia husi UNFPA. Rezultadu ida-ne'e iha proporsaun diferente ne'ebé kalkuladu, tenke iha atensaun bainhira halo análise ba nia tendénsia.

Iha tinan 2010, Timor Leste hetan tiha ona ninia populasaun hamutuk abitante na'in 1.066.409 ho populasaun 70% moris iha área rurál sira.

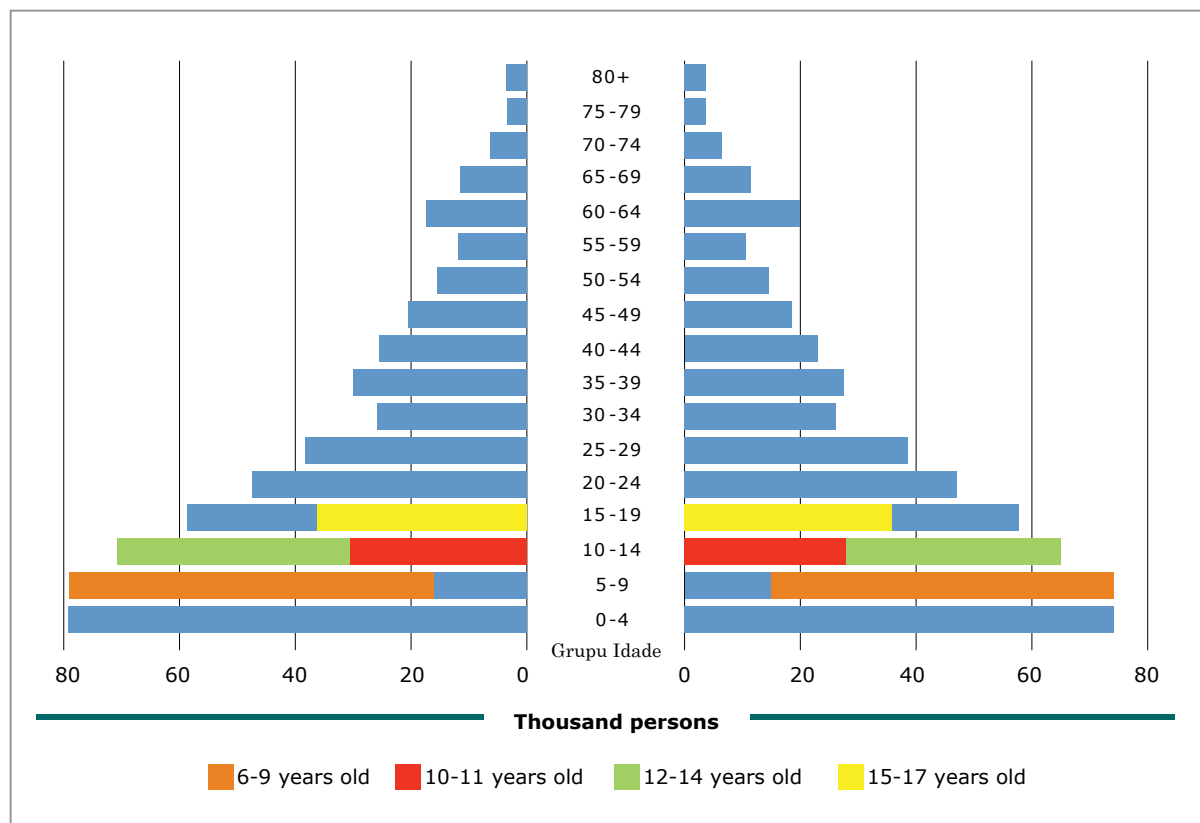
Mane Domina liu

Númeru Sensus 2010 nian hatudu mane liu oituan feto iha populasaun. Mane hetan pursentu 51 ka liu oituan metade populasaun Timor Leste nian. Númeru husi mane aas liu feto iha grupu idade hotu exetu grupu idade 16, 23, 25, 26, 28–30, 32–33, 60–65, 68, 70–72, 74–79, 82 no ba leten.

Populasaun Foin Sa'e

Liu husi metade populasaun Timor-Leste nian barak liu idade menus husi 19 mai kraik. Maisumenus 17% populasaun mak labarik ho idade-eskola primáriu (180.432) no maisumenus 7% iha pre-sekundáriu (77.069) no iha sekundáriu (71.968) labarik ho idade-eskola.

Figura I Populasaun Timor-Leste tuir Grupi Idade iha 2010



C. Estrutura Edukasaun Formál iha Timor-Leste

Sistema edukasaun formál hahú husi ensinu pre-eskolár ne'ebé la-kompulsóriu.

Tuir ensinu pre-eskolár mak “Ensinu Báziku” ne'ebé mak kompulsóriu, livre no kobre tinan sia eskola nian dahuluk (nivel primária no pre-sekundária).

Nia kobre siklu tolu:

Siklu 1: klase 1 – 4

Siklu 2: klase 5 – 6; no

Siklu 3: klase 7 – 9

Artikulasun entre siklu tolu ne'e obedese ba sekuénsia progresivu ho siklu ida-idak ne'ebé responsabeliza ba kompleta, haluan no habelar siklu ida ne'ebe uluk, iha perspetivu ida husi unidade global ba ensinu báziku. Siklu 1 no siklu 2 ka klase 1 to'o 6 mak ekivalente ba Nivel Eskola Primária no siklu 3 ka klase 7 to'o 9 mak ekivalente ba Nivel Eskola Pre-Sekundária.

Tuir ensinu báziku mak ensinu sekundáriu ho durasaun tinan tolu (klase 10 – 12). Alunu sira bele hili karik atu kontinua sira nia estudu liuhusi dalan akademiku ka dalan profisionál. Ba intensaun idane'e, ensinu sekundáriu iha sekundáriu jerál no sekundáriu tékniku-profisionál. Alunu sira ne'ebé ho susesu kompleta ensinu sekundáriu tékniku-profisionál sei simu, iha adisaun ba diploma ensinu sekundáriu, sertifikadu formasaun profisionál nivel 4 nian ida. Alunu sira hotu ne'ebé kompleta ensinu sekundáriu jerál ka tékniku-profisionál bele, iha situasaun hanesan, aplika hodi kontinua sira nia estudu iha ensinu superior universidade públiku ka privadu, selesaun ba universidade sei halao liuhusi Ezame Admisaun nian ida.

Alunu sira husi ensinu sekundáriu jerál ka tékniku-profisionál ne'ebé lahetan fatin ka ne'ebé deside la kontinua iha ensinu superior hirak mensiona iha leten, bele aplika ba ensinu tékniku superior. Alunu sira ne'ebé, tamba razaun balu, la kompleta ensinu sekundária jerál ka tékniku-profisionál maibe ba sira ne'ebé kompleta kursu formasaun profisionál 4 bele aplika ba ensinu tékniku superior.

Tabela II Ekivalensia Categoria Edukasaun iha Timor-Leste

Kategoria Edukasaun iha Timor-Leste	Pre-Eskola	Ensinu Basiku			Sekundáriu	
		Primáriu		Pre-Sekundáriu		
Geral/Tekniku iha Timor-Leste	-	-	-	-	Geral	Tekniku
Kategoria Siklu iha Timor-Leste	-	Siklu 1	Siklu 2	Siklu 3	-	
Grau iha Timor-Leste	-	Grau 1 - 4	Grau 5 - 6	Grau 7 - 9	Grau 10 - 12	
Eskola Ofisial iha Timor-Leste	3 ba Idade Entrada iha Primáriu	6 - 9	10 - 11	12 - 14	15 - 17	

Índise

Lia-Maklokek.....	IV
Rekoñesimentu	V
Timor-Leste iha Vista Lalais	VI
Índise	XIII
Lista Figura	XV
Lista Tabela	XVI

Kapítulu 1 Progresu iha Edukasaun husi Perspetiva Paridade Jéneru..... 1

1. Proporsanun Labarik Feto no Labarik Mane iha Eskola Públika sira.....	1
2. Proporsanun Labarik Feto no Labarik Mane Tuir Tipu eskola	2
3. Proporsanun Labarik Feto no Labarik Mane Tuir Grau.....	2
4. Inskrisanun Brutu Tuir Seksu.....	3
5. Inskrisanun Líkidu Tuir Seksu.....	4
6. Indeks Paridade Jéneru ba Estudante Foun sira.....	5
7. Persentajen Repetente sira Tuir Seksu.....	6
8. Taxa Repetisaun Tuir Seksu.....	7
9. Abandonu Eskolár Tuir Seksu.....	9
10. Proporsanun Feto Profesór sira.....	11

Kapítulu 2 Asesu ba Eskola 12

1. Edukasaun Báziku. 12	
1.1. Númeru Labarik Feto no Mane iha Eskola Primáriu no Sekundáriu tuir Tipu Instituisaun.....	12
1.2. Númeru Labarik Feto no Mane Matrikuladu iha Eskola Primáriu no Pre-Sekundáriu tuir Tipu Grau no Síklu.....	13
1.3. Distribuisaun Idade Labarik Feto no Mane iha Eskola Primáriu no Pre-Sekundáriu	14
1.4. Taxa Inskrisanun Brutu (TIB) Labarik Feto no Mane husi Eskola Primáriu ho Pre-Sekundáriu (%).....	15
1.5. Taxa Inskrisanun Líkidu (TIL) ba Labarik Feto no Mane husi Eskola Primáriu no Pre-Sekundáriu (%).....	16
1.6. Taxa Matrikula Líkidu (TML) Labarik Feto no Mane iha Eskola Primáriu (%).....	17
1.7. Taxa Matrikula Aparente (TMA) Labarik Feto no Mane husi Eskola Primáriu (%).....	18
1.8. Proporsanun Alunu-Profesór (PAP) iha Eskola Primáriu no Pre-Sekundáriu	19
1.9. Medida Klase Média iha Eskola Primáriu ho Pre-Sekundáriu.....	20
2. Edukasaun Sekundáriu.....	22
2.1. Númeru Labarik Feto no Mane iha Eskola Sekundáriu Matrikuladu tuir Tipu Instituisaun	22
2.2. Númeru Labarik Feto no Mane Matrikuladu iha Eskola Sekundáriu tuir Grau	23

2.3. Distribuisaun Idade Labarik Feto ho Mane iha Eskola Sekundáriu sira.....	24
2.4. Taxa Inskrisaun Brutu (TIB) ba Labarik Feto no Mane husi Eskola Sekundáriu (%).....	25
2.5. Taxa Inskrisaun Líkidu (TIL) ba Labarik Feto no Mane iha Eskola Sekundáriu (%)	26
2.6. Proporsaun Alunu-Profesór (PAP) iha Eskola Sekundáriu sira	27
2.7. Medida Klase Média iha Eskola Sekundáriu sira	28
Kapitulu 3 Progresaan no Konkluzaan	29
1. Edukasaun Báziku.....	29
1.1. Taxa Promosaun (TP) (%) ba Labarik Feto no Mane iha Eskola Primáriu no Pre-Sekundáriu	29
1.2. Númeru Persentajen Repetente sira husi Eskola Pimáriu ho Pre-Sekundáriu.....	30
1.3. Taxa Repetisaun (TR) (%) ba Labarik Feto no Mane iha Eskola Pirmáriu no Pre-Sekundáriu	31
1.4. Taxa Abandonu Eskolár (TAE) (%) ba Labarik Feto no Mane iha Eskola Primáriu no Pre-Sekundáriu	33
1.5. Taxa Tranzisaun (TT) (%) husi nível Eskola Primáriu ba Pre-Sekundáriu.....	35
2. Edukasaun Sekundáriu.....	36
2.1. Taxa Promosaun (TP) (%) ba Labarik Feto ho Labarik Mane	36
2.2. Númeru no Persentajen Repetente iha Eskola Sekundáriu	37
2.3. Taxa Repetisaun (TR) (%) ba Labarik Feto ho Labarik Mane iha Eskola Sekundáriu	38
2.4. Taxa Abandonu Eskolár (TAE) (%) ba Labarik Feto ho Labarik Mane iha Eskola Sekundáriu	39
2.5. Taxa Tranzisaun (TT) (%) hosi Nivel Pre-Sekundáriu ba Sekundáriu.....	40
Kapitulu 4 Rekursu sira	41
1. Númeru ho Persentajen Eskola sira tuir Tipu Institusaun iha Eskola Primáriu, Pre-Sekundáriu no Sekundáriu.....	41
2. Númeru ho Persentajen Eskola Primáriu, Pre-Sekundáriu, Eskola Báziku ho Sekundáriu tuir Idade (Tinan Konstrusaun to'o 2010).....	42
3. Númeru ho Persentajen Profesór iha Eskola Primáriu, Pre-Sekundáriu no Sekundáriu sira	43
4. Númeru ho Persentajen Profesór sira, tuir Kualifikasaun iha Eskola Primáriu, Pre-Sekundáriu ho Sekundáriu	46
5. Númeru ho Persentajen Profesór sira, tuir númeru Tinan hanorin, iha Eskola Primáriu, Pre-Sekundáriu no Sekundáriu	47
6. Númeru ho Persentajen Profesór sira tuir grupu idade, iha Eskola Primáriu, Pre-Sekundáriu ho Sekundáriu	48
7. Númeru no Persentajen Diretór Eskola sira, tuir Kualifikasaun, iha Eskola Primáriu, Pre-Sekundáriu ho Sekundáriu	49
8. Númeru ho Persentajen Eskola ne'ebé hetan Aumentu Fonte Bee Hemu iha Eskola Primáriu, Pre-Sekundáriu ho Sekundáriu sira.....	50
9. Númeru ho Persentajen Eskola sira hetan Asesu ba Fasilidade Sentina ho Bee iha Eskola Primáriu, Pre-Sekundáriu no Sekundáriu sira	51

Lista Figura/Tabela Nian

Tabela I	Sumáriu Indikadór sira Edukasaun nian iha Timor-Leste iha 2010	VI
Figura I	Populasaun Timor-Leste tuir Grupu Idade iha 2010	XI
Tabela II	Ekivalensia Katégoria Edukasaun iha Timor-Leste	XII
Figura 1.1	Proporsaun Labarik Feto no Labarik Mane (Nivel Nasional) iha Eskola Publiko tinan 2008/2009 no 2010	1
Figura 1.2	Proporsaun Labarik Feto no Labarik Mane (Nivel Nasional) iha Eskola Publiko no Eskola Privado tuir Nivel Eskola iha tinan 2008/2009 no 2010	2
Figura 1.3	Proporsaun Labarik Feto no Labarik Mane (Nivel Nasional) tuir grau iha tinan 2008/2009 no 2010	3
Figura 1.4	Inskrisaun Brutu (Nasional) tuir nivel Eskola no tuir Seksu iha tinan 2008/09 no 2010	3
Figura 1.5	Inskrisaun Líkidu (Nasional) tuir nivel Eskola no tuir Seksu iha tinan 2008/09 no 2010	4
Figura 1.6	Índeks Paridade Jéneru hosi Taxa Matrikula Líkidu iha tinan 2010	5
Figura 1.7	Índeks Paridade Jéneru ba alunas foun (TML no TMA) tuir Rejiaun iha tinan 2008/09 no 2010	6
Figura 1.8	Persentajen Repetente (Nasional) tuir Nivel Eskola no tuir Seksu iha tinan 2010	6
Figura 1.9	Taxa Repetisaun (Nasional) tuir Nivel Eskola no tuir Seksu iha tinan 2008/09 no 2010	7
Figura 1.10	Taxa Repetisaun Labarik Feto tuir síklu no Rejiaun iha tinan 2008/09 no 2010	8
Figura 1.11	Taxa Repetisaun Labarik Mane tuir Síklu no Rejiaun iha tinan 2008/09 no 2010	8
Figura 1.12	Taxa Abandonu (Nasional) Nivel Eskola no tuir Seksu iha tinan 2008/09 no 2010	9
Figura 1.13	Taxa Abandonu Labarik feto tuir Síklu no Rejiaun iha tinan 2008/09 no 2010	10
Figura 1.14	Taxa Abandonu Labarik Mane tuir síklu no Rejiaun iha tinan 2008/09 no 2010	10
Figura 1.15	Persentajen Profesór feto no diretores tuir nivel Eskola iha tinan 2010 ...	11
Figura 2.1	Inskrisaun iha Eskola Primáriu no Pre-Sekundáriu Públiku no Privadu sira (Nasionál)	12
Figura 2.2	Inskrisaun iha Eskola Primáriu no Pre-Sekundáriu (Nasionál) tuir Grau	13
Figura 2.3	Distribuisaun Idade Estudante sira iha Eskola Primáriu ho Pre-Sekundáriu (Nasionál) tuir grau	14
Figura 2.4	Taxa Inskrisaun Brutu (TIB) tuir Síklu 1, 2 ho 3	15
Figura 2.5	Taxa Inskrisaun Líkidu (TIL) tuir Síklu 1, 2 no 3	17
Figura 2.6	Taxa Matrikula Líkidu (TML) husi Estudante sira Tama Foun iha Grau Primeiru Eskola Primáriu	18
Figura 2.7	TMA ho IPJ husi Estudante Foun sira iha Grau Primeiru Eskola Primáriu ...	19
Figura 2.8	Proporsaun Alunu-Profesór (PAP) tuir Síklu 1, 2 ho 3	20
Figura 2.9	Medida Klase Média iha Eskola Primáriu Privadu ho Públiku no Pre-Sekundáriu iha tinan 2010	21
Figura 2.10	Númeru Estudante husi Eskola Sekundáriu Privadu no Públiku sira	22
Figura 2.11	Númeru Estudante Matrikuladu iha Eskola Sekundáriu sira tuir Tipu Instituisaun iha tinan 2007/2008, 2008/2009 ho 2010	22
Figura 2.12	Númeru Labarik Feto ho Labarik Mane Matrikuladu iha Eskola Sekundáriu sira tuir Grau	23
Figura 2.13	Distribuisaun Idade halo Komparasaun ho Idade Ofisiál Eskolár tuir Grau iha Edukasaun Sekundáriu sira	24

Figura 2.14	Taxa Inskrisaun Brutu (TIB) iha Eskola Sekundáriu sira iha 2010	25
Figura 2.15	Taxa Inskrisaun Líkidu (TIL) iha Eskola Sekundáriu sira	26
Figura 2.16	Proporsaun Alunu-Profesór (PAP) iha Eskola Sekundáriu sira iha tinan 2010/27	
Figura 2.17	Medida Klase Média iha Eskola Sekundáriu Públiku ho Privadu sira iha Tinan 2010	28
Figura 3.1	Taxa Promosaun ba Labarik Feto no Labarik Mane sira husi Eskola Primáriu ho Pre-Sekundáriu	30
Figura 3.2	Persentajen Repetente sira iha Eskola Primáriu ho Pre-Sekundáriu tuir Grau	31
Figura 3.3	Taxa Repetisaun iha Eskola Primáriu	32
Figura 3.4	Taxa Repetisaun iha Eskola Pre-Sekundáriu	33
Figura 3.5	Taxa Abandonu Eskolár iha Eskola Primáriu	34
Figura 3.6	Taxa Abandonu Eskolár iha Pre-Sekundáriu	35
Figura 3.7	Taxa Tranzisaun husi nível Eskola Primáriu ba Pre-Sekundáriu	36
Figura 3.8	Taxa Promosaun ba Labarik Feto ho Labarik Mane iha Eskola Sekundáriu	37
Figura 3.9	Persentajen Repetente sira iha Eskola Sekundáriu tuir Grau	38
Figura 3.10	Taxa Repetisaun iha Sekundáriu	38
Figura 3.11	Taxa Abandonu Eskolár iha Sekundáriu	39
Figura 3.12	Taxa Tranzisaun hosi Nivel Pre-Sekundáriu to'o Nivel Sekundáriu	40
Figura 4.1	Kompozisaun Eskola Públiku ho Privadu sira tuir Distritu	42
Figura 4.2	Proporsaun Eskola sira tuir Idade (Tinan Konstrusaun to'o 2010)	43
Figura 4.3	Númeru ho Persentajen Profesór sira iha Eskola Primáriu, Pre-Sekundáriu ho Sekundáriu tuir Seksu	45
Figura 4.4	Persentajen Profesór sira tuir Kualifikasaun	46
Figura 4.5	Númeru Profesór sira tuir Númeru Tinan Hanorin	47
Figura 4.6	Proporsaun Profesór sira tuir Grupu Idade	48
Figura 4.7	Diretór Eskola, tuir Kualifikasaun, iha Tinan 2008/2009 ho 2010	49
Figura 4.8	Fonte Bee-Hemu iha Eskola Primáriu, Pre-Sekundáriu, Eskola Báziku ho Sekundáriu sira	50
Figura 4.9	Proporsaun Eskola sira ho Asesu ba Fasilidade Sentina ho Bee, iha Eskola Primáriu, Pre-Sekundáriu, Eskola Báziku ho Sekundáriu	51

Aneksu: Lista Tabela52

Tabela/Table 1	Populasaun tuir Seksu no Idade, 2010/ Population by Sex and Age, 2010	53
Tabela/Table 2	Populasaun tuir Grupu Idade no Distritu, 2010/ Population by Age Group and District, 2010	54
Tabela/Table 3	Númeru Labarik Feto ho Labarik Mane Matrikuladu iha Eskola Primáriu no Pre-Sekundáriu tuir Tipu Instituisaun/ Number of Primary and Pre-Secondary Girls and Boys Enrolled by Type of Institution	55
Tabela/Table 4	Númeru Labarik Feto ho Labarik Mane Matrikuladu iha Eskola Primáriu no Pre-Sekundáriu tuir Grau no Síklu/ Number of Primary and Pre-Secondary Girls and Boys Enrolled by Grade and Cycle	56
Tabela/Table 5	Proporsaun Labarik Feto ho Labarik Mane (%) iha Eskola Primáriu no Pre-Sekundáriu tuir Síklu, Grau no Tinan/ Ratio of Girls to Boys (%) in Primary and Pre-Secondary Schools by Cycle, Grade and Year	59
Tabela/Table 6	Distribuisaun Idade Labarik Feto ho Labarik Mane iha Eskola Primáriu no Pre-Sekundáriu tuir Grau no Síklu/ Age Distribution of Primary and Pre-Secondary Girls and Boys	

	by Grade and Cycle	61
Tabela/Table 7	Persentajen Distribuisaun Idade Estudante sira iha Eskola Primáriu tuir Grau, Distritu no Rejiaun/ Percentage of Age Distribution of Primary Students by Grade, District and Region	70
Tabela/Table 8	Persentajen Distribuisaun Idade Estudante sira iha Eskola Pre-Sekundáriu tuir Grau, Distritu no Rejiaun/ Percentage of Age Distribution of Pre-Secondary Students by Grade, District and Region	73
Tabela/Table 9	Taxa Matrikula Brutu ba Labarik Mane ho Labarik Feto husi Eskola Primáriu no Sekundáriu (%)/ Gross Enrolment Ratio of Primary and Pre-Secondary Girls and Boys (%)	74
Tabela/Table 10	Taxa Matrikula Líkidu ba Labarik Feto ho Labarik Mane iha Eskola Primáriu no Pre-Sekundáriu (%)/ Net Enrolment Ratio of Primary and Pre-Secondary Girls and Boys (%)	75
Tabela/Table 11	Taxa Matrikula Líkidu Labarik Feto ho Labarik Mane husi Eskola Primáriu (%)/ Net Intake Rate of Primary Girls and Boys (%)	76
Tabela/Table 12	Taxa Matrikula Aparente ba Labarik Feto ho Labarik Mane husi Eskola Primáriu (%)/ Apparent Intake Rate of Primary Girls and Boys (%)	77
Tabela/Table 13	Proporsaun Alunu – Profesór iha Eskola Primáriu ho Pre-Sekundáriu/Pupil – Teacher Ratio in Primary and Pre-Secondary Schools	78
Tabela/Table 14	Medida Klase Média iha Eskola Primáriu ho Pre-Sekundáriu tuir Tipu Instituisaun/ Average Class Size in Primary and Pre-Secondary Schools by Type of Institution	79
Tabela/Table 15	Númeru Labarik Feto ho Labarik Mane Matrikuladu iha Eskola Sekundáriu sira tuir Tipu Instituisaun/ Number of Secondary Girls and Boys Enrolled by Type of Institution	80
Tabela/Table 16	Númeru Labarik Feto ho Labarik Mane Matrikuladu iha Eskola Sekundáriu sira tuir Grau/ Number of Secondary Girls and Boys Enrolled by Grade	81
Tabela/Table 17	Proporsaun Labarik Feto ho Labarik Mane (%) iha Eskola Sekundáriu sira tuir Grau no Tinan/ Ratio of Girls to Boys (%) in Secondary Schools by Grade and Year	82
Tabela/Table 18	Númeru Estudante Sekundáriu sira tuir Grupu Idade no Grau/ Number of Secondary Students by Age Group and Grade	83
Tabela/Table 19	Persentajen Distribuisaun Idade Estudante Eskola Sekundáriu sira tuir Grau, Distritu no Rejiaun/ Percentage of Age Distribution of Secondary Students by Grade, District and Region	86
Tabela/Table 20	Taxa Matrikula Brutu ba Labarik Feto ho Labarik Mane iha Eskola Sekundáriu sira (%)/ Gross Enrolment Rate of Secondary Girls and Boys (%)	87
Tabela/Table 21	Taxa Matrikula Líkidu ba Labarik Feto ho Labarik Mane iha Eskola Sekundáriu sira (%)/ Net Enrolment Rate of Secondary Girls and Boys (%)	88
Tabela/Table 22	Proporsaun Alunu – Profesór iha Eskola Sekundáriu sira/ Pupil – Teacher Ratio in Secondary Schools	89
Tabela/Table 23	Medida Klase Média iha Eskola Sekundáriu Públiku sira tuir Tipu Instituisaun/ Average Class Size in Secondary Schools by Type of Institution	90

Tabela/Table 24	Taxa Promosaun (%) ba Labarik Feto ho Labarik Mane sira iha Eskola Primáriu tuir Grau/ Promotion Rate (%) of Primary Girls and Boys by Grade	91
Tabela/Table 25	Taxa Promosaun (%) ba Labarik Feto ho Labarik Mane sira iha Eskola Pre-Sekundáriu tuir Grau/ Promotion Rate (%) of Pre-Secondary Girls and Boys by Grade	92
Tabela/Table 26	Númeru Estudante Repetente sira iha Eskola Primáriu tuir Grau ho Síklu (Hahú Tinan Eskolár)/ Number of Students Repeating in Primary Schools by Grade and Cycle (Beginning of School Year)	93
Tabela/Table 27	Númeru Estudante Repetente sira iha Eskola Pre-Sekundáriu tuir Grau ho Síklu (Hahú Tinan Eskolár)/ Number of Students Repeating in Pre-Secondary Schools by Grade and Cycle (Beginning of School Year)	97
Tabela/Table 28	Persentajen Repetente sira, tuir Grau ho Síklu iha Eskola Primáriu ho Pre-Sekundáriu (Hahú Tinan Eskolár)/ Percentage of Repeaters, by Grade and Cycle, in Primary and Pre-Secondary Schools (Beginning of School Year)	99
Tabela/Table 29	Númeru Estudante ne'ebé Repete iha Eskola Primáriu sira tuir Grau ho Síklu (Finál Tinan Eskolár)/ Number of Students Repeating in Primary Schools by Grade and Cycle (End of School Year)	101
Tabela/Table 30	Númeru Estudante ne'ebé Repete iha Eskola Pre-Sekundáriu sira tuir Grau ho Síklu (Finál Tinan Eskolár)/ Number of Students Repeating in Pre-Secondary Schools by Grade and Cycle (End of School Year)	105
Tabela/Table 31	Taxa Repetisaun Labarik Feto ho Labarik Mane sira (%) iha Eskola Pre-Sekundáriu tuir Grau ho Síklu (Finál Tinan Eskolár)/ Repetition Rate of Girls and Boys (%) in Pre-Secondary Schools by Grade and Cycle (End of School Year)	107
Tabela/Table 32	Taxa Repetisaun Labarik Feto ho Labarik Mane sira (%) iha Eskola Pre-Sekundáriu tuir Grau ho Síklu (Finál Tinan Eskolár)/ Repetition Rate of Girls and Boys (%) in Pre-Secondary Schools by Grade and Cycle (End of School Year)	109
Tabela/Table 33	Númeru Estudante ne'ebé Abandona Eskola iha Eskola Primáriu sira tuir Grau ho Síklu (Finál Tinan Eskolár)/ Number of Students Dropped-Out in Primary Schools by Grade and Cycle (End of School Year)	110
Tabela/Table 34	Númeru Estudante ne'ebé Abandona Eskola iha Eskola Pre-Sekundáriu sira tuir Grau ho Síklu (Finál Tinan Eskolár)/ Number of Students Dropped-Out in Pre-Secondary Schools by Grade and Cycle (End of School Year)	114
Tabela/Table 35	Taxa Abandonu Eskolár ba Labarik Feto ho Labarik Mane (%) iha Eskola Primáriu sira tuir Grau ho Síklu (Finál Tinan Eskolár)/ Drop-Out Rate of Girls and Boys (%) in Primary Schools by Grade and Cycle (End of School Year)	116
Tabela/Table 36	Taxa Abandonu Eskolár Labarik Feto ho Labarik Mane (%) iha Pre-Sekundáriu tuir Grau ho Síklu (Finál Tinan Eskolár)/ Drop-Out Rate of Girls and Boys (%) in Pre-Secondary Schools by Grade and Cycle (End of School Year)	118
Tabela/Table 37	Taxa Tranzisaun (%) husi nível Eskola Primáriu ba Nível Pre-Sekundáriu/ Transition Rate (%) from Primary Level to Pre-Secondary Level	119

Tabela/Table 38	Taxa Promosaun (%) ba Labarik Feto ho Labarik Mane tuir Grau/ Promotion Rate (%) of Secondary Girls and Boys by Grade	120
Tabela/Table 39	Númeru Repetente sira iha Eskola Sekundáriu (Inísiu Tinan Eskolár)/ Number of Repeaters in Secondary Schools (Beginning of School Year)	121
Tabela/Table 40	Persentajen Repetente sira iha Eskola Sekundáriu (Inísiu Tinan Eskolár)/ Percentage of Repeaters in Secondary Schools (Beginning of School Year)	123
Tabela/Table 41	Númeru Estudante ne'ebé Repete iha Eskola Sekundáriu sira tuir Grau (Finál Tinan Eskolár)/ Number of Students Repeating in Secondary Schools by Grade (End of School Year)	124
Tabela/Table 42	Taxa Repetisaun Labarik Feto ho Labarik Mane (%) iha Eskola Sekundáriu sira tuir Grau (Finál Tinan Eskolár)/ Repetition Rate of Girls and Boys (%) in Secondary Schools by Grade (End of School Year)	126
Tabela/Table 43	Númeru Estudante sira ne'ebé Abandona Eskola iha Eskola Sekundáriu tuir Grau (Finál Tinan Eskolár) / Number of Students Dropped-Out in Secondary Schools by Grade (End of School Year)	127
Tabela/Table 44	Taxa Abandonu Eskolár ba Labarik Feto ho Labarik Mane (%) iha Eskola Sekundáriu tuir Grau (Finál Tinan Eskolár)/ Drop-Out rate of Girls and Boys (%) in Secondary Schools by Grade (End of School Year)	129
Tabela/Table 45	Taxa Tranzisaun (%) husi nível Pre-Sekundáriu ba nível Sekundáriu/ Transition Rate (%) from Pre-Secondary Level to Secondary Level	130
Tabela/Table 46	Númeru Eskola Primáriu, Pre-Sekundáriu, Grupu Eskola Báziku (EB) ho Eskola Sekundáriu tuir Tipu Instituisaun/ Number of Primary, Pre- Secondary, Escola Basica (EB) Clusters and Secondary Schools by Type of Institution	131
Tabela/Table 47	Númeru Eskola sira tuir Númeru Tinan Konstrusaun nian/ Number of Schools by Number of Years of Construction	132
Tabela/Table 48	Númeru Eskola sira tuir Númeru Tinan Konstrusaun nian/ Proportion of Schools (%) by Number of Years of Construction and District	134
Tabela/Table 49	Númeru Profesór sira iha Eskola Primáriu, Pre-Sekundáriu ho Sekundáriu/ Number of Teachers in Primary, Pre-Secondary and Secondary Schools	136
Tabela/Table 50	Númeru Profesór sira tuir Kualifikasaun/ Number of Teachers by Qualifications	137
Tabela/Table 51	Númeru Profesór sira tuir Númeru Tinan Hanorin/ Number of Teachers by Number of Years of Teaching	138
Tabela/Table 52	Númeru Profesór sira tuir Grupu Idade/ Number of Teachers by Age Group	139
Tabela/Table 53	Númeru Diretór Eskola sira tuir Kualifikasaun/ Number of School Directors by Qualifications	140
Tabela/Table 54	Númeru Eskola sira no Fonte Bee-Hemu tuir Nível ho Distritu sira/ Number of Schools with Sources of Drinking Water, by Levels and Districts	141
Tabela/Table 55	Número Eskola sira ho Asesu ba Fasilidade Sentina no Bee, iha Eskola Primáriu, Pre-Sekundáriu ho Sekundáriu/ Number of Schools with Access to Toilet Facility with Water Supplied, in Primary, Pre-Secondary and Secondary Schools	143

Kapítulu 1

Progresu iha Edukasaun husi Perspetiva Paridade Jéneru

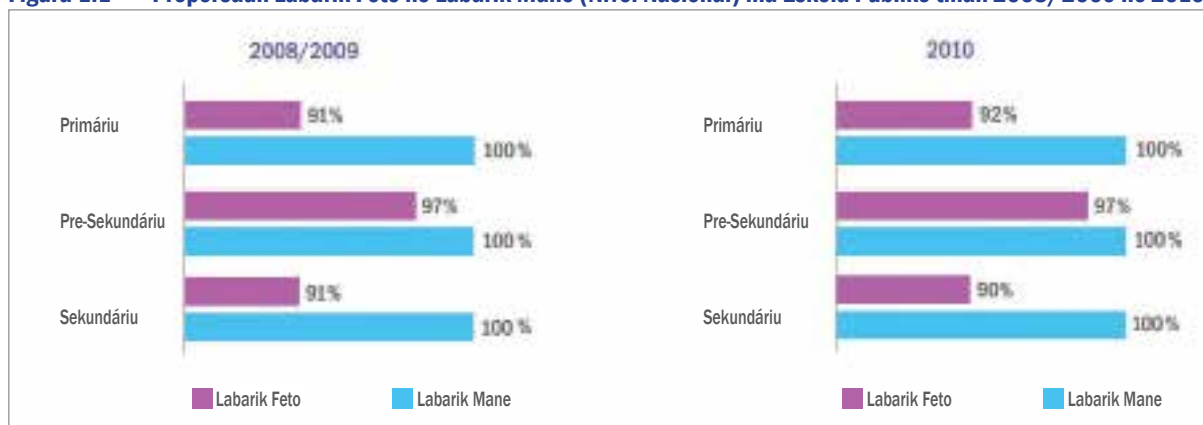


1. Proporsaun Labarik Feto ho Labarik Mane iha Eskola Públika Sira (Anexu ho Tabela Referensia: Lista Tabela: Tabela 3 no Tabela 15)

Hanesan iha tinan kotuk, labarik mane barak liu fali labarik feto iha nível eskola hotu. Ninia proporsaun mak iha labarik feto 9 entre labarik mane 10 matríkula iha eskola primáriu. Proporsaun kuaze atu hanesan entre labarik feto ho labarik mane iha eskola pre-sekundáriu, maibé labarik mane mak sei iha leten.

- Primáriu: Proporsaun Labarik Feto no Labarik Mane aas iha Oecusse ho pursentu 98, pursentu 3 ki'ik liu tinan kotuk, no ki'ik iha Manatuto (90), Aileu (89) and Liquica (90).
- Pre-Sekundáriu: Proporsaun aas iha Aileu ho pursentu 108 maibé ki'ik iha Ermera ho pursentu 88 (maske iha pursentu 2 aas liu tinan kotuk).
- Sekundáriu: Proporsaun aas iha Manufahi ho pursentu 108 maibé ki'ik iha Ermera ho pursentu 70-.

Figura 1.1 Proporsaun Labarik Feto no Labarik Mane (Nível Nasional) iha Eskola Publika tinan 2008/2009 no 2010

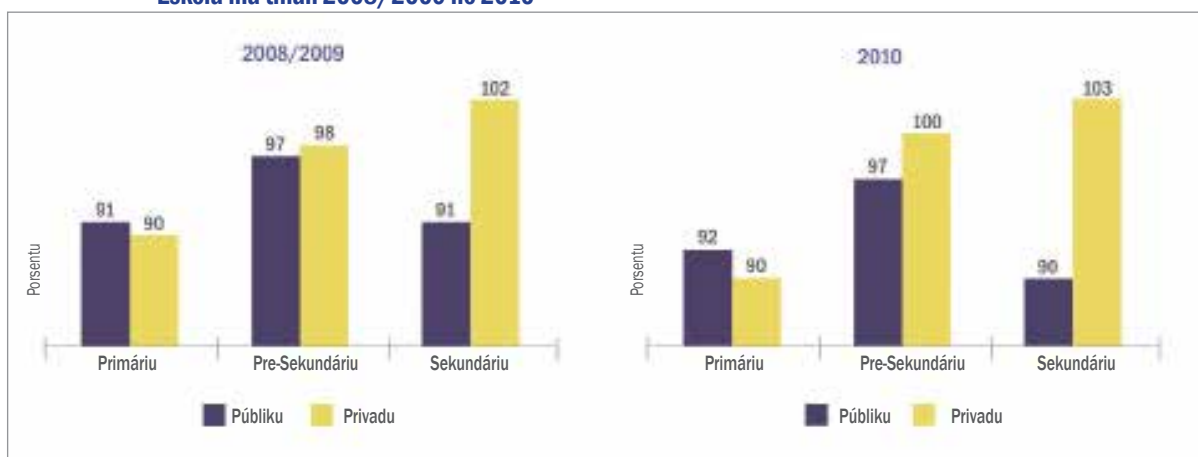


Bazeia iha tabela 3 no 15 (ba tinan 2010 deit) iha Anexu: Lista tabela.

2. Proporsaun Labarik Feto no Labarik Mane Tuir Tipu eskola (Anexu ho Tabela Referensia: Lista Tabela: Tabela 3 no Tabela 15)

Proporsaun labarik feto ho labarik mane pursentu 92 iha ensinu báziku fialiál públiku no pursentu 90 iha ensinu báziku fialiál privadu iha 2010. Iha nivel ensinu báziku, proporsaun labarik feto ho labarik mane sira ho pursentu 97 (públiku) no pursentu 100 (privadu), no pursentu 93 iha ensinu báziku (fialiál síklu 1 no 2 no báziku síklu 3) ba eskola públiku no privadu sira, respetivamente, pursentu 1 aas liu duke tinan kotuk. Proporsaun ba labarik feto sei nafatin aas liu tinan ne'e iha eskola sekundáriu privadu sira ho pursentu 103 kompara ho pursentu 90 iha eskola sekundáriu públiku sira.

Figura 1.2 Proporsaun Labarik Feto no Labarik Mane (Nivel Nasional) iha Eskola Publiko no Eskola Privado tuir Nivel Eskola iha tinan 2008/2009 no 2010



Bazeia iha tabela 3 no 15 (ba tinan 2010 deit) iha Anexu: Lista tabela.

3. Proporsaun Labarik Feto no Labarik Mane Tuir Grau (Anexu ho Tabela Referensia: Lista Tabela: Tabela 5 no Tabela 17)

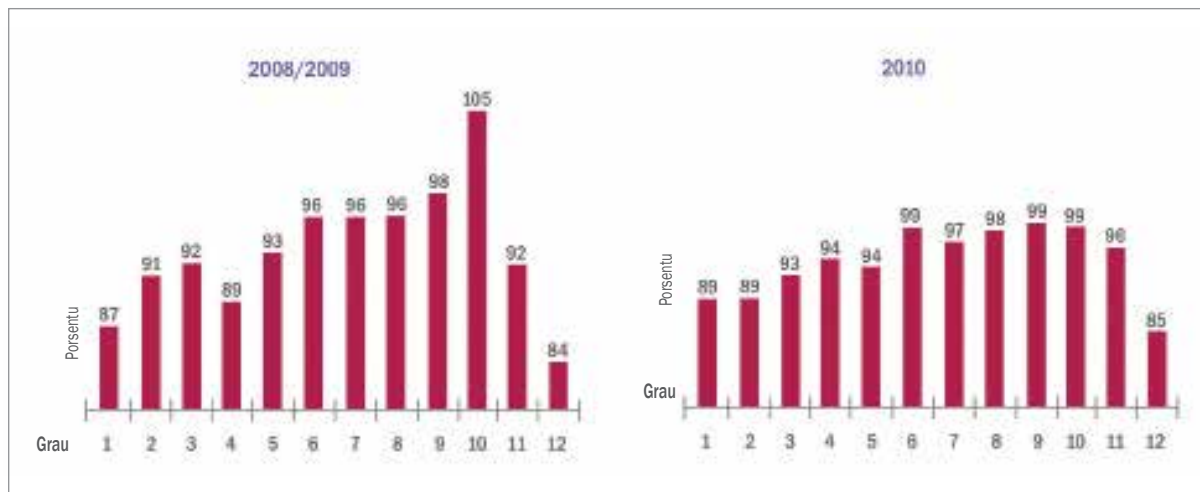
Proporsaun labarik feto ho labarik mane sira matríkula iha grau 1 no grau 2 ho pursentu 89 iha 2010. Husi grau 3 to'o 6 iha nivel ensinu báziku fialiál ho nia distansia husi pursentu 93 to'o 99, grau hirak ne'e hotu ho pursentu aas liu duke 2008/09.

Proporsaun labarik feto ho labarik mane sira iha nivel ensinu báziku (grau 7-9) ho distancia husi pursentu 97 to'o 99, pursentu 1 ka 2 aas liu iha 2008/09. Proporsaun labarik feto no labarik mane sira iha nivel sekundáriu gradualmente tuun tamba nivel grau aas liu tan, pursentu 99 iha grau 10 to'o pursentu 85 iha grau 12 iha 2010.

Proporsaun labarik feto ho labarik mane sira matríkula iha síklu 1 ho pursentu 91, pursentu 2 aas liu duke tinan kotuk. Proporsaun aas liu iha síklu 2 ho pursentu 96 (pursentu 94 iha 2008/2009) no pursentu 98 (pursentu 97 iha 2008/2009) iha síklu 3 no ensinu sekundáriu ho pursentu 94.

Iha nível nasional, iha labarik feto ho número ki'ik liu iha grau hotu ho proporsaun ki'ik liu iha grau 12 ho pursentu 85.

Figura 1.3 Proporsaan Labarik Feto no Labarik Mane (Nivel Nasional) tuir grau iha tinan 2008/2009 no 2010



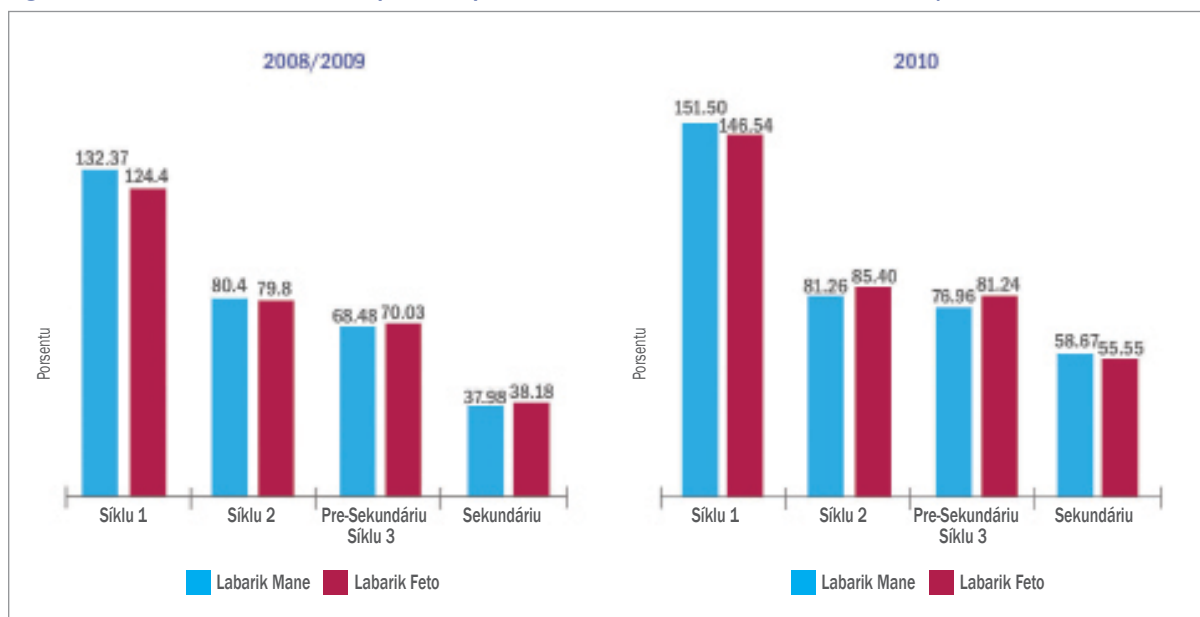
Bazeia iha tabela 5 no 17 iha Anexu: Lista tabela.

4. Inskrisaun Brutu Tuir Seksu

(Aneksu ho Tabela Referensia: Lista Tabela: Tabela 9 no Tabela 20)

Taxa Inskrisaun brutu (TIB) aas liu ba labarik mane sira iha síklu 1 no sekundáriu, maibé aas liu ba labarik feto sira iha síklu 2 ho 3 iha 2010. Iha síklu 1, TIB ba labarik mane sira ho pursentu 151.50 no ba labarik feto sira ho pursentu 145.54. Iha síklu 2 no síklu 3, TIB hatudu pursentu 81.26 (labarik mane sira) no pursentu 85.40 (labarik feto sira), no respetivamente pursentu 76.96 (labarik mane sira) no pursentu 81.24 (labarik feto sira). Tendénsia husi síklu 2 no 3 ne'e sei hanesan nafatin iha nivel sekundáriu no mós iha 2010, ne'ebé pursentu 58.67 ba labarik mane sira no pursentu 55.55 ba labarik feto sira. Kompara ho tinan kotuk, TIB sei aas liu nafatin ba labarik mane sira iha síklu 1 no labarik feto sira iha síklu 3.

Figure 1.4 Taxa Inskrisaun Brutu (Nasional) tuir nivel Eskola no tuir Seksu iha tinan 2008/09 no 2010



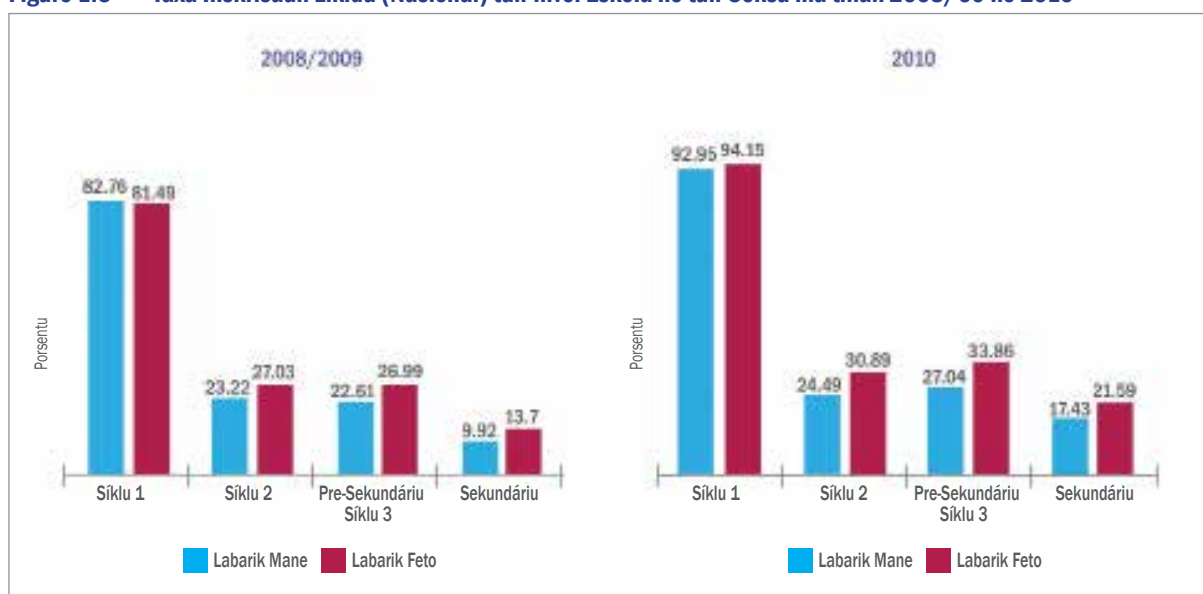
Bazeia iha tabela 9 no 20 iha Anexu: Lista tabela.

5. Inskrisaun Líkidu Tuir Seksu

(Anexu ho Tabela Referensia: Lista Tabela: Tabela 10 no Tabela 21)

Iha tinan ida-ne'e, iha nível nasional, Inskrisaun líkidu aas liu ba labarik feto sira iha síklu hotu (1, 2 no 3) no sekundáriu. Iha síklu 1, Taxa Inskrisaun Líkidu (TIL) ba labarik feto sira iha pursentu 94.15 ne'ebé pursentu 92.95 ba labarik mane sira. TIL iha síklu 2 ho pursentu 30.89 ba labarik feto sira no pursentu 24.49 ba labarik mane sira. Iha síklu 3, pursentu 33.86 ba labarik feto sira ne'ebé pursentu 27.04 ba labarik mane sira. Nivel sekundáriu mós hatudu tendénsia hanesan ne'ebé pursentu 21.59 ba labarik feto sira no pursentu 17.43 ba labarik mane sira. Kontrariu ho tendénsia ne'ebe iha 2010, iha 2008/09, so deit síklu 1 iha Inskrisaun líkidu aas liu ba labarik mane sira.

Figure 1.5 Taxa Inskrisaun Líkidu (Nasional) tuir nivel Eskola no tuir Seksu iha tinan 2008/09 no 2010



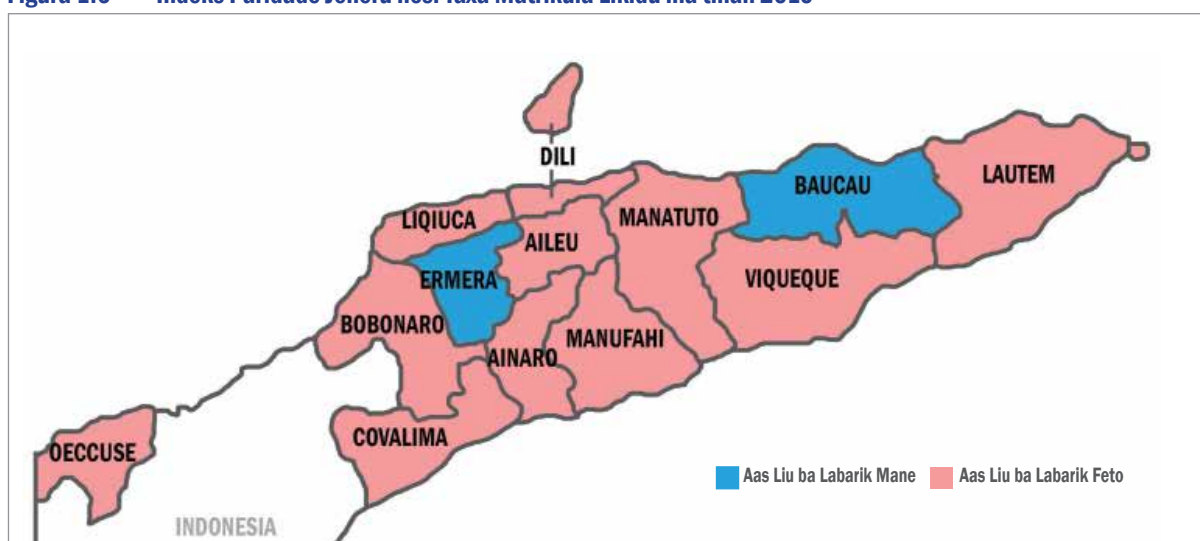
Bazeia iha tabela 10 no 21 (ba tinan 2010 deit) iha Anexu: Lista tabela.

6. Índeks Paridade Jéneru ba Estudante Foun sira (Taxa Matrikula Líkidu no Taxa Matrikula Aparente)
(Anexu ho Tabela Referensia: Lista Tabela: Tabela 11 no Tabela 12)

Taxa Matrikula Líkidu (TML), ka númeru estudante foun sira matrikuladu iha grau 1 ho idade tinan 6 iha porsentu 50 nia okos iha Rejiaun 3 no 4 ba labarik feto no labarik mane no ba Rejiaun 5 ba labarik mane de'it.¹ Iha númeru ne'ebé ki'ik liu husi Rejiaun balun ho taxa ne'ebé ki'ik menus husi porsentu 50 bainhira kompara ho dadus iha tinan kotuk (Rejiaun hotu ba labarik feto no labarik mane ho taxa ne'ebé ki'ik menus husi porsentu 50).

TML nia Índeks Paridade Jéneru (IPJ) hatudu lakuna ne'ebé barak liu ba labarik feto sira kuaze iha distritu hotu exetu iha Distritu Baucau no Ermera ho lakuna barak liu iha labarik mane sira. Disparidade aas liu maka iha Manufahi, Aileu no Oecusse ho 1.22, 1.18 no 1.12 ba labarik feto sira.

Figura 1.6 Índeks Paridade Jéneru hosi Taxa Matrikula Líkidu iha tinan 2010



Bazeia iha tabela 11 iha Anexu: Lista tabela.

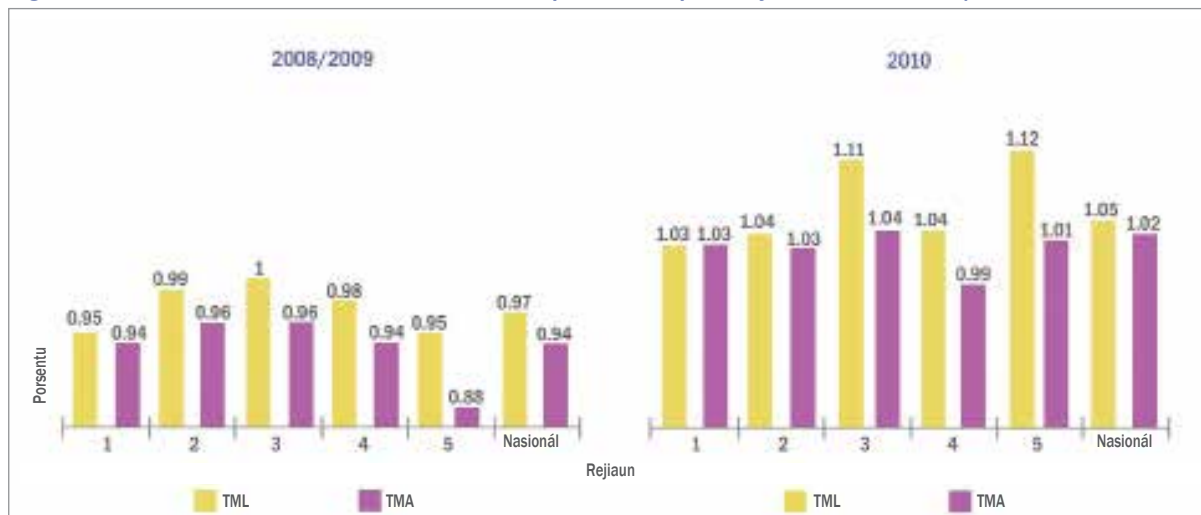
Taxa Matrikula Aparente (TMA), ka númeru estudante foun sira ne'ebé matrikuladu iha grau 1 la haree ba idade ne'e liu husi 100% iha distritu hotu-hotu.

TMA nia IPJ hatudu lakuna ne'ebé maka'as ba feto iha distritu hotu-hotu exetu Distritu Viqueque no Ermera ho 0.99 no 0.96, labarik mane sai maka'as liu.

Tuir Rejiaun, kuaze rejiaun hotu hatudu disparidade iha labarik mane maka'as liu iha tinan kotuk. Maske nune'e, iha tinan 2010, kuaze rejiaun hotu hatudu disparidade ne'ebé la hanesan ho tinan kotuk ne'ebé feto maka maka'as liu.

¹ Rejiaun 1: Baucau, Lautem, Manatuto, Viqueque; Rejiaun 2: Dili, Liquiçá; Rejiaun 3 : Aileu, Ainaro, Manufahi; Rejiaun 4: Bobonaro, Covalima, Ermera; Rejiaun 5: Oecusse

Figura 1.7 Índeks Paridade Jéneru ba alunu foun (TML no TMA) tuir Rejiaun iha tinan 2008/09 no 2010



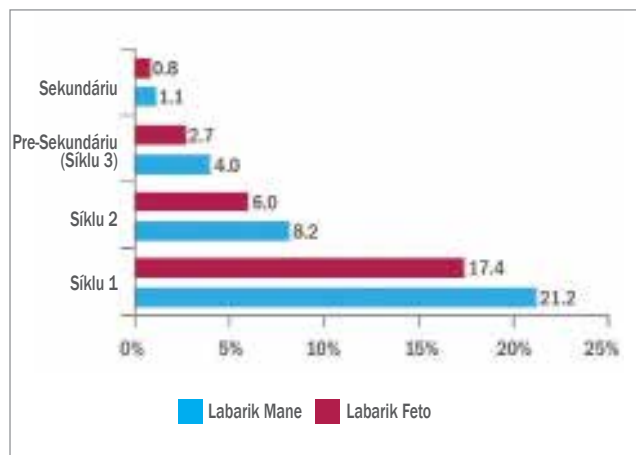
Rejiaun 1: Baucau, Lautem, Manatuto, Viqueque | Rejiaun 2: Díli, Liquiça | Rejiaun 3 : Aileu, Ainaro, Manufahi
 Rejiaun 4: Bobonaro, Covalima, Ermera | Rejiaun 5: Oecusse

Bazeia iha tabela 11 no 12 iha Anexu: Lista tabela.

7. Percentajen Repetente sira Tuir Seksu (Anexu ho Tabela Referensia: Lista Tabela: Tabela 28 no Tabela 40)

Númeru aas liu husi repetente sira iha tinan ne'e, liu-liu iha síklu 1. Taxa ba buat ne'e tun ho signifikante tebes bainhira muda ba síklu aas sira. Síklu 3 no edukasaun sekundáriu hatudu taxa repetente ki'ik entre labarik mane ho labarik feto. Iha labarik mane repetente barak liu iha síklu hotu no sekundáriu kompara ho labarik feto.

Figure 1.8 Percentajen Repetente (Nasional) tuir Nivel Eskola no tuir Seksu iha tinan 2010



Bazeia iha tabela 28 no 40 iha Anexu: Lista tabela.

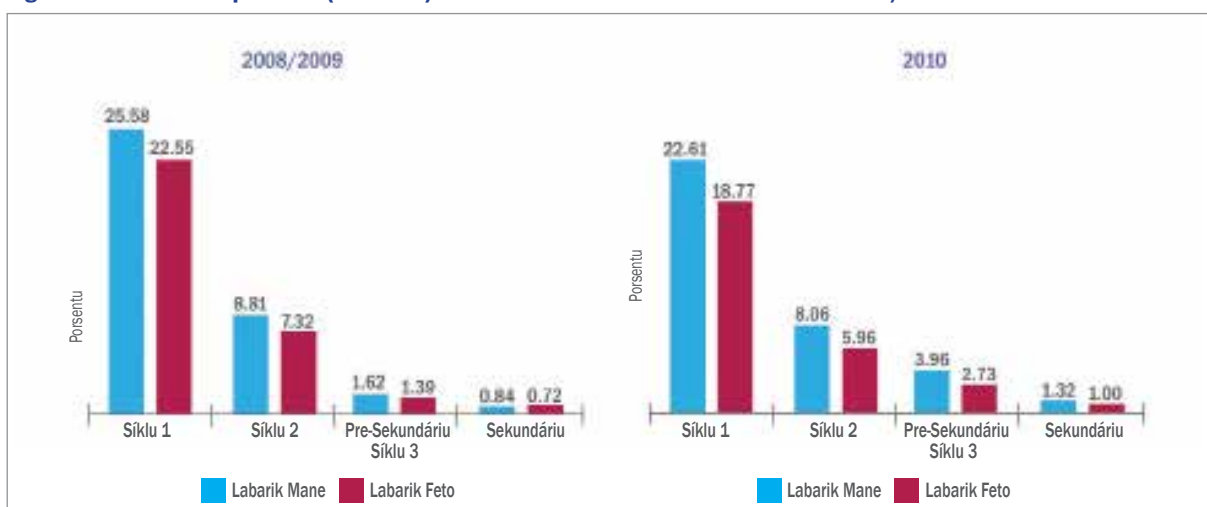
8. Taxa Repetisaun Tuir Seksu

(Anexu ho Tabela Referensia: Lista Tabela: Tabela 31, Tabela 32 no Tabela 42)

Taxa repetisaun sei aas entre labarik feto ho labarik mane iha síklu 1 iha distritu hotu-hotu. Lautem iha taxa ne'ebé aas liu hotu ba labarik mane ho porsentu 30 bainhira Manatuto relata taxa repetisaun ne'e aas liu hotu ba labarik feto ho porsentu 24.5. Hanesan mós iha tinan kotuk, taxa ne'e tun ho signifikante tebes bainhira muda ba síklu aas liu. Iha síklu 2, Aileu ho Manufahi relata taxa ne'ebé aas liu hotu ba labarik mane (porsentu 14.6) ho labarik feto (porsentu 11.4). Ba síklu 3 ho sekundáriu, Manatuto ho Oe-Cusse mak aas liu hotu ba labarik feto ho labarik mane.

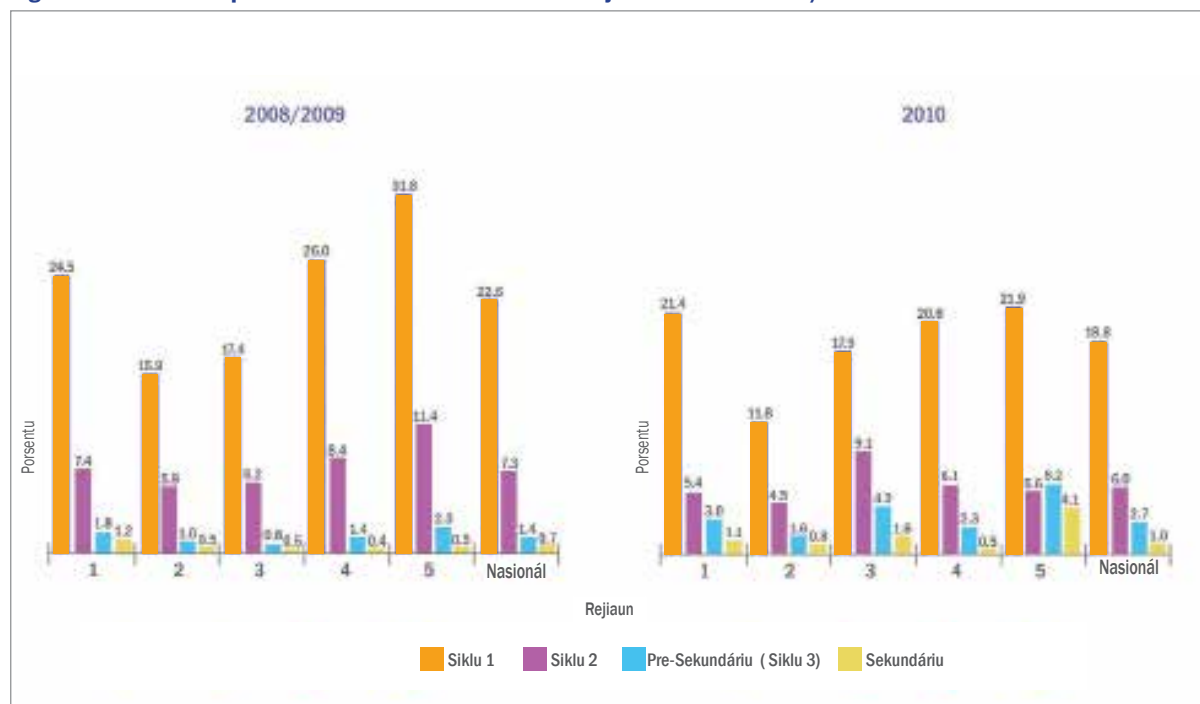
Taxa repetisaun ba labarik mane aas liu iha síklu hotu ho sekundáriu kompara ho labarik feto.

Figura 1.9 Taxa Repetisaun (Nasional) tuir Nivel Eskola no tuir Seksu iha tinan 2008/09 no 2010



Bazeia iha tabela 31, 32 no 42 iha Anexu: Lista tabela.

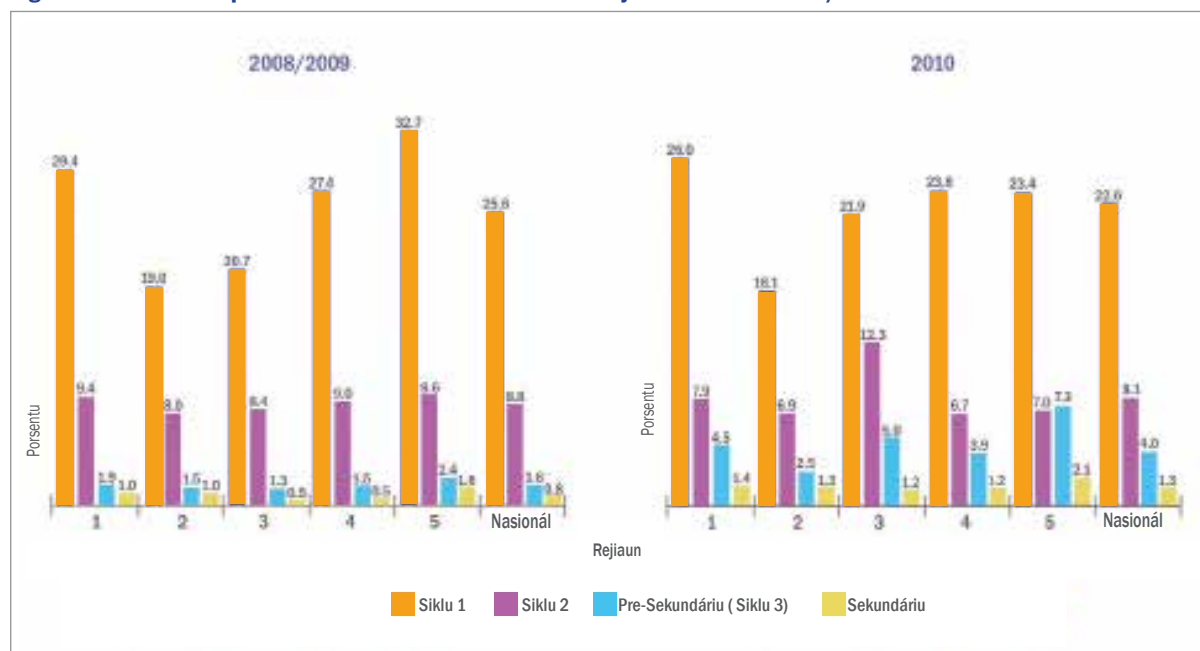
Figura 1.10 Taxa Repetisaun Labarik Feto tuir síklu no Rejiaun iha tinan 2008/09 no 2010



Rejiaun 1: Baucau, Lautem, Manatuto, Viqueque | Rejiaun 2: Díli, Liquiça | Rejiaun 3 : Aileu, Ainaro, Manufahi
Rejiaun 4: Bobonaro, Covalima, Ermera | Rejiaun 5: Oecusse

Bazeia iha tabela 31, 32 no 42 iha Anexu: Lista tabela.

Figura 1.11 Taxa Repetisaun Labarik Mane tuir Síklu no Rejiaun iha tinan 2008/09 no 2010



Rejiaun 1: Baucau, Lautem, Manatuto, Viqueque | Rejiaun 2: Díli, Liquiça | Rejiaun 3 : Aileu, Ainaro, Manufahi
Rejiaun 4: Bobonaro, Covalima, Ermera | Rejiaun 5: Oecusse

Bazeia iha tabela 31, 32 no 42 iha Anexu: Lista tabela.

9. Abandonu Eskolár Tuir Seksu (Anexu ho Tabela Referensia: Lista Tabela: Tabela 35, Tabela 36 no Tabela 44)

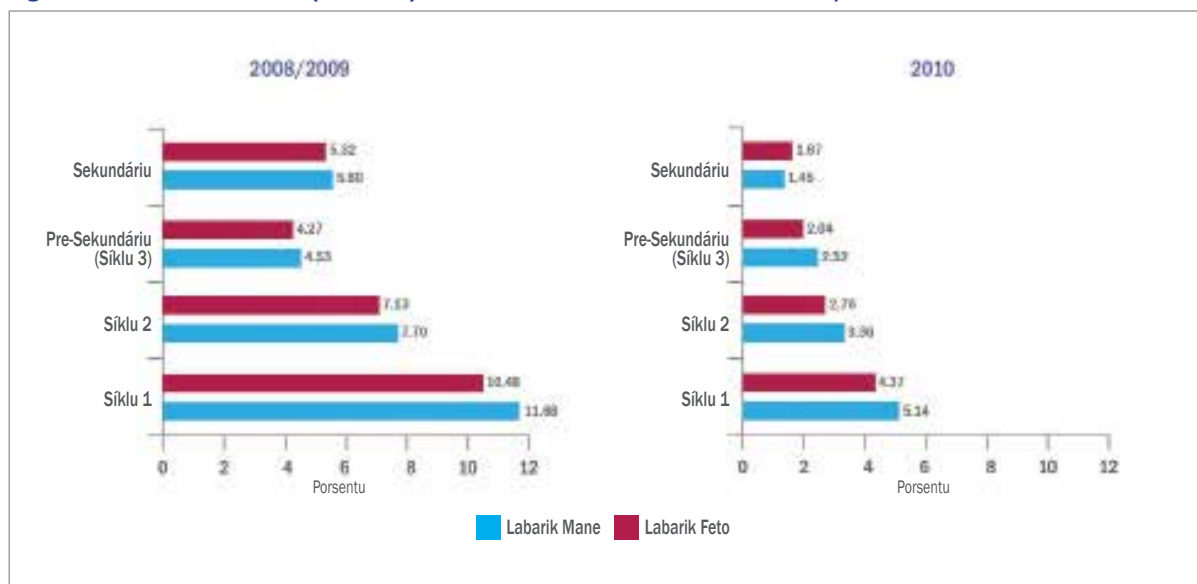
Iha taxa abandonu skolár ne'ebé tun maka'as iha grau inísiu sira husi eskola primáriu kompara ho tinan kotuk. Maske nune'e iha labarik mane barak mak hetan abandonu skolár iha grau hotu exetu grau 8, 10 no 11 ne'ebé labarik feto barak hetan abandonu skolár liu labarik mane sira.

Tuir síklu, iha tinan 2010 ne'e, labarik feto barak hetan abandonu skolár iha edukasaun sekundáriu kompara ho labarik mane. Labarik mane barak liu hetan abandonu skolár iha síklu sira seluk hotu.

Taxa abandonu skolár ba labarik feto iha tinan 2010 ki'ik liu kompara ho tinan kotuk exetu síklu 3 iha Rejiaun 3 husi porsentu 2.3 iha tinan kotuk ba porsentu 2.9 iha tinan 2010 no edukasaun sekundáriu iha Rejiaun 5 husi porsentu 1.6 iha tinan 2008/2009 ba porsentu 5 iha tinan 2010.

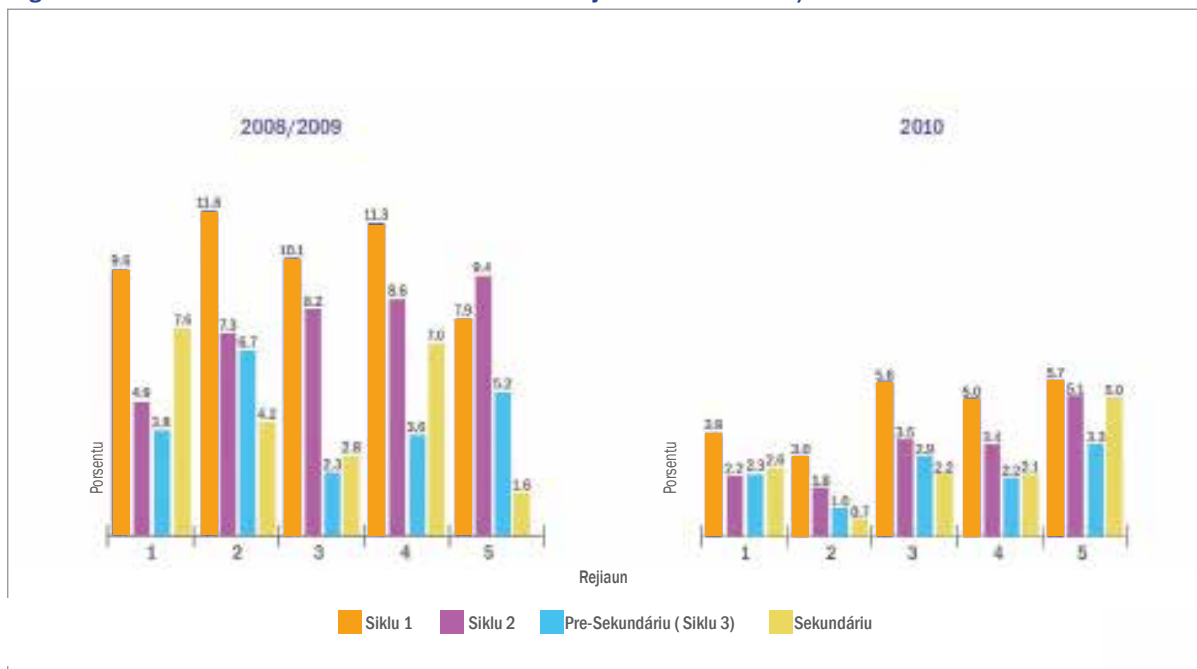
Nune'e mós, taxa abandonu skolár ba labarik feto iha tinan 2010 ki'ik liu kompara ho tinan kotuk exetu síklu 3 iha Rejiaun 3 husi porsentu 2.4 iha tinan kotuk ba porsentu 3.9 iha tinan 2010 ba edukasaun sekundáriu iha Rejiaun 5 husi porsentu 2.9 iha tinan 2008/2009 ba porsentu 3.6 iha tinan 2010.

Figure 1.12 Taxa Abandonu (Nasional) Nivel Eskola no tuir Seksu iha tinan 2008/09 no 2010



Bazeia iha tabela 35, 36 no 44 iha Anexu: Lista tabela.

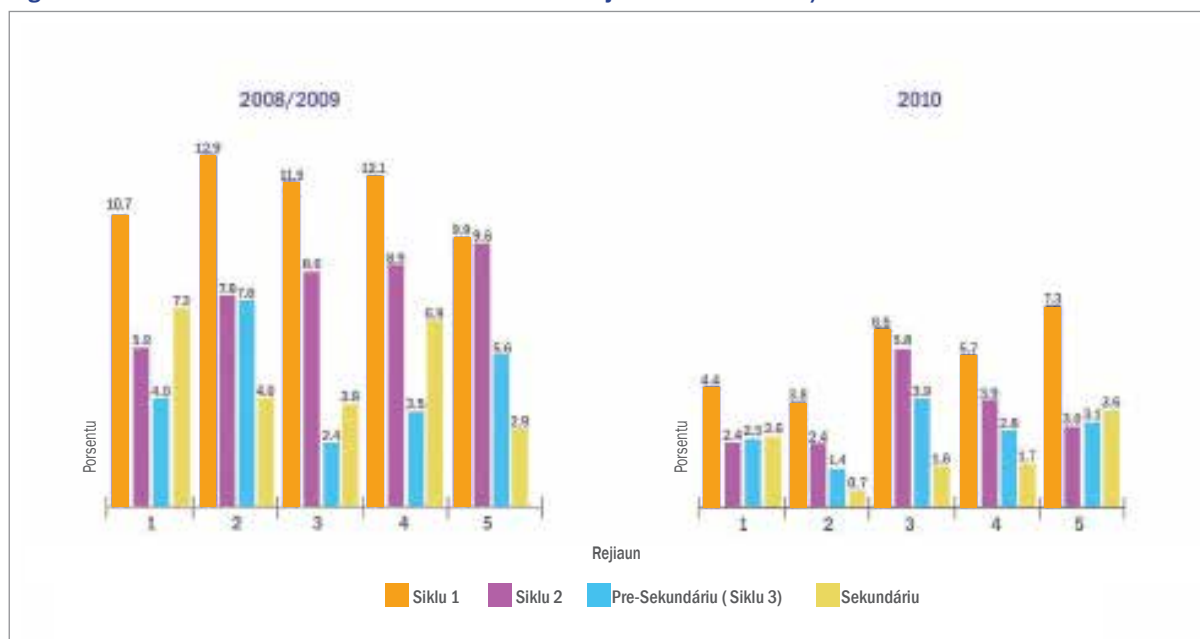
Figure 1.13 Taxa Abandonu Labarik feto tuir Siklu no Rejiaun iha tinan 2008/09 no 2010



Rejiaun 1: Baucau, Lautem, Manatuto, Viqueque | Rejiaun 2: Díli, Liquiça | Rejiaun 3 : Aileu, Ainaro, Manufahi
 Rejiaun 4: Bobonaro, Covalima, Ermera | Rejiaun 5: Oecusse

Bazeia iha tabela 35, 36 no 44 iha Anexu: Lista tabela.

Figure 1.14 Taxa Abandonu Labarik Mane tuir síklu no Rejiaun iha tinan 2008/09 no 2010



Rejiaun 1: Baucau, Lautem, Manatuto, Viqueque | Rejiaun 2: Díli, Liquiça | Rejiaun 3 : Aileu, Ainaro, Manufahi
 Rejiaun 4: Bobonaro, Covalima, Ermera | Rejiaun 5: Oecusse

Bazeia iha tabela 35, 36 no 44 iha Anexu: Lista tabela.

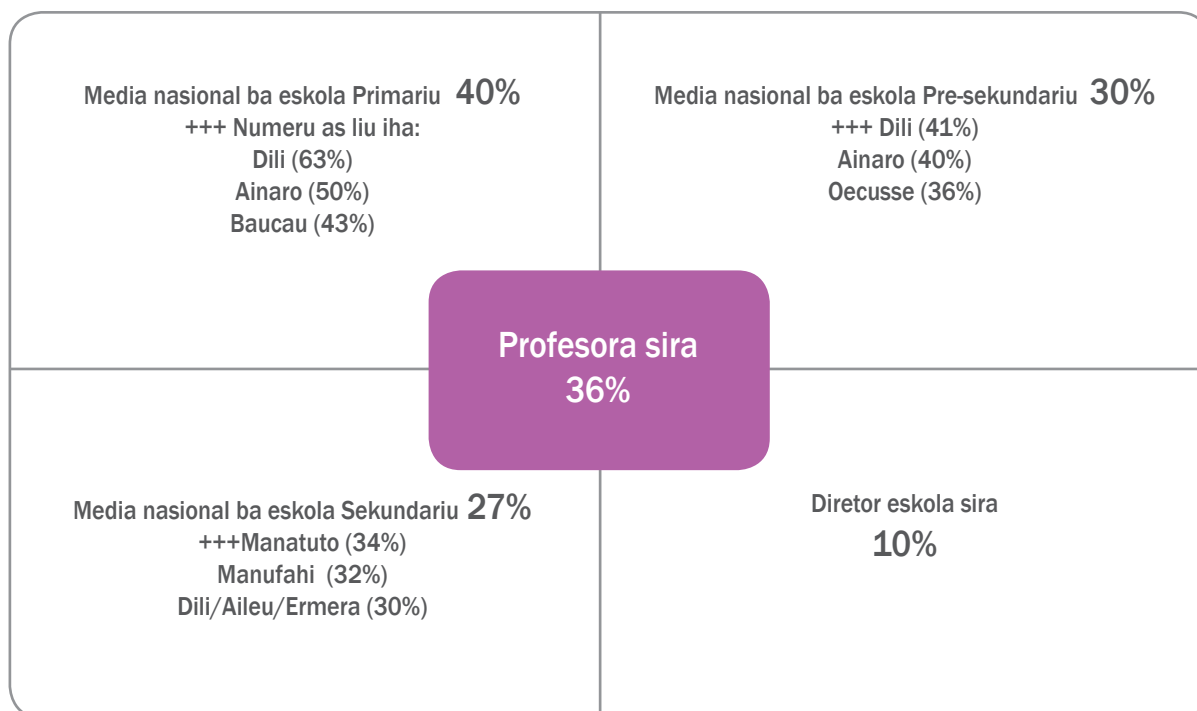
10. Proporsaan Feto Profesór sira (Anexu ho Tabela Referensia: Lista Tabela: Tabela 49)

Iha profesór na'in 12.038 ba siklu 1, 2, 3 no sekundariu hamutuk, ne'ebé entre sira ne'e porsentu 36 maka feto. Kompara ho tinan kotuk, iha liu tan profesór na'in 768 iha tinan ida-ne'e ka liu maisumenus porsentu 1 iha territóriu tomak.

Númeru profesora iha variedade tuir área jeográfiku no nível edukasaun.

- Iha eskola primáriu, feto sira representa porsentu 39.8 husi profesór sira (maisumenus porsentu 1.1 liu husi tinan kotuk);
- Iha edukasaun pre-sekundáriu, sira representa porsentu 29.9 (maisumenus porsentu 4.1 liu husi tinan kotuk).
- Iha ensinu sekundáriu, sira representa porsentu 27.4 (maizumenus porsentu 1.5 liu husi tinan kotuk).

Figura 1.15 Persentajen Profesór feto no diretores tuir nivel Eskola iha tinan 2010



Bazeia iha tabela 49 iha Anexu: Lista tabela.

Kona-ba kualifikasaun, númeru feto ba kategoria ida-idak refleta persentajen profesora sira iha Timor-Leste (porsentu 36). Ba profesór sira ho grau primáriu, sekundáriu no koléjiu, feto representa porsentu 37, porsentu 2 aas liu tinan kotuk. Ba profesór sira ne'ebé edukadu iha nível universitáriu, feto representa porsentu 28, laiha mudansa bainhira kompara ho dadus tinan kotuk.

Kapítulu 2

Asesu ba Eskola

1. Edukasaun Báziku

1.1 Númeru labarik feto no labarik mane iha eskola Primáriu no Sekundáriu tuir Tipu Instituisaun (Anexu ho Tabela Referensia: Lista Tabela: Tabela 3)

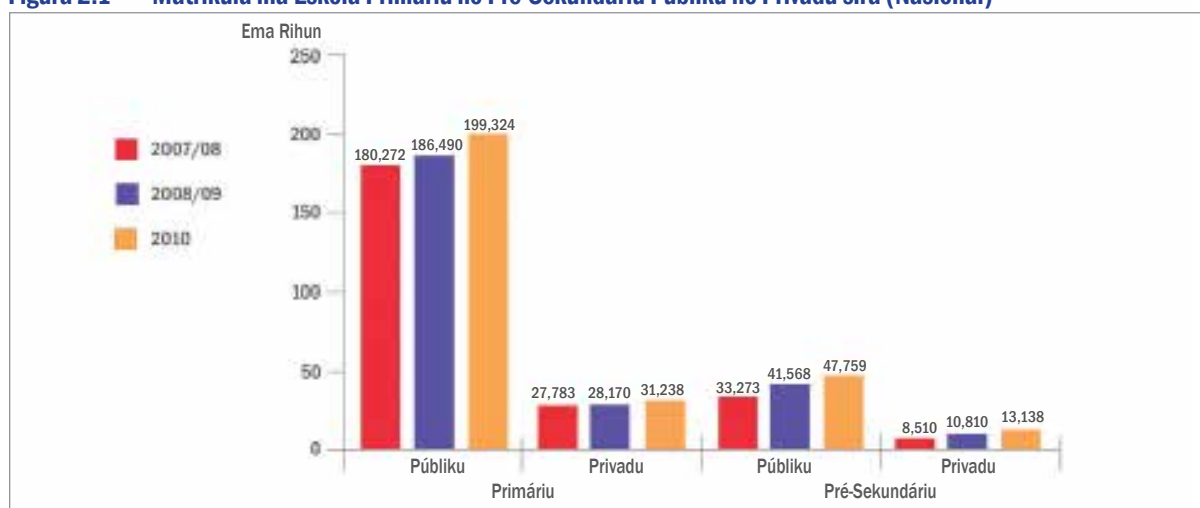
Iha tinan 2010, estudante sira ne'ebé hetan matríkula hamutuk na'in 291.459 iha eskola primáriu no pre-sekundáriu. Entre sira ne'e, na'in 230.562 maka frekuenta eskola primáriu no na'in 60.897 maka frekuenta eskola pre-sekundáriu. Númeru estudante sira iha edukasaun báziku sa'e ka aumenta ba porsentu 9 komesa tinan 2008/2009. Maske númeru estudante sira pre-sekundáriu nian aumenta na'in 8.519 de'it kompara ba estudante na'in 15.902 iha nível eskola primáriu, númeru ne'e aumenta subsekuentementemente porsentu 16 kompara ho aumenta porsentu 7 iha nível eskola primáriu komesa iha tinan 2008/2009.

Tuir tipu institusaun, estudante barak liu matrikuladu iha eskola públiku sira:

- Estudante na'in 199.324 primáriu nian iha eskola públiku sira;
- Estudante na'in 31.238 primáriu nian iha eskola privadu sira;
- Estudante na'in 47.759 pre-sekundáriu nian iha eskola públiku sira;
- Estudante na'in 13.138 pre-sekundáriu nian iha eskola privadu sira.

Iha aumenta bebeik tinan-tinan komesa 2007 iha eskola primáriu no pre-sekundáriu públiku no privadu sira.

Figura 2.1 Matríkula iha Eskola Primáriu no Pre-Sekundáriu Públiku no Privadu sira (Nasionál)



Bazeia iha tabela 3 iha Anexu: Lista tabela.

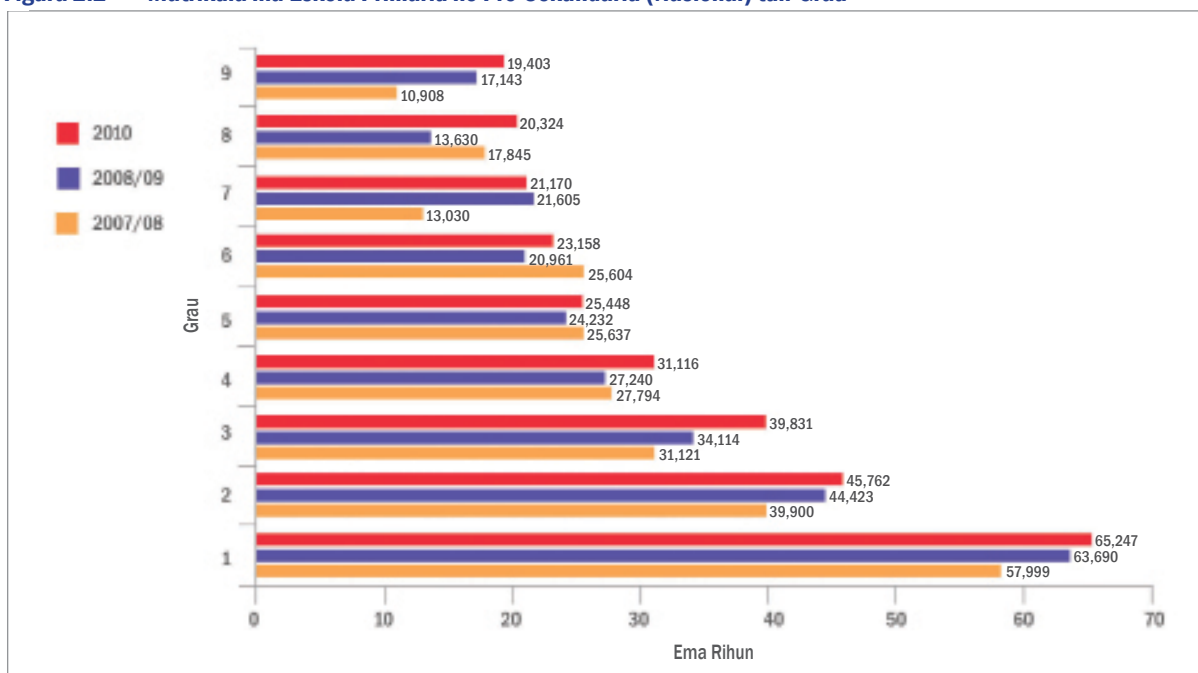
1.2 Númeru Labarik Feto no Labarik Mane Matrikuladu iha Eskola Primáriu no Pre-Sekundáriu tuir Tipu Grau no Síklu (Anexu ho Tabela Referensia: Lista Tabela: Tabela 4 no Tabela 5)

Husi totál estudante na'in 291.459 iha eskola primáriu no pre-sekundáriu, maisumenus 22% iha grau 1 (65.247). Númeru ida-ne'e diminui bainhira muda ba iha grau ne'ebé aas ida-idak. Total númeru estudante sira ne'ebé forma iha grau tolu uluk maisumenus 52% husi totál estudante sira iha eskola primáriu no pre-sekundáriu ka maisumenus 65% husi totál estudante iha eskola primáriu de'it.

Kompara ho tinan 2008/2009, kada grau iha númeru estudante sira liután exetu grau 7 ho 2 pursentu ki'ik liu tinan uluk. Aumenta maka'as liu iha grau 8, maske ninia númeru iha de'it estudante na'in 6.694 tan kompara ho tinan kotuk, subsekuentemente númeru ida-ne'e aumenta tan pursentu 49 iha periodu tomak husi tinan 2008/2009 ba to'o 2010. Aumenta signifikante balun iha:

- Grau 3: ho estudante na'in 5.717 (pursentu 17);
- Grau 4: ho estudante na'in 3.876 (pursentu 14);
- Grau 6: ho estudante na'in 2.197 (pursentu 10).

Figura 2.2 Matrikula iha Eskola Primáriu no Pre-Sekundáriu (Nasionál) tuir Grau



Bazeia iha tabela 4 iha Anexu: Lista tabela.

Tuir síklu, husi totál estudante na'in 291.459 iha eskola primáriu no pre-sekundáriu:

- Estudante na'in 181.956 matrikula iha síklu 1;
- Estudante na'in 48.606 matrikula iha síklu 2; no
- Estudante na'in 60.897 matrikula iha síklu 3.

Síklu hotu iha matrikula ne'ebé aas liu kompara ho tinan kotuk ho aumentu ne'ebé aas liu hotu iha síklu 3 ho 16% (8.519), tuir kedas síklu 2 ho 8% (3.413) no síklu 1 ho 7% (12.489).

1.3 Distribuisaun Idade Labarik Feto no Labarik Mane iha Eskola Primáriu no Pre-Sekundáriu (Anexu ho Tabela Referensia: Lista Tabela: Tabela 6, Tabela 7 no Tabela 8)

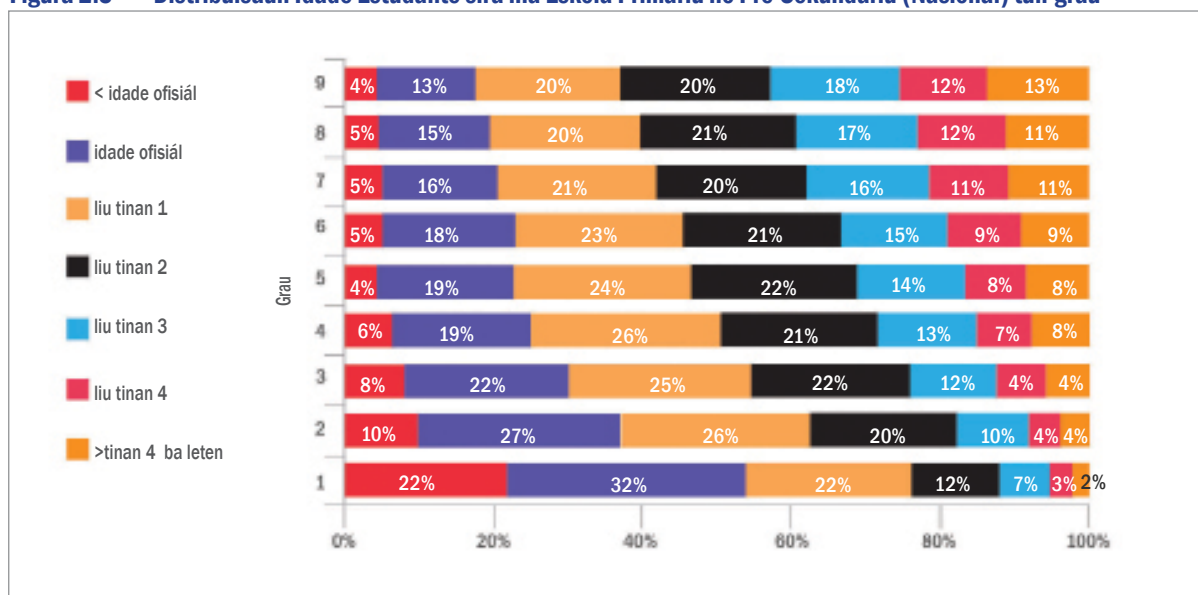
Idade ofisiál labarik tama eskola iha grau primeiru eskola primáriu mak tinan 6 no tinan 12 iha eskola pre-sekundáriu.

Laiha diferença barak bainhira kompara dados distribuisaun idade tuir grau no área iha tinan 2010 ho dados tinan 2008/2009 no tinan 2007/2008. Maisumenus estudante pursentu 32 ho idade ofisiál eskolár tama eskola iha grau primeiru, ida-ne'e signifika katak maisumenus estudante pursentu 68 komesa eskola sedu ka atraza liu husi idade ofisiál eskola nian. Maisumenus estudante pursentu 34 iha grau primeiru maka liu tinan 1 to'o tinan 2 husi idade ofisiál eskola nian, pursentu 12 iha idade tinan 3 no liu ba leten no pursentu 21 maka idade ki'ik.

Sira-ne'e hotu, estudante pursentu 27 de'it maka iha grau 2 ho idade ofisiál eskolár ne'ebé loos. Ninia diferença maka pursentu 63 ho idade boot liu no pursentu 10 ho idade ki'ik liu. Ba grau 3 to'o grau 7, maioria estudante sira boot liu ho idade tinan 1 husi idade ofisiál eskolár nian.

Proporsaun idade ofisiál eskolár ba estudante sira ne'e ki'ik liu bainhira avansa ba grau ne'ebe aas liu. Ba grau 4 to'o 6, proporsaun idade ofisiál estudante sira menus liu husi 1/5 husi totál númeru estudante sira iha grau ida-idak. Proporsaun ida-ne'e sai ki'ik liu iha grau ne'ebé aas liu hotu, porezemplu estudante sira menus husi 1/6 iha grau ida-idak husi grau 7 to'o 9 mak idade ofisiál eskolár nian.

Figura 2.3 Distribuisaun Idade Estudante sira iha Eskola Primáriu ho Pre-Sekundáriu (Nasional) tuir grau



Bazeia iha tabela 7 no 8 iha Anexu: Lista tabela.

1.4. Taxa Inskrisaun Brutu (TIB) ba Labarik Feto ho Labarik Mane husi Eskola Primáriu ho Pre-Sekundáriu (%) (Anexu ho Tabela Referensia: Lista Tabela: Tabela 9)

Iha tinan 2010, TIB iha nível nasionál sai pursentu 113.18 (pursentu 128 iha primáriu no 79% iha pre-sekundáriu). Maisumenus pursentu 21 aas liu tinan kotuk (pursentu 14 aas liu iha primáriu no pursentu 10 aas liu iha pre-sekundáriu).

TIB ne'ebé ki'ik liu hotu iha síklu 1 mak iha Distritu Dili (pursentu 120.45). Oe-Cusse hetan ki'ik liu hotu ho pursentu 59.72 iha síklu 2. Ba nível Primáriu (Síklu 1 ho 2), Dili hetan TIB ne'ebé ki'ik liu hotu ho pursentu 112.02.

Bainhira haree liután ba figura sira iha edukasaun pre-sekundáriu, hanesan iha tinan 2008/2009, TIB sai ki'ik liu kompara ho síklu 1 ho 2 iha nível primáriu. TIB ne'ebé ki'ik liu hotu mak iha Ermera (pursentu 53.47), tuir Oe-Cusse (pursentu 62.73), Ainaro (pursentu 65.58) ho Liquiça (pursentu 66.78).

TIB iha edukasaun báziku (% ba labarik ho idade eskolár iha eskola primáriu no pre-sekundáriu)

Númeru estudante Inskritu iha nível edukasaun, la haree ba idade, temi hanesan persentajen populasaun iha grupu idade ofisiál eskolár ba nível edukasaun ne'ebé hanesan.

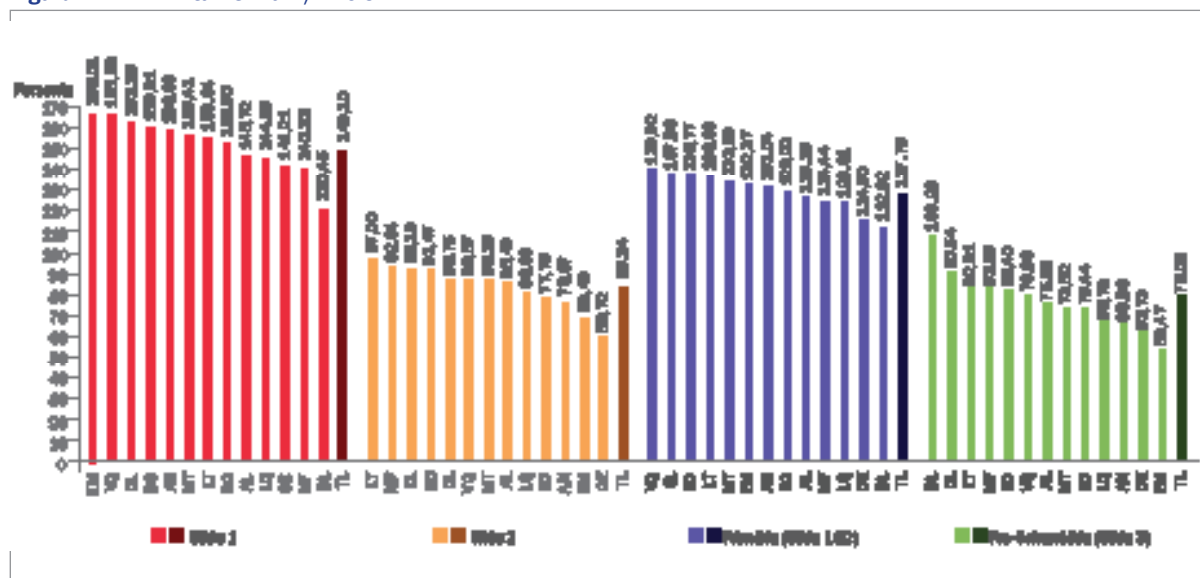
Nível Primáriu
TIB p =

Totál inskrisaun iha edukasaun primáriu
————— x 100

Populasaun idade ofisiál eskolár iha nível eskola primáriu

p = primáriu
t = tinan

Figura 2.4 TIB tuir Síklu 1, 2 ho 3



BC (Baucau), LT (Lautem), MT (Manatuto), VQ (Viqueque), DL (Díli), LQ (Liquiça), AL (Aileu), AN (Ainaro), MF (Manufahi), BO (Bobonaro), CL (Covalima), EM (Ermera), OE (Oecusse), TL (National)

Bazeia iha tabela 9 iha Anexu: Lista tabela.

1.5. Taxa Inskrisaun Líkidu (TIL) ba labarik Feto no Mane husi Eskola Primáriu no Pre-Sekundáriu (%) (Anexu ho Tabela Referensia: Lista Tabela: Tabela 10)

Iha nível nasional, pursentu 93.60 hosi labarik ho idade ofisiál eskolár inskriu iha eskola primáriu no pursentu 30.32 iha eskola pre-sekundáriu.

Iha labarik pursentu 93.53 ho idade ofisiál inskriu iha síklu 1 ba eskola primáriu. Figura ne'e sai aas liu kompara ho síklu 2 ba eskola primáriu iha pursentu 27.54 de'it. Iha síklu 3 ka eskola pre-sekundáriu, labarik ho idade ofisiál eskolar inskriu sai pursentu 30.32.

Bainhira haree liután ba dadus tuir distritu, iha síklu 2, Oe-Cusse iha TIL ne'ebé ki'ik liu hotu iha pursentu 13.95, tuir kedas ho Liquiça pursentu 18.16. Distritu barak iha TIL liu husi pursentu 20. TIL ne'ebé relata aas liu hotu mak iha Distritu Dili ho pursentu 45.04.

Iha síklu 3, TIL ne'ebé relata ki'ik liu hotu maka iha Distritu Ermera ho pursentu 16.34 ka menus husi 1/5 husi ninia populasaun idade ofisial eskolár ne'ebé inskriu iha síklu 3 iha tinan 2010. Distritu Oe-Cusse sai segundu lugar ki'ik liu ho pursentu 17.25, tuir kedas ho Distritu Liquiça ho pursentu 19.42. TIL ne'ebé aas liu hotu iha síklu 3 mós iha Distritu Dili ho pursentu 50.34.

Tenke iha kuidadu bainhira halo interpretasaun ba mudansa TIL nian kompara ba tinan kotuk tanba denominadór ne'ebé uza iha tinan uluk ne'e bazeia ba projesaun populasaun maibé tinan 2010 kalkulasaun TIL bazeia ba Sensus 2010. TIL aas liu pursentu 100 ne'e posivelmente iha tanba labarik sira ne'ebé relata iha tinan ne'e, la tama iha sistema antes ka diferença iha periodu tempu bainhira Sensus hala'o no periodu tempu durante inskrisaun eskola hodi kalkula populasaun grupu ho idade estudante.

TIL

Númeru estudante inskriu iha nível edukasaun primáriu ho pre-sekundáriu, husi grupu idade ofisiál eskolár, temi hanesan persentajen husi populasaun ne'ebé hanesan.

Nível Primáriu
TIL primáriu, t =

Grupú idade ofisiál
eskolár inskriu
iha nível edukasaun
primáriu iha tinan
eskolár t
_____ x 100

Populasaun grupu
idade ofisiál eskola
primáriu iha tinan eskolár t

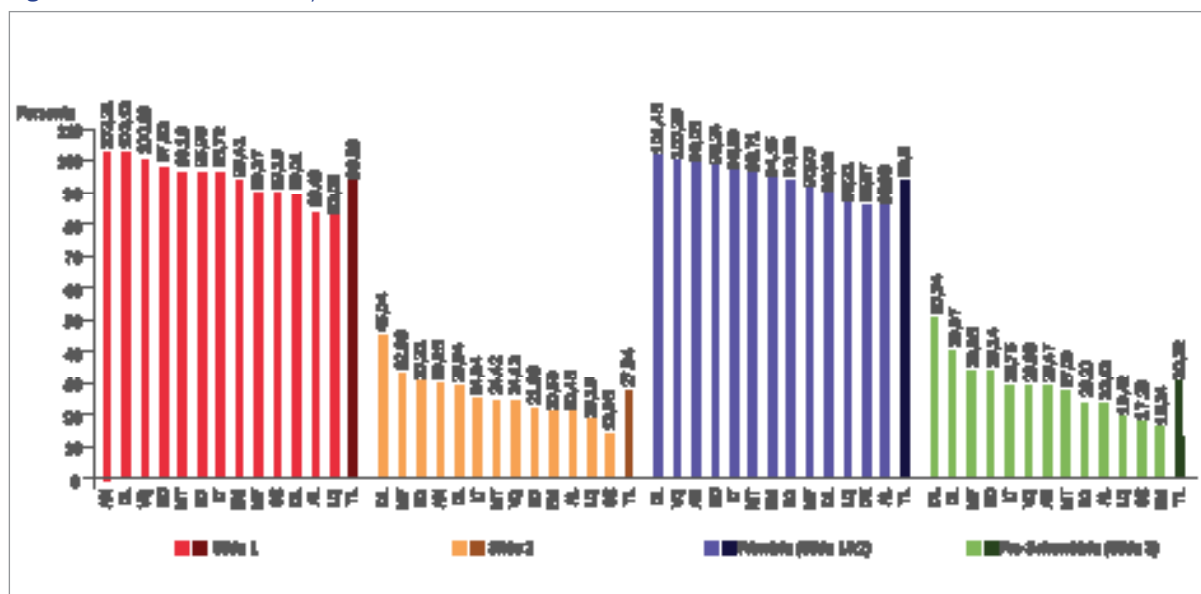
Nível Pre-Sekundáriu
TIL pre-sekundáriu, t =

Grupú idade ofisiál
eskola pre-sekundáriu
inskriu iha nível edukasaun
pre-sekundáriu iha tinan
eskolár t
_____ x 100

Populasaun grupu
idade ofisiál eskola
pre-sekundáriu iha

t = tinan

Figura 2.5 TML tuir Síklu 1, 2 no 3



BC (Baucau), LT (Lautem), MT (Manatuto), VQ (Viqueque), DL (Díli), LQ (Liquiça), AL (Aileu), AN (Ainaro), MF (Manufahi), BO (Bobonaro), CL (Covalima), EM (Ermera), OE (Oecusse), TL (National)

Bazeia iha tabela 10 iha Anexu: Lista tabela.

1.6. Taxa Matrikula Líkidu (TML) ba Labarik Feto ho Labarik Mane iha Eskola Primáriu (%) (Anexu ho Tabela Referensia: Lista Tabela: Tabela 11).

Liu oituan metade husi labarik tinan-neen (53.98 porsentu) komesa sira-nia edukasaun primáriu husi grau primeiru iha nível nasional.

Iha nível distritu, distritu haat husi distritu sanulu resin tolu hetan TML ki'ik liu porsentu 50, hanesan: Ermera (porsentu 41.18), Aileu (porsentu 42.01), Manufahi (porsentu 42.46) no Liquiça (porsentu 45.30).

TML aas liu hotu iha tinan 2010 mak iha distritu Dili ho porsentu 66.91, tuir fali Lautem ho porsentu 63.81. Distritu rua de'it maka iha TML liu husi porsentu 60 iha tinan ne'e.

Kuaze laiha disparidade entre labarik feto ho labarik mane halo matrikula iha nível nasional ho nia Indeks Paridade Jéneru (IPJ) 1.05 ba labarik feto sira maka aas liu. Disparidade ne'ebé aas liu hotu maka iha Manufahi (1.22), tuir kedas Oecusse (1.12) no Aileu (1.18) ba labarik feto sira maka aas liu.

TML

Taxa estudante sira tama foun iha grau primeiru husi edukasaun primáriu ne'ebé ho idade ofisiál tama foun iha eskola primáriu, ba totál populasaun ho idade ne'ebé temi hanesan persentajen

TML p, t =

Númeru labarik ho idade eskola tama foun ne'ebé tama iha grau primeiru husi edukasaun primáriu iha tinan eskolár t

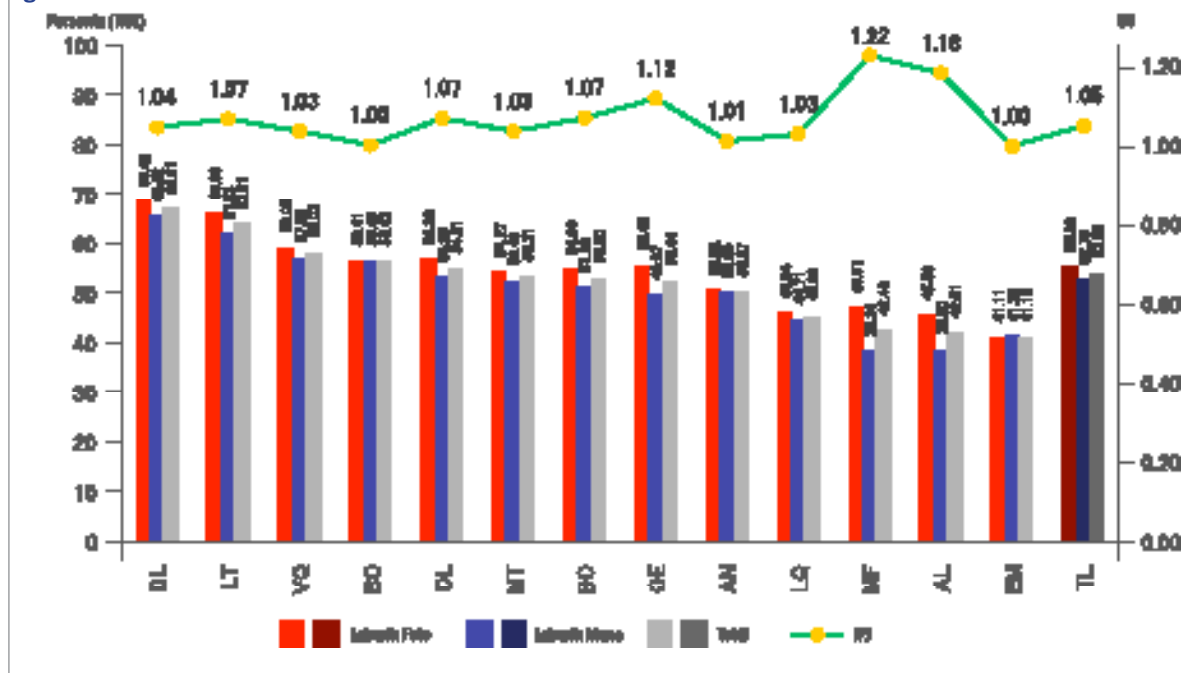
_____ x 100

Populasaun grupu idade tama eskola primáriu ofisiál iha tinan eskolár t

P= primáriu

Kompara ho tinan kotuk 2008/2009, TML iha 2010 sai aas liu kuaze iha distritu hotu exetu iha Distritu Aileu, Covalima no Ermera. TML iha Aileu ki'ik liu tinan ne'e ho porsentu 42.01 kompara ho porsentu 52.82 iha tinan 2008/2009 ka maisumenus porsentu 10.81 ki'ik liu. Covalima ho Ermera iha maisumenus porsentu 3.01 no porsentu 0.05 ki'ik liu, iha tinan ne'e.

Figura 2.6 TML no IPJ husi Estudante sira Tama Foun iha Grau Primeiru Eskola Primáriu



BC (Baucau), LT (Lautem), MT (Manatuto), VQ (Viqueque), DL (Díli), LQ (Liquiça), AL (Aileu), AN (Ainaro), MF (Manufahi), BO (Bobonaro), CL (Covalima), EM (Ermera), OE (Oecusse), TL (National)
Bazeia iha tabela 11 iha Anexu: Lista tabela.

1.7. Taxa Matriculada Aparente (TMA) ba Labarik Feto ho Labarik Mane husi Eskola Primáriu (%) (Anexu ho Tabela Referensia: Lista Tabela: Tabela 12)

Totál estudante foun sira iha grau primeiru edukasaun primáriu (husi idade hotu) ka TMA iha 2010 maisumenus porsentu 144. Ida-ne'e hatudu eskala asesu ba edukasaun primáriu ne'ebé aas ho liu metade hosi labarik sira-ne'e mai husi idade boot no idade ki'ik. TMA iha porsentu 14 aas liu kompara ho tinan 2008/2009 no porsentu 1 de'it maka aas liu kompara ho tinan 2007/2008.

Distritu hotu hatudu TMA ba labarik mane ka labarik feto ka labarik mane ho labarik feto iha 100 porsentu ba leten. Taxa aas liu ba TMA (liu 140 porsentu) hetan iha distritu 9 husi distritu 13 ho TMA ne'ebé relata aas liu hotu maka iha Distritu Ermera ho maisumenus porsentu 173. IPJ iha nível nasional hetan 1.02 ne'ebé

TMA

Taxa estudante sira foun iha grau primeiru edukasaun primáriu, la haree ba idade, ba totál populasaun husi grupu idade ofisiál alunu sira tama foun iha eskola primáriu, temi hanesan persentajen

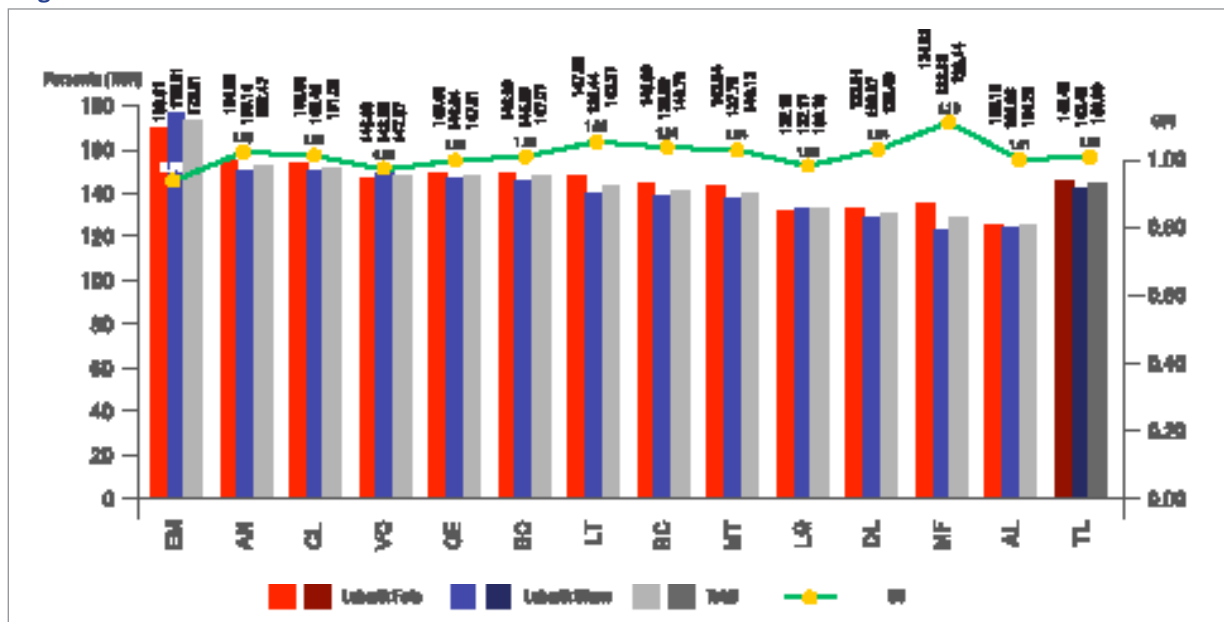
TMA_p, t =

$$\frac{\text{Número husi estudante sira tama foun edukasaun primáriu iha grau primeiru (idade hotu) iha tinan eskolár t}}{\text{Populasaun grupu idade ofisiál tama eskola primáriu iha tinan eskolár t}} \times 100$$

p = primáriu

konsidera hanesan númeru la iha disparidade boot iha labarik feto ho labarik mane ne'ebé tama iha grau primeiru edukasaun primáriu. Diferente ho IPJ iha tinan 2008/2009, iha tinan 2010, kuaze distritu hotu hatudu nível IPJ aas liu ba feto (aas liu ida) exetu Viqueque no Ermera ho IPJ 0.99 no 0.96.

Figura 2.7 TMA ho IPJ husi Estudante Foun sira iha Grau Primeiru Eskola Primáriu



BC (Baucau), LT (Lautem), MT (Manatuto), VQ (Viqueque), DL (Díli), LQ (Liquiça), AL (Aileu), AN (Ainaro), MF (Manufahi), BO (Bobonaro), CL (Covalima), EM (Ermera), OE (Oecusse), TL (National)
Bazeia iha tabela 12 iha Anexu: Lista tabela.

1.8 Proporsanun Alunu-Profesór (PAP) iha Eskola Primáriu no Pre-Sekundáriu² (Anexu ho Tabela Referensia: Lista Tabela: Tabela 13)

Iha país ne'e tomak, Proporsanun Mestre – Alunu (PTR) iha eskola primária sira (siklu 1&2) mak alunu 28.3 sira kada mestri no alunu 25.3 sira kada mestri iha eskola pre-sekundária sira (siklu 3). Proporsanun iha siklu 1 mak maizumenus 32 no 20 iha siklu 2. Laiha diferensia barak kompara ho tinan hirak liu ba iha 2008/2009. Mestre sira iha klase okos liu iha alunu barak kompara ho klase hirak aas liu.

Tuir distritu no nivel, distritu barak liu iha Proporsanun Mestre – Alunu (PTR) liu alunu 25 kada mestri iha 2010 kompara ho tinan liu ba ne'e. Iha siklu 1, distritu hotu iha Proporsanun Mestre-Alunu (PTR) liu alunu 25 kada mestri. Proporsanun

PAP

Atu sukat nível rekursu umanu ne'ebé tama (profesór) no halo projesaun ba númeru profesór ne'ebé presiza

PAPp, t =

Totál númeru estudante sira iha edukasaun primáriu iha tinan eskolár t

x 100

Totál númeru profesór sira iha edukasaun primáriu iha tinan eskolár t

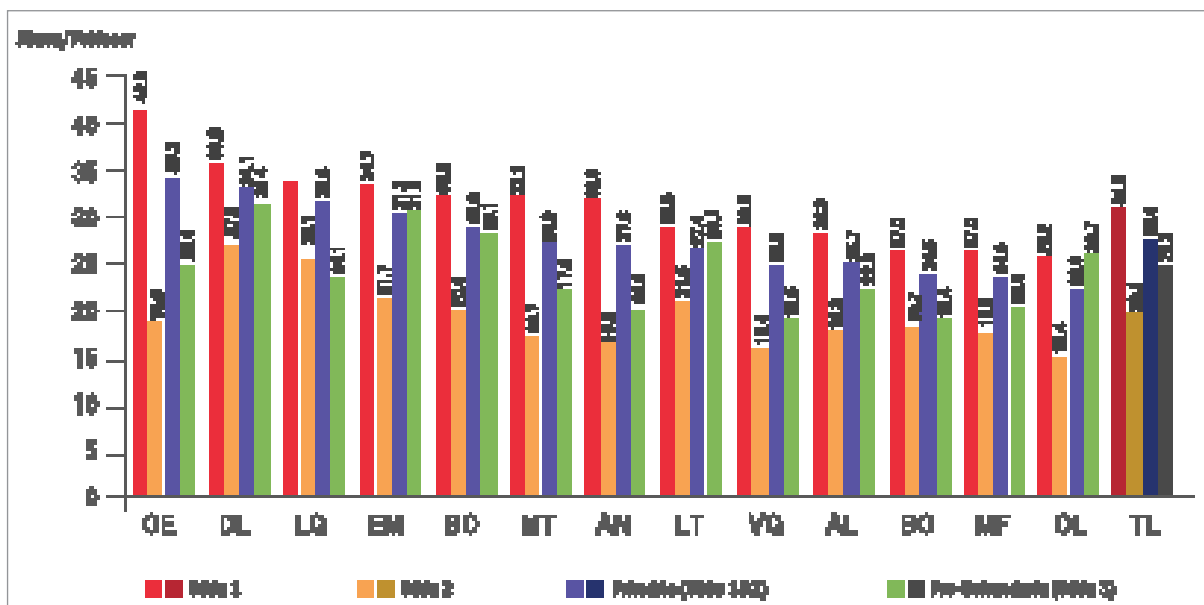
p = primáriu

² Númeru profesór sira ne'ebé uza ba kalkulasiun PAP ida-ne'e inklui profesór sira ne'ebé hanorin oras-hotu, oras-balun no voluntáriu sira.

Mestre – Alunu (PTR) aas liu mak iha Oecusse (alunu 42.8), tuir husi Dili (alunu 36.8) no Liquica (alunu 35.0). Iha siklu 2, distritu sira ho Proporsaun Mestre – Alunu (PTR) liu duke alunu 25 sai deit distritu rua, mak Dili (alunu 27.8) no Liquica (alunu 26.1).

Iha nivel eskola primária, iha distritu sia liu duke alunu 25 iha Proporsaun Mestre – Alunu (PTR) hanesan hatudu ona iha tabela Aneksa ne'e. Distritu sira ne'e mak Oecusse (alunu 35.3), Dili (Alunu 34.1), Liquica (alunu 32.6), Ermera (alunu 31.3), Bobonaro (alunu 29.8), Manatuto (alunu 28.0), Ainaro (alunu 27.8), Lautem (alunu 27.4), Aileu (alunu 25.7).

Iha eskola pre-sekundária sira, iha distritu neen relata ona Proporsaun Mestre – Alunu (PTR) liu alunu 25 kada mestre sira, distritu sira ne'e mak Dili (alunu 32.4), Ermera (alunu 31.5), Bobonaro (alunu 29.1), Covalima (alunu 26.7), Lautem (alunu 28.1) no Oecusse (alunu 25.4).



BC (Baucau), LT (Lautem), MT (Manatuto), VQ (Viqueque), DL (Dili), LQ (Liquiça), AL (Aileu), AN (Ainaro), MF (Manufahi), BO (Bobonaro), CL (Covalima), EM (Ermera), OE (Oecusse), TL (National)

Bazeia iha tabela 13 iha Anexu: Lista tabela.

1.9 Medida Klase Média iha Eskola Primáriu ho Pre-Sekundáriu (Anexu ho Tabela Referensia: Lista Tabela: Tabela 14)

Iha eskola primáriu, nível nasional, medida klase média iha estudante 29 iha eskola públiku no estudante 28 iha eskola privadu sira (kompara ho estudante 29 iha eskola públiku no estudante 26 iha eskola privadu sira iha tinan 2008/2009).

Iha nível pre-sekundáriu, medida

Medida Klase Média

Refere ba divizaun husi estudante sira ne'ebé tuir estudu ho kursu normál, bazeia ba númeru ne'ebé aas liu iha kursu normál sira (normalmente ba estudu obrigatóriu), no eskloi hanorin iha sub-grupu sai husi aula regular sira ne'ebe estabesidu no programa sira ne'ebé ho nesesidade espesial .

Medida Klase Média =

$$\frac{\text{Total númeru husi estudante sira ne'ebé matrikladu iha nível edukasaun ruma iha tinan eskolár t}}{\text{Total númeru klase sira iha nível edukasaun ruma iha tinan eskolár t}}$$

$$\frac{\text{Total númeru klase sira iha nível edukasaun ruma iha tinan eskolár t}}{\text{Total númeru klase sira iha nível edukasaun ruma iha tinan eskolár t}}$$

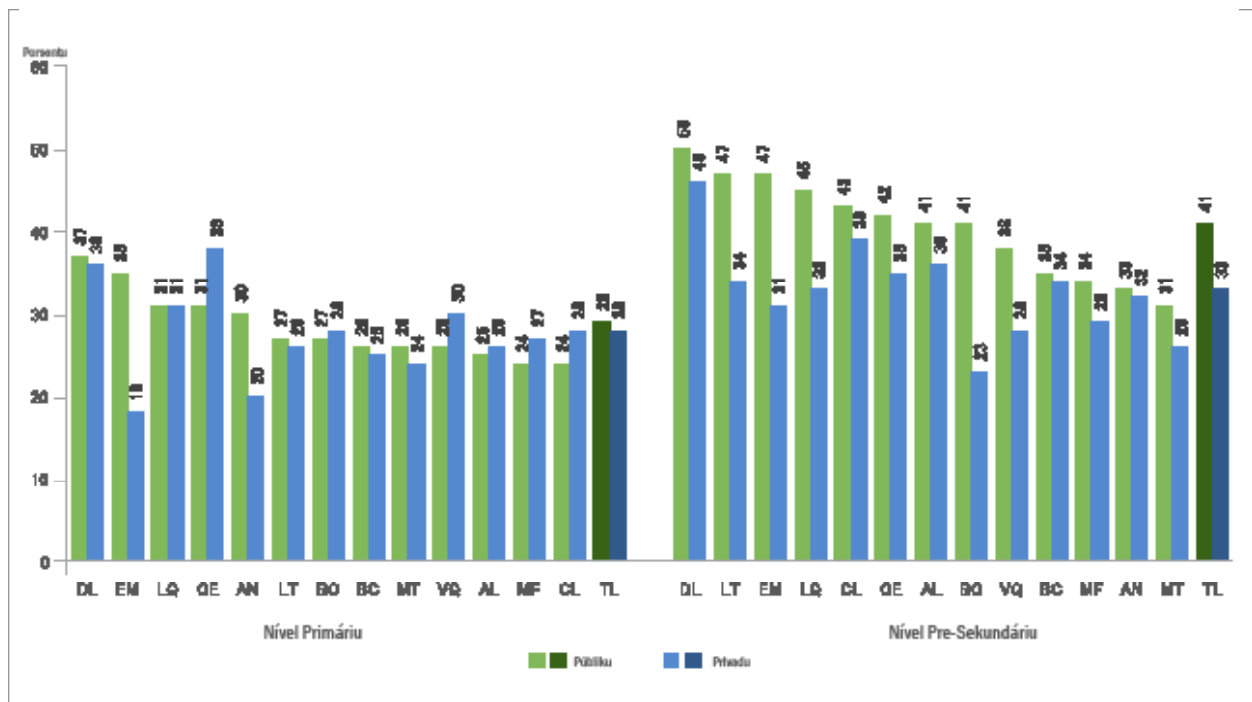
*Klase ida hanesan estrutura pedagójika ne'ebé estudante ida-idak ne'e rejistadu. La haree ba nível estudu, estudante ida rejista iha klase ida de'it. Labele konfundi ho númeru sala aula sira.

t =tinan

klase média aas liu ho estudante 41 iha eskola públiku no estudante 33 iha eskola privadu sira (kompara ho estudante 39 iha eskola públiku no estudante 35 iha eskola privadu sira iha tinan 2008/2009).

Tuir síklu, figura sira indika katak síklu 3 iha estudante barak liu iha klase ida-idak kompara ba klase sira iha síklu 1 no 2.

Figura 2.9 Medida Klase Média iha Eskola Primáriu Privadu ho Públiku no Pre-Sekundáriu iha tinan 2010



BC (Baucau), LT (Lautem), MT (Manatuto), VQ (Viqueque), DL (Díli), LQ (Liquiça), AL (Aileu), AN (Ainaro), MF (Manufahi), BO (Bobonaro), CL (Covalima), EM (Ermera), OE (Oecusse), TL (National)

Bazeia iha tabela 14 iha Anexu: Lista tabela.

Iha síklu 1, proporsaun liu estudante 30 ba kada klase iha Dili (39), Liquiça (33), Ainaro (32), Ermera (38) ho Oe-Cusse (33).

Iha síklu 2, medida klase média ne'e ki'ik liu estudante 30 ba kada klase iha eskola públiku no eskola privadu iha kuaze distritu hotu exetu iha Distritu Dili ho na'in 32 iha eskola públiku no na'in 31 iha eskola privadu.

Iha síklu 3, medida klase média maka liu estudante 30 iha eskola públiku sira iha distritu hotu no eskola privadu sira iha distritu 9. Proporsaun ne'ebé aas ho estudante 40 to'o 50 ba kada klase mak iha Distritu Lautem (eskola públiku sira), Dili (iha eskola públiku no privadu sira), Liquica (eskola públiku sira), Aileu (eskola públiku sira), Bobonaro (eskola públiku sira), Covalima (eskola públiku sira), Ermera (eskola públiku sira) no Oe-Cusse (eskola públiku sira).

Distritu Dili iha medida klase média ne'ebe aas iha terseiru síklu kompara ho distritu sira seluk. Proporsaun ne'ebé aas liu hotu iha síklu 3 ho na'in 50 iha eskola públiku sira no na'in 46 iha eskola privadu sira.

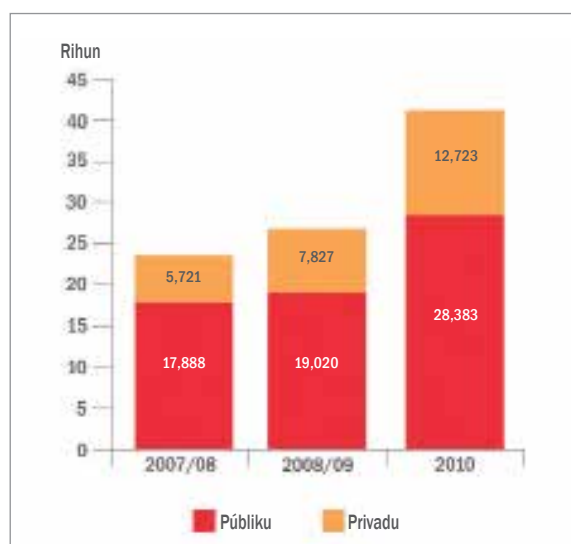
2. Edukasaun Sekundáriu

2.1 Númeru Labarik Feto ho Labarik Mane iha Eskola Sekundáriu Matrikuladu tuir Tipu Instituisaun (Anexu ho Tabela Referensia: Lista Tabela: Tabela 15)

Iha tinan 2010, estudante na'in 41.106 matrikula iha eskola sekundáriu sira, estudante na'in 14.259 tan kompara ho tinan 2008/2009. Entre totál estudante sira ne'ebé matrikuladu, estudante na'in 28.383 mak matrikula iha eskola sekundáriu públiku sira no estudante na'in 12.723 matrikula iha eskola privadu sira.

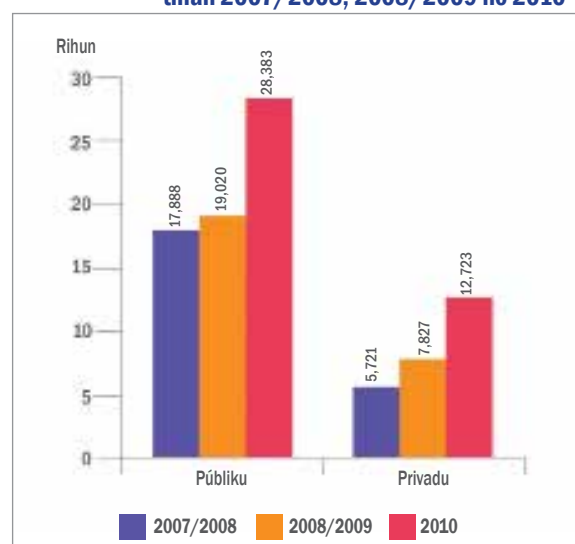
Maske proporsaun estudante iha eskola públiku sira aas liu eskola privadu sira, iha aumentu pursentu 2 ho proporsaun husi eskola privadu sira husi tinan uluk to'o tinan ida-ne'e, hosi pursentu 29 to'o pursentu 31. Tanba ne'e, proporsaun eskola públiku sira hetan redusaun tiha ona husi pursentu 71 iha tinan 2008/2009 to'o pursentu 69 iha tinan ida-ne'e.

Figura 2.10 Númeru Estudante husi Eskola Sekundáriu Privadu no Públiku sira



Bazeia iha tabela 15 iha Anexu: Lista tabela.

Figura 2.11 Númeru Estudante Matrikuladu iha Eskola Sekundáriu sira tuir Tipu Instituisaun iha tinan 2007/2008, 2008/2009 ho 2010



Bazeia iha tabela 15 iha Anexu: Lista tabela.

Iha estudante barak maka matrikula iha eskola públiku ho privadu sira iha tinan ida-ne'e. Aumentu boot liu iha eskola privadu sira ho maisumenus estudante pursentu 63 tan kompara ho tinan uluk, embora maisumenus pursentu 49 de'it aumenta iha eskola públiku sekundáriu sira iha tinan ida-ne'e. Distritu hotu relata ho númeru estudante matrikuladu ne'ebé aas liután iha tinan ida-ne'e kompara ho tinan uluk.

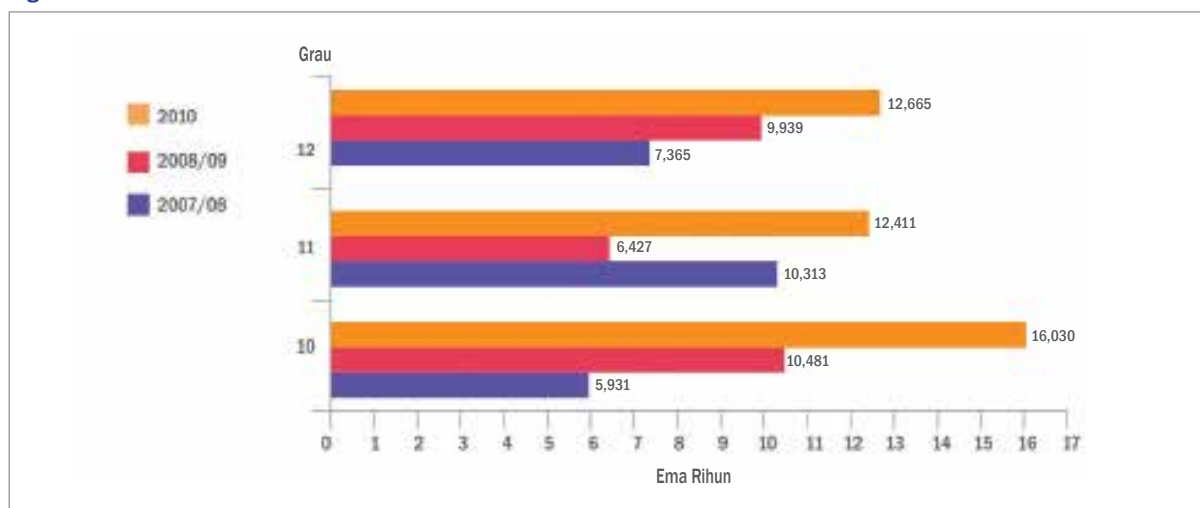
2. 2 Númeru Labarik Feto ho Labarik Mane Matrikuladu iha Eskola Sekundáriu tuir Grau (Anexu ho Tabela Referensia: Lista Tabela: Tabela 16 no Tabela 17)

Iha nível nasional, totál estudante na'in 41.106 mak matrikuladu iha eskola sekundáriu sira iha tinan 2010. Aumenta ida tan ba maisumenus pursentu 53 ka estudante na'in 14.259 tan husi tinan 2008/2009 (alunu sira 26,847).

Tuir grau, iha estudante barak liután matrikuladu iha grau 10 ho maisumenus pursentu 53 aumenta ka estudante na'in 5.549 tan. Aumenta ne'ebé aas liuhotu mak iha grau 11 ho maisumenus pursentu 93 ka estudante na'in 5.984 tan maka matrikula iha tinan ida- ne'e. Grau 12 iha estudante barak tan ho maisumenus pursentu 27 ka estudante na'in 2.726 tan duké tinan uluk.

Iha sira ne'e hotu, grau hotu iha distritu tomak iha númeru estudante barak liu mak matrikula iha tinan ida-ne'e exetu iha Distritu Manatuto grau 11 ne'ebé maisumenus pursentu 26 ka menus estudante na'in 70 kompara ho tinan kotuk; Baucau grau 12 ho mudansa la signifkante ho maisumenus pursentu 0.3 ka menus estudante na'in 5 iha tinan ida-ne'e; Bobonaro maisumenus pursentu 7 ka menus estudante na'in 49; no Ermera maisumenus pursentu 6 ka menus estudante na'in 34 duké tinan kotuk.

Figura 2.12 Númeru Labarik Feto ho Labarik Mane Matrikuladu iha Eskola Sekundáriu sira tuir Grau



Bazeia iha tabela 16 iha Anexu: Lista tabela.

2.3. Distribuisaun Idade Labarik Feto ho Labarik Mane iha Eskola Sekundáriu sira (Anexu ho Tabela Referensia: Lista Tabela: Tabela 18 no Tabela 19)

Idade tinan sanulu resin lima sai idade ofisiál eskolár ba estudante sira tama iha grau 10 eskola sekundáriu sira iha Timor-Leste.

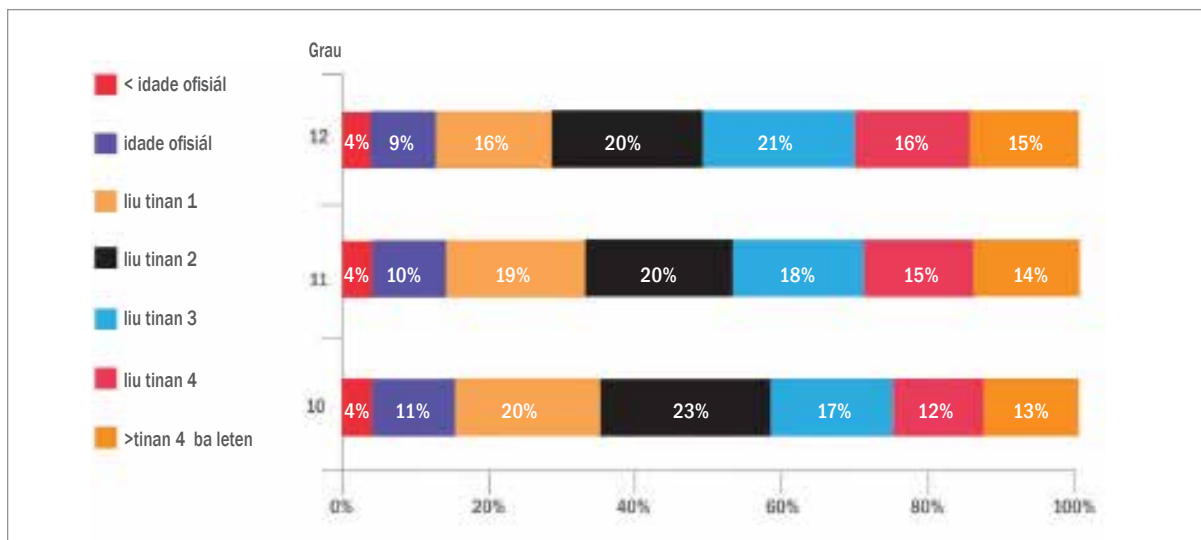
Haree ba distribuisaun idade tuir grau, iha estudante pursentu 11 de'it iha grau 10 mak ho sira nia idade ofisiál eskolár nian, pursentu 43 mak estudante sira ho idade 16 no 17. Respetivamente, estudante tuan sira ho idade 18 no 19 kontribui ba iha pursentu 17 no pursentu 12. Proporsaun estudante sira aas mak ho idade tinan 17 iha distritu hotu exetu iha Distritu Lautem no Aileu ne'ebé número estudante sira ho idade 18 (tinan tolu boot liu idade ofisiál eskolár nian) kontribui ba proporsaun hanesan ho idade tinan 17.

Ba grau 11, proporsaun estudante ne'ebé aas liu hotu maka ho idade 18 (tinan 2 boot liu idade ofisiál eskolár), tuir kedas ho estudante sira ho idade 17 (pursentu 19), no idade tinan 19 (pursentu 18). Estudante pursentu 10 de'it maka estudante ida-ne'ebé ho idade ofisiál eskolár. Proporsaun distribuisaun idade tuir distritu varia husi distritu ida ba distritu seluk. Estudante sira barak maka tinan boot liu husi tinan 1 to'o tinan 4 husi idade ofisiál eskolár.

Ba grau 12, estudante pursentu 9 de'it maka ho idade ofisiál tinan 17. Estudante sira barak maka tinan 1 to'o tinan 4 boot liu ho proporsaun estudante ne'ebé aas liu hotu iha tinan 20 (pursentu 21).

Laiha diferença barak bainhira kompara ho dadus tinan 2008/2009 kona-ba distribuisaun idade tuir grau no área.

Figura 2.13 Distribuisaun Idade halo Komparasaun ho Idade Ofisiál Eskolár tuir Grau iha Edukasaun Sekundáriu sira.



Bazeia iha tabela 19 iha Anexu: Lista tabela.

2.4. Taxa Inskrisaun Brutu (TIB) ba Labarik Feto ho Labarik Mane husi Eskola Sekundáriu (%)

(Anexu ho Tabela Referensia: Lista Tabela: Tabela 20)

Iha tinan 2010, maisumenus labarik porsentu 57 matrikula iha edukasaun sekundáriu. Ida ne'e maisumenus porsentu 19 aas liu kompara ho tinan kotuk.

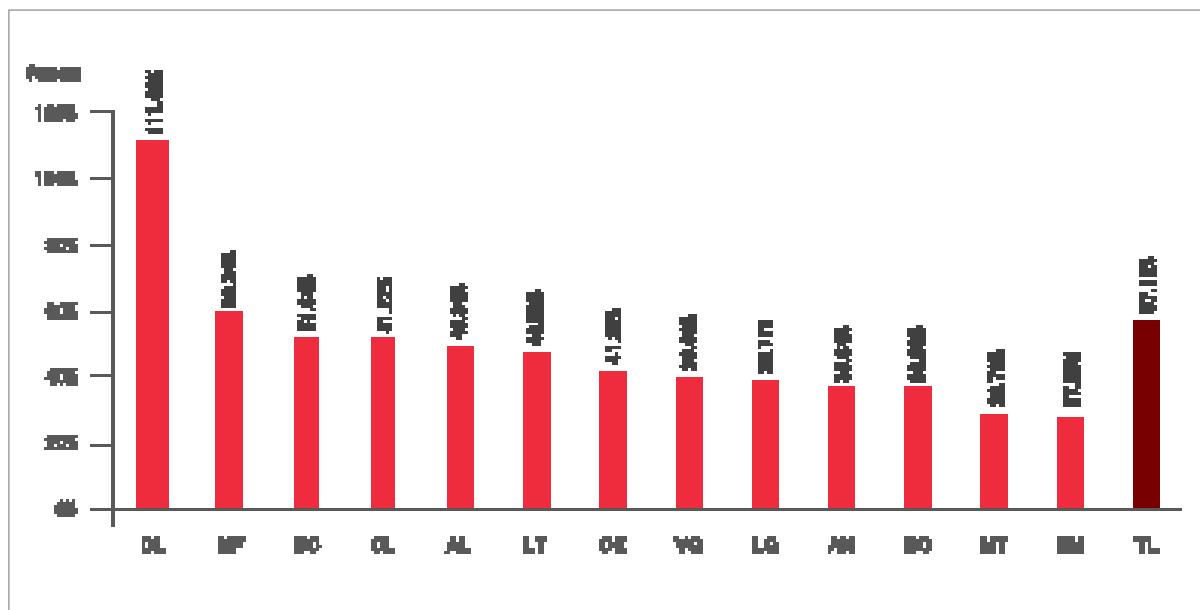
Distritu hotu iha TIB ki'ik kompara ba edukasaun primáriu no pre-sekundáriu. TIB ne'ebé ki'ik liu hotu mak iha Distritu Ermera ho porsentu 27.65, tuir keda Distritu Manatuto ho porsentu 28.79.

Iha distritu haat de'it husi distritu sanulu resin tolu ho TIB liu husi porsentu 50, mak hanesan:

- Baucau: porsentu 51.64;
- Dili: porsentu 111.48;
- Manufahi: porsentu 59.34;
- Covalima: porsentu 51.22.

Kompara ho distritu sira seluk, Dili iha TIB ne'ebé aas liu hotu.

Figura 2.14 TIB iha Eskola Sekundáriu sira iha 2010



BC (Baucau), LT (Lautem), MT (Manatuto), VQ (Viqueque), DL (Dili), LQ (Liquiça), AL (Aileu), AN (Ainaro), MF (Manufahi), BO (Bobonaro), CL (Covalima), EM (Ermera), OE (Oecusse), TL (National)

Bazeia iha tabela 20 iha Anexu: Lista tabela.

2.5 Taxa Inskrisaun Likidu (TIL) ba Labarik Feto ho Labarik Mane husi Eskola Sekundáriu sira (%)

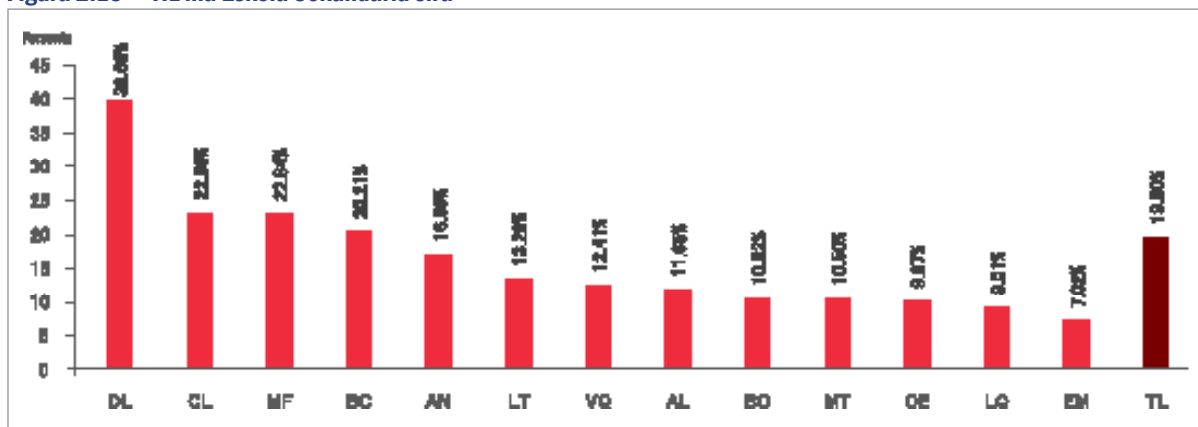
(Anexu ho Tabela Referensia: Lista Tabela: Tabela 21)

Maisumenus labarik pursentu 19.5 ho idade ofisiál inskrisaun iha eskola sekundariu sira iha tinan 2010. Iha aumentu maisumenus pursentu 7.8 husi tinan kotuk. Hanesan temi iha leten, tenke iha kuidadu bainhira interpreta aumenta ne'e tanba denominadór ne'ebé uza iha tinan ida-ne'e diferente ho tinan uluk, porezemplu denominaóor ne'ebé ki'ik kompara ba projesaun populasaun ne'ebe uza hodi halo kalkulasaun TIL iha tinan 2008/2009. Temp'u ne'ebé uza hodi kalkula populasaun grupu idade iha sensus bele mós diferente husi temp'u ne'ebé uza hodi kalkula grupu idade iha matríkula estudante.

Iha nível distritu, TIL aas liu hotu hetan iha Dili ho pursentu 39.7, tuir kedas Distritu Covalima ho pursentu 23, Distritu Manufahi ho pursentu 22.8 no Distritu Baucau ho pursentu 20.2. TIL ne'ebé ki'ik liu hotu mak iha Distritu Ermera ho pursentu 7, tuir kedas Distritu Liquiça ho pursentu 9 no Distritu Oe-Cusse ho pursentu 10.

TIL ne'ebé aumenta maka'as liuhotu kompara ho tinan kotuk mak iha Dili ho maisumenus pursentu 12.7, tuir kedas Distritu Covalima ho pursentu 11.4 no Distritu Manufahi ho pursentu 10. Distritu seluk iha aumentu iha TIL menus liu husi pursentu 7.

Figura 2.15 TIL iha Eskola Sekundáriu sira



BC (Baucau), LT (Lautem), MT (Manatuto), VQ (Viqueque), DL (Dili), LQ (Liquiça), AL (Aileu), AN (Ainaro), MF (Manufahi), BO (Bobonaro), CL (Covalima), EM (Ermera), OE (Oecusse), TL (National)

Bazeia iha tabela 21 iha Anexu: Lista tabela.

2.6 Proporsaun Alunu–Profesór (PAP) iha Eskola Sekundáriu sira ³ (Anexu ho Tabela Referensia: Lista Tabela: Tabela 22)

Iha nível nasional, PAP iha eskola sekundáriu sira ho maisumenus estudante na'in 20 kada profesór. Nia proporsaun aas kompara ho tinan kotuk ne'ebé hetan maisumenus estudante na'in 17 kada profesór ka maisumenus aumenta porsentu 19.

Tuir nível distritu, distritu hotu hetan PAP ne'ebé aas liu iha tinan kotuk exetu iha Baucau ne'ebé PAP hetan maisumenus estudante na'in haat menus liu kada profesór (maisumenus porsentu 19), husi 18 iha tinan 2008/2009 to'o 14 iha tinan 2010.

PAP ne'ebé hetan aas liu hotu maka iha Liquiça ho maisumenus porsentu 46 ka estudante na'in 7 liután husi tinan kotuk 2008/09. Aileu, Bobonaro ho Oe-Cusse hetan aumentu PAP maisumenus porsentu 34 ka estudante na'in 5 ho estudante na'in 4 barak liután.

Figura 2.16 PAP iha Eskola Sekundáriu sira iha tinan 2010



BC (Baucau), LT (Lautem), MT (Manatuto), VQ (Viqueque), DL (Díli), LQ (Liquiça), AL (Aileu), AN (Ainaro), MF (Manufahi), BO (Bobonaro), CL (Covalima), EM (Ermera), OE (Oecusse), TL (National)

Bazeia iha tabela 22 iha Anexu: Lista tabela.

³ Número profesór ne'ebé uza hodi halo kalkulasaun ba PAP ida-ne'e inklui profesór sira ne'ebé hanorin oras-hotu, oras-balun no profesór voluntáriu sira.

2.7 Medida Klase Média iha Eskola Sekundáriu sira (Anexu ho Tabela Referensia: Lista Tabela: Tabela 23)

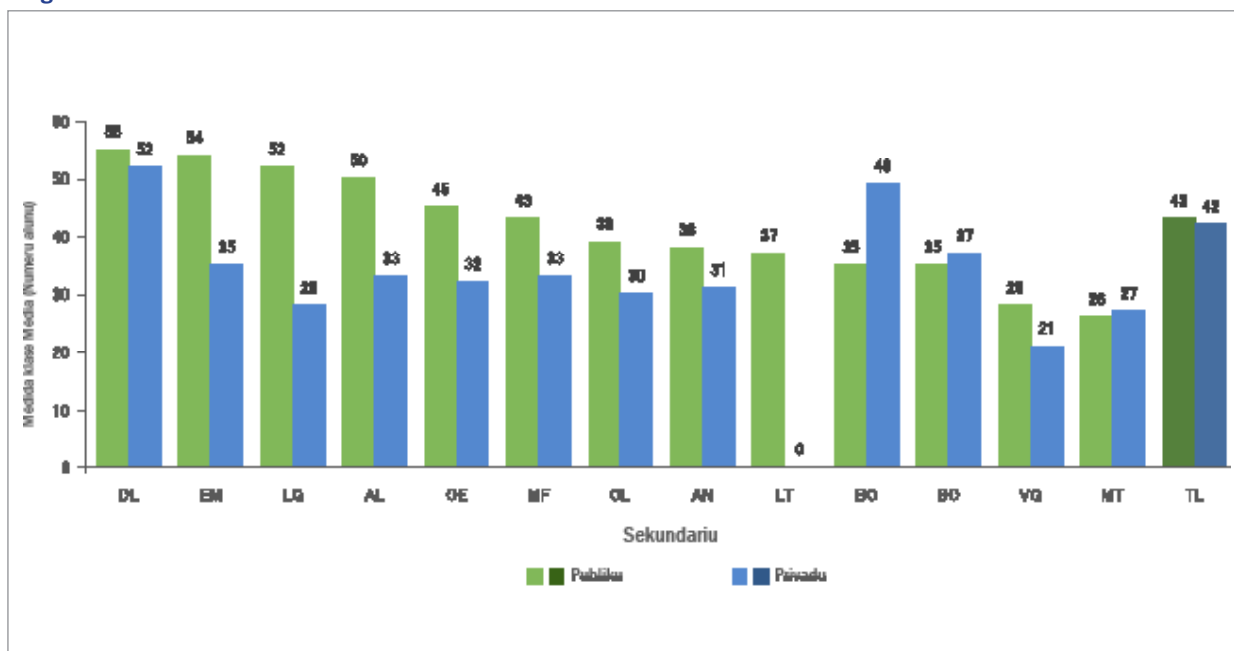
Iha nível nasional, medida klase média iha eskola sekundáriu públiku sira hetan estudante na'in 43 kada sala aula ho estudante na'in 42 kada sala aula iha eskola privadu sira.

Maioria distritu sira hetan medida klase média ho estudante na'in 30s ka liu entre eskola públiku ho privadu sira exetu iha Distritu Manatuto (públiku ho privadu), Viqueque (públiku ho privadu) no Distritu Liquiça (eskola privadu de'it).

Medida klase média ne'ebé aas liu ho estudante na'in 50 ka liu kada sala tuir relatóriu mak iha Distritu Dili (estudante na'in 55 kada sala iha eskola públiku no estudante na'in 52 kada sala iha eskola privadu sira), Liquiça (estudante na'in 52 kada sala iha eskola públiku sira) no Aileu (estudante na'in 50 kada sala iha eskola públiku sira).

Eskola públiku sira iha Distritu Manufahi ho Oe-Cusse hetan medida klase média ba na'in 43 ho 45 kada sala. Iha parte seluk, eskola privadu sira iha Distritu Baucau no Díli hetan medida klase média ho estudante na'in 49 no 52 kada sala.

Figura 2.17 Medida Klase Média iha Eskola Sekundáriu Públiku ho Privadu sira iha Tinan 2010



BC (Baucau), LT (Lautem), MT (Manatuto), VQ (Viqueque), DL (Díli), LQ (Liquiça), AL (Aileu), AN (Ainaro), MF (Manufahi), BO (Bobonaro), CL (Covalima), EM (Ermera), OE (Oecusse), TL (National)

Iha tinan 2010 LT (Lautem) Eskola Sekundáriu Privadu laiha.

Bazeia iha tabela 23 iha Anexu: Lista tabela.

Kapítulu 3

Progresaan no Konklusaun



1. Edukasaun Báziku

1.1 Taxa Promosaun (TP) (%) ba Labarik Feto no Labarik Mane sira iha Eskola Primáriu ho Pre-Sekundáriu (Anexu ho Tabela Referensia: Lista Tabela: Tabela 24 no Tabela 25)

Bainhira haree ba taxa promosaun tuir grau, iha nível nasional, taxa ne'e sa'e bainhira muda ba grau ne'ebe aas liu. Taxa promosaun ki'ik liu hotu mak husi grau 1 ba grau 2 maisumenus hetan pursentu 61 iha nível eskola primáriu ho pre-sekundáriu. Taxa aas liu hotu iha nível primáriu mak husi grau 6 to'o grau 7 ho maisumenus pursentu 86 husi grau 8 to'o grau 9 ho maisumenus pursentu 95 iha nível eskola pre-sekundáriu.

Figura sira tuir nível distritu no grau hatudu katak taxa promosaun husi Grau 1 to'o Grau 2 iha distritu 9 husi distritu 13 hetan ki'ik liu pursentu 60, sira ne'e mak iha Distritu Baucau (pursentu 59.8), Lautem (pursentu 53.1), Manatuto (pursentu 56.1), Viqueque (pursentu 54.6), Aileu (pursentu 57), Manufahi (pursentu 58.5), Bobonaro (pursentu 54.7), Covalima (pursentu 56.1) ho Oe-Cusse (pursentu 57.2). Taxa promosaun pursentu 60 ki'ik liu mós hetan ba movimentu husi grau 9 ba grau 10 iha Manatuto, Viqueque ho Ermera.

Halo favór anota katak iha distritu sira balun mak iha taxa promosaun aas liu pursentu 100 iha tabela aneksa. Ida-ne'e tanba razaun oin-oin, hanesan estudante sira balun tama iha sistema tinan ida-ne'e de'it maibé la tama iha sistema iha tinan kotuk; no estudante sira ne'ebé eziste iha distritu diferente sira iha tinan kotuk.

Bazeia ba metodolojia koleksaun dados EMIS ikus nian, Promosaun Taxa iha ne'e hosi Grau 6 (Eskola Primária) ba Grau 7 (Eskola Pre-Sekundáriu) no hosi Grau 9 (Eskola Pre-Sekundáriu) ba Grau 10 (Eskola Sekundáriu) maka hanesan hó Taxa Tranzisaun ne'ebe mak hateten iha livru ne'e. Ne'e mós disponivel atu refere ba Seksaun Taxa Tranzisaun iha Livru Anuál ne'e.

Taxa Promosaun

Nu'udar proporsaun estudante sira ne'ebé hetan ona konklusaun ho susesu iha grau ida ho kontinua ba grau ida seluk iha tinan tuir mai.

TP g, t =

Númeru promosaun sira
iha grau g+1, iha tinan
eskolár t+1
_____ x 100

Númeru alunu sira
matrikuladu iha grau g,
iha tinan skolár t

KA

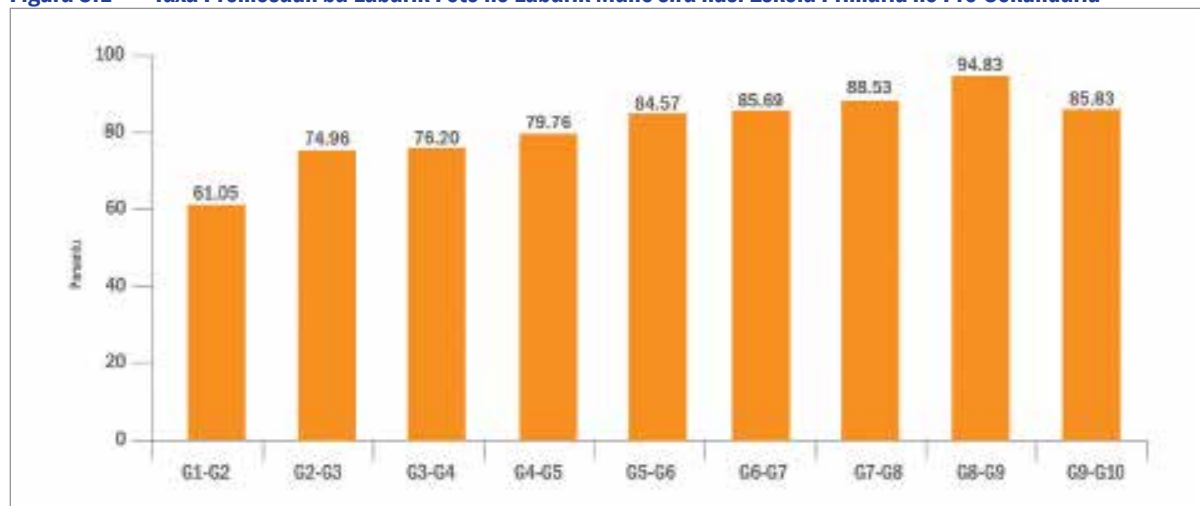
TP g, t =

Totál matrikula iha grau
g+1 iha tinan skolár
t+1 - (númeru repetente
sira iha grau g+1 iha tinan
eskolár t+1)
_____ x 100

Númeru alunu sira
matrikuladu iha grau g,
iha tinan skolár t

t = tinan

Figura 3.1 Taxa Promosaun ba Labarik Feto no Labarik Mane sira husi Eskola Primáriu ho Pre-Sekundáriu



Bazeia iha tabela 24 no 25 iha Anexu: Lista tabela.

1.2. Númeru Persentajen Repetente sira husi Eskola Primáriu ho Pre-Sekundáriu (Anexu ho Tabela Referensia: Lista Tabela: Tabela 26, Tabela 27 no Tabela 28)

Iha nível nasonál, númeru estudante sira ne'ebé repete grau ida iha edukasaun báziku nian atínje labarik feto na'in 17.294 (pursentu 12) ho labarik mane na'in 23.483 (pursentu 16) husi totál labarik feto na'in 140.545 ho labarik mane na'in 150.914 matriculadu iha tinan 2010. Persentajen aas ne'e prinsipalmente tanba taxa estudante repetente sira ne'ebé aas iha eskola primáriu sira, liu-liu taxa ne'ebé aas husi estudante síklu 1 sira iha grau inísiu sira. Maisumenus pursentu 17 husi estudante repetente sira iha eskola primáriu kompara ho repetente pursentu 3 de'it iha nível eskola pre-sekundáriu.

Tuir grau, hanesan iha tinan 2008/2009, persentajen repetente sira ne'ebé aas liu mak iha grau 1 iha eskola primáriu sira ho nível pursentu 28 (labarik feto pursentu 26 ho labarik mane pursentu 30), tuir grau 2 hetan pursentu 17, grau 3 hetan pursentu 15, grau 4 hetan pursentu 12 ho grau 5 hetan pursentu 9. Persentajen repetente sira iha síklu 1 hetan pursentu 19, aas liu, ho tun ba pursentu 7 iha síklu 2 ho pursentu 3 iha síklu 3. Kompara ba tinan 2008/2009, persentajen repetente sira redus iha síklu 1 ho 2 exetu iha síklu 3 ho aumentu maisumenus pursentu 2.

Tuir nível distritu ho grau, iha grau 1, distritu hitu husi distritu sanulu resin tolu hetan persentajen repetente liu pursentu 30. Persentajen aas liu iha Distritu Lautem (pursentu 37) ho Covalima (pursentu 37), Viqueque ho pursentu 35, Manatuto, Aileu and Bobonaro ho pursentu 34, Baucau ho pursentu 31. Hanesan iha tinan 2008/2009, Dili hetan persentajen repetente sira ki'ik ho pursentu 10, pursentu 2 ki'ik liu husi tinan kotuk.

Distritu Dili iha mós persentajen repetente sira ne'ebé ki'ik liu iha grau 2 ho 3. Iha grau 4, aleinde iha Dili, Ainaro ho Covalima mós hetan persentajen repetente sira ki'ik.

% Repetente sira

Sukat totál númeru estudante sira ne'ebé matriculadu iha grau ne'ebé hanesan iha tinan kotuk, temi hanesan persent'ajen husi totál matriculadu iha grau ne'ebé espesifikadu .

% husi repetente sira i, t=

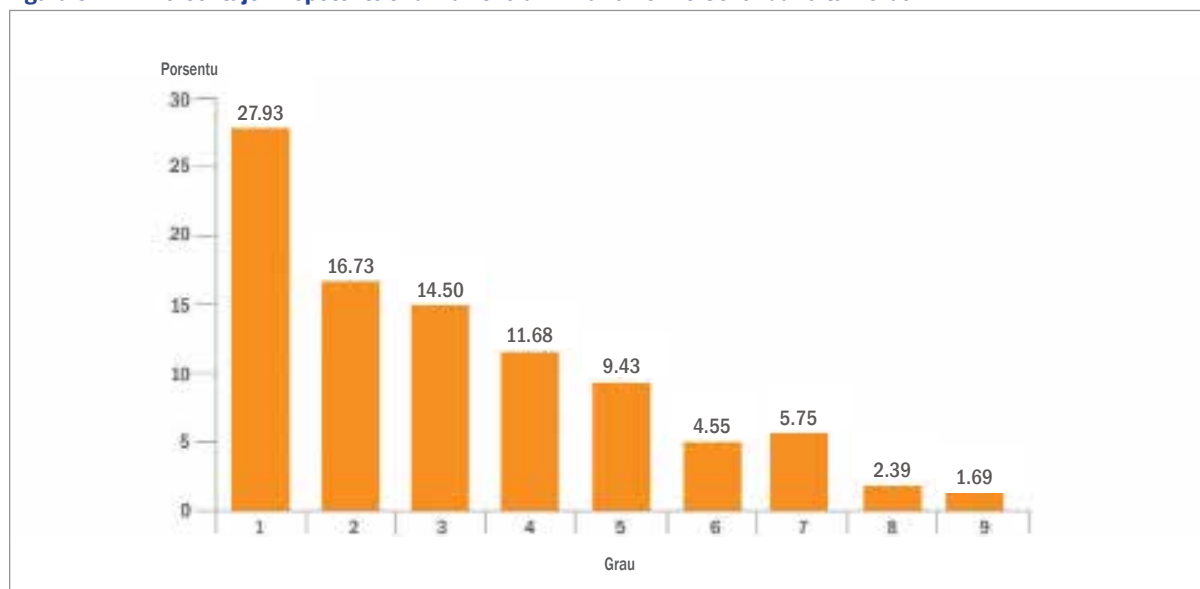
$$\frac{\text{Númeru estudante repetente sira iha grau i iha tinan eskolár t}}{\text{Númeru estudante sira matriculadu iha grau i, iha tinan eskolár t}} \times 100$$

Númeru estudante sira matriculadu iha grau i, iha tinan eskolár t

t = tinan

Bainhira muda ba grau ne'ebé aas liu, kuaze distritu hotu hetan persentajen repetente ki'ik liu porsentu 10 exetu Aileu ho Manufahi hetan porsentu 10 ho porsentu 13, liu-liu ba iha grau 6 no Manatuto, Manufahi ho Oecusse hetan porsentu 12, porsentu 10 ho porsentu 12, ba iha grau 7.

Figura 3.2 Persentajen Repetente sira iha Eskola Primáriu ho Pre-Sekundáriu tuir Grau



Bazeia iha tabela 28 iha Anexu: Lista tabela.

1.3. Taxa Repetisaun (TR) (%) ba Labarik Feto ho Labarik Mane iha Eskola Primáriu ho Pre-Sekundáriu (Anexu ho Tabela Referensia: Lista Tabela: Tabela 29, Tabela 30, Tabela 31 no Tabela 32)

Númeru estudante sira ne'ebé matrikula iha tinan 2010 no repete iha grau hanesan iha tinan eskolár 2011 sei aas nafatin (iha porsentu 10 nia leten) iha síklu 1 (grau 1 to'o 4). TR ne'ebé aas liu hotu mak iha grau 1 ho maisumenus porsentu 30 ne'ebé nia estudante sira tenke repete iha grau hanesan iha tinan eskolár tuir mai. Relatóriu Lautem nia TR aas tebes iha grau 1 kompara ho distritu sira seluk, porezemplu porsentu 40.8. Distritu hitu relata ho TR liu porsentu 30. Dili hetan TR ki'ik liu hotu iha grau 1 ho porsentu 12.5. TR ne'ebé aas liu hotu tuir fali mak iha grau 2 ho porsentu 17.2, grau 3 ho porsentu 16.4 no grau 4 hetan porsentu 12.8. TR iha síklu 1 hetan maisumenus porsentu 20.8 hanesan resultadu ba taxa ne'ebé aas hirak ne'e iha grau inísiu sira. Grau 5 ho 6 hetan TR menus liu porsentu 10. Iha nível primáriu hotu, TR hetan maisumenus porsentu 17.7 prinsipalmente tanba taxa sira ne'ebe aas iha síklu 1.

TR

Nu'udar proporsaun estudante sira ne'ebé repete iha grau ida.

TRg, t=

$$\frac{\text{Númeru estudante repetente iha grau g iha tinan eskolár t+1}}{\text{Númeru estudante matrikuladu iha grau g, iha tinan eskolár t}} \times 100$$

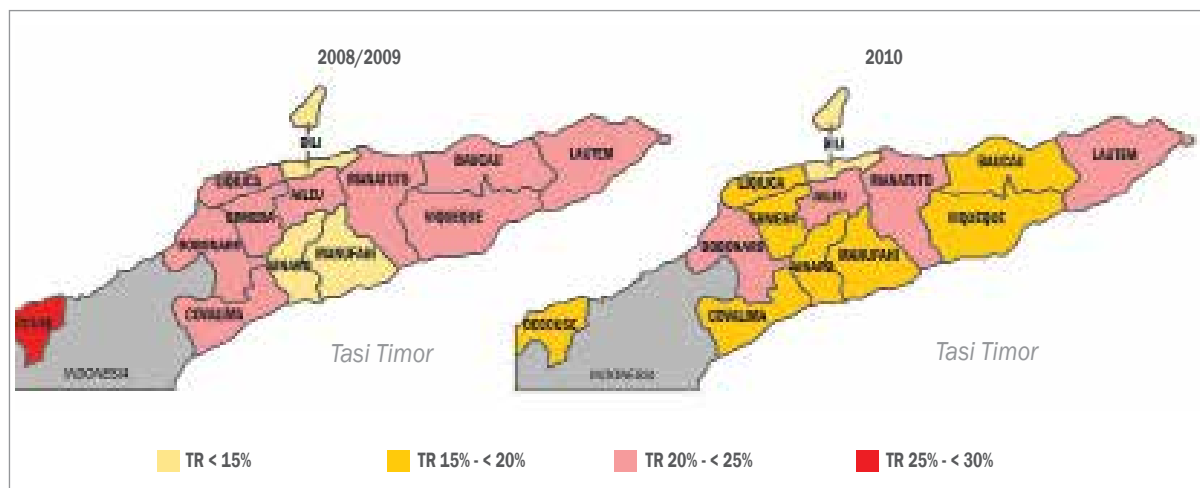
t = tinan

Bainhira kompara figura sira-ne'e ho tinan 2008/2009, iha nível nasional, TR iha grau 6 iha eskola primáriu hetan aas liu oituan iha tinan ne'e kompara ho tinan kotuk. Ida ne'e tanba

aumentu TR ne'ebé sa'e aas iha distritu ualu: Lautem, Manatuto, Viqueque, Dili, Aileu, Ainaro, Manufahi ho Bobonaro. Dili mós hetan aumentu TR iha grau 1 husi porsentu 11.9 to'o porsentu 12.5 iha tinan ne'e. Relatóriu TR Aileu nian aas liu iha grau 1, grau 5 ho 6 nun'e mós Ainaro iha grau 1, 2, 3, 5 ho 6 no Manufahi iha nível primáriu iha grau hotu.

Iha nível eskola primáriu hotu, Aileu, Ainaro ho Manufahi hetan TR ne'ebé aas liu kompara ho tinan kotuk.

Figura 3.3 Taxa Repetisaun iha Eskola Primáriu



Bazeia iha tabela 31 iha Anexu: Lista tabela.

Maisumenus porsentu 3.4 husi estudante sira pre-sekundáriu nian mak repete iha grau ne'ebé hanesan iha tinan eskolár tuir fali. Aumentu ida-ne'e ho maisumenus porsentu 1.8 kompara ho tinan kotuk. Ida ne'e tanba TR ne'ebé aas liu iha tinan ne'e kuaze iha distritu hotu exetu iha Distritu Baucau.

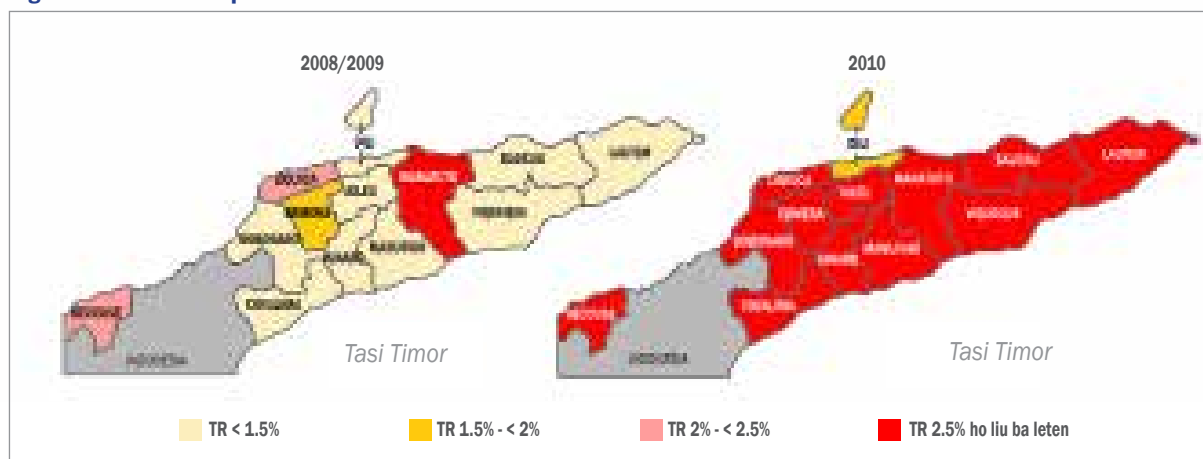
Iha grau 7, Distritu Manatuto ho Oe-Cusse hetan TR ne'ebé aas liu hotu kompara ho distritu sira seluk, hetan porsentu 13.7 ho porsentu 12.2. Distritu seluk hetan TR ki'ik liu porsentu 10. Iha grau 8, Manatuto mós hetan TR aas liu hotu kompara ho distritu seluk, porezemplu porsentu 6.3, tuir kedas Distritu Manufahi porsentu 5.3, no Oe-Cusse porsentu 4.3.

Kuaze distritu hotu hetan TR sa'e ona iha grau 8 iha tinan ne'e kompara ho tinan kotuk exetu Lautem ho Viqueque. Iha grau 9, distritu hitu hetan TR aas iha tinan ne'e ho aas liu iha Distritu Viqueque ho porsentu 4.8.

Sira ne'e hotu, grau 7 hetan porsentu 4.1 aas liu kompara ho tinan kotuk maibé grau 8 ho 9 hetan porsentu 0.7 ho porsentu 0.4 liu.

Iha nível pre-sekundáriu hotu, TR ki'ik liu hotu mak iha Distritu Dili ho porsentu 1.7 embora TR aas liu hotu mak iha Distritu Manatuto ho porsentu 7.4.

Figura 3.4 Taxa Repetisaun iha Eskola Pre-Sekundáriu



Bazeia iha tabela 32 iha Anexu: Lista tabela.

1.4. Taxa Abandonu Eskolár (TAE) (%) ba Labarik Feto ho Labarik Mane sira iha Eskola Primáriu ho Pre-Sekundáriu (Anexu ho Tabela Referensia: Lista Tabela: Tabela 33, Tabela 34, Tabela 35 no Tabela 36)

Númeru estudante sira ne'ebé matríkula iha inísiu tinan 2010 no abandona eskola sein kompleta sira-nia grau iha pursentu 4.4 iha nível eskola primáriu hotu ka iha nível nasional. Taxa ida-ne'e hetan redusaun signifikativu kompara ho tinan kotuk ho ninia taxa liu pursentu 10 iha nível nasional.

TAE ne'ebé aas liu hotu mak iha grau sira inísiu 1 to'o 4 ho maisumenus pursentu 4.8 husi ninia estudante sira ne'ebé abandona eskola. Liquiça hetan TAE ne'ebé aas liu hotu iha grau 1 ho 4 kompara ho distritu seluk, porezemplu pursentu 8.4 ho pursentu 7.5. Iha parte seluk, Ainaro hetan TAE ne'ebé aas liu hotu iha grau 2, 3 ho 5, porezemplu pursentu 8.2, pursentu 7.8 ho pursentu 10.5. TAE ne'ebé aas liu hotu mak iha grau 6 iha Distritu Oe-Cusse ho pursentu 3.6.

Kompara ho figura sira iha tinan 2008/2009, iha nível primáriu, mesmu TAE ne'ebé aas liu hotu iha grau inísiu sira 1 to'o 4, maibé melloramentu bo'ot ba TAE ne'e relata aas liu hotu iha grau inisiu sira hanesan grau 3 husi pursentu 11.9 ba pursentu 4.1 (maisumenus ho pursentu 7.7), tuir kedas grau 5 (pursentu 7.4), grau 4 (pursentu 7.3), grau 2 (pursentu 6.2), grau 1 (pursentu 5.2) ho grau 6 (pursentu 1.5). Iha nível primáriu hotu, TAE ne'ebé hetan aas liu hotu mak iha Distritu Ainaro iha pursentu 7.3, tuir kedas Liquiça pursentu 6.7, Oe-Cusse pursentu 6.1, Ermera pursentu 5.8 ho Viqueque pursentu 5.5. Distritu seluk hetan TAE iha nível primáriu ki'ik liu husi pursentu 5.

TAE

Nu'udar proporsaun estudante sira ne'ebé husik hela sistema no la kompleta grau iha tinan skolár ne'ebé determina. Taxa ida ne'e hatudu katak iha estensaun ida-ne'ebé estudante sira abandona eskola..Taxa ne'ebé aas hamosu efisiensia interna ne'ebé tun .

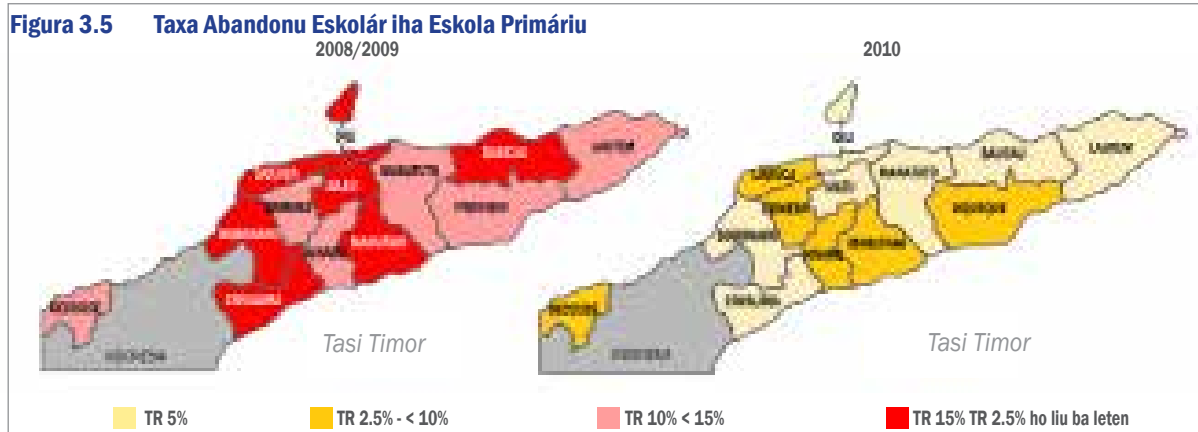
TAEg, t=

Númeru estudante abandonu skolár husi grau g iha tinan skolár t+1

—————x100

Númeru estudante sira matríkuladu iha grau g, iha tinan skolár t

t = tinan



Bazeia iha tabela 35 iha Anexu: Lista tabela.

Maisumenus pursentu 2.3 husi estudante pre-sekundáriu abandona eskola iha finál tinan 2008/2009. Redusaun maisumenus pursentu 2.1 kompara ho tinan kotuk husi pursentu 4.4 iha tinan 2008/2009. TAE ne'ebé hetan redusaun aas liu hotu mak iha Distritu Dili ho pursentu 6.3, tuir kedas Liquiça pursentu 4.2, Ermera pursentu 2.4, Oe-Cusse ho Manatuto pursentu 2.2. Distritu Baucau, Lautem, Viqueque ho Bobonaro hetan TAE ne'ebé ki'ik liu maisumenus pursentu 1.1 – pursentu 1.8. Distritu Aileu, Ainaro, Manufahi ho Covalima hetan TAE ne'ebé aas liu kompara ho tinan kotuk ho aumentu ne'ebé aas liu hotu iha Distritu Manufahi maisumenus pursentu 2.

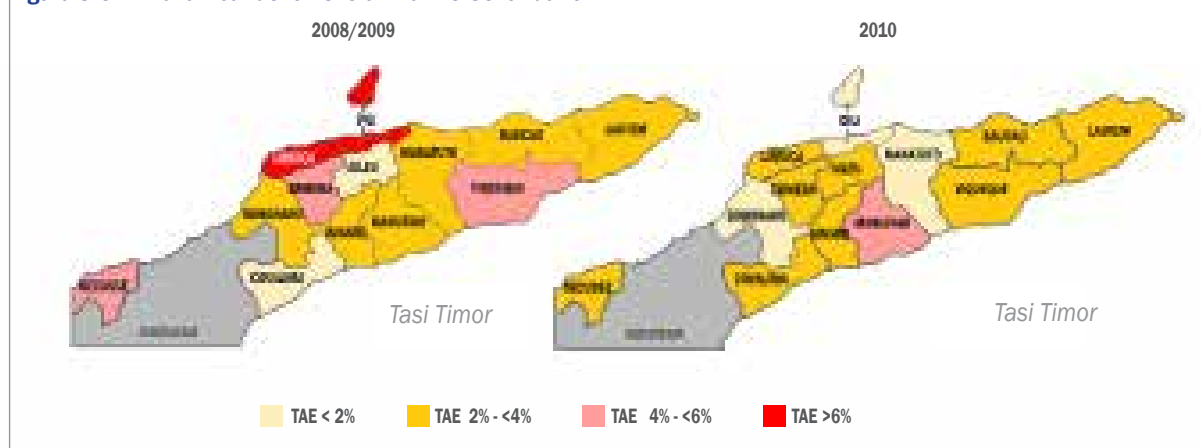
Iha nível nasionál, tuir grau, TAE iha grau 7 maisumenus pursentu 0.6 aas liu tinan kotuk. Grau 8 ho 9 hetan TAE ne'ebé ki'ik iha tinan ne'e ho pursentu 5.2 no pursentu 0.3.

Bainhira haree liután figura sira tuir distritu no grau, kuaze distritu hotu relata TAE ne'ebé aas liu iha grau 7 iha tinan ne'e exetu iha Distritu Dili ne'ebé relata maisumenus pursentu 11.2 hetan redusaun husi pursentu 12.3 iha tinan kotuk ba pursentu 1.2 iha tinan ne'e. Iha parte seluk, grau 8, distritu ida de'it maka relata TAE aas liu iha tinan ne'e, porezemplu Covalima, distritu seluk redus tiha ona TAE ho redusaun aas liu hotu iha Distritu Liquiça pursentu 14.9, tuir kedas Ermera pursentu 7.1, Viqueque pursentu 6.8, Oe-Cusse ho Dili hetan pursentu 6.3. Ba grau 9, iha distritu neen ho TAE aas liu iha tinan ne'e kompara ho tinan kotuk, distritu sira ne'e mak hanesan: Viqueque (pursentu 1.7), Liquiça (pursentu 0.9), Aileu (pursentu 0.1), Ainaro (pursentu 1.5), Manufahi (pursentu 0.5) ho Ermera (pursentu 2.6). TAE ne'ebé redus maka'as liu hotu iha grau 9 iha tinan ne'e mak iha Manatuto ho pursentu 6.1 husi pursentu 6.9 ba pursentu 0.8.

Iha nível pre-sekundáriu hotu, TAE ne'ebé aas liu hotu mak iha Manufahi ho pursentu 4.8

embora ki'ik liu hotu maka iha Dili ho pursentu 0.7.

Figura 3.6 Taxa Abandonu Eskolár iha Pre-Sekundáriu



Bazeia iha tabela 36 iha Anexu: Lista tabela.

1.5. Taxa Tranzisaun (TT) (%) husi nível Escola Primáriu ba Pre-Sekundáriu (Anexu ho Tabela Referensia: Lista Tabela: Tabela 37)

Iha nível nasional maisumenus estudante pursentu 86 hetan progresu husi grau ikus eskola primáriu sira ba iha grau primeiru eskola pre-sekundáriu sira.

Iha distritu rua ho taxa tranzisaun aas liu pursentu 90, mak hanesan: Baucau (pursentu 90.9) no Dili (pursentu 109.7). Iha razaun tansa taxa tranzisaun iha Dili aas liu pursentu 100 maka tamba ita asume katak movimentu populasaun hosi distrito seluk ba Dili akontese durante tinan akadémiku 2010.

Distritu hitu relata ona taxa tranzisaun hahú husi pursentu 80 to'o pursentu 90, mak hanesan: Lautem (pursentu 86.4), Manatuto (pursentu 86.8), Viqueque (pursentu 80.6), Aileu (pursentu 88.8), Bobonaro (pursentu 81.0), Covalima (pursentu 89.2), Oecusse (pursentu 83.3).

Taxa tranzisaun ne'ebé relata ki'ik liu mak iha distritu haat ho taxa ne'ebe ki'ik liu hotu relata iha Ainaro pursentu 67.0, tuir kedas Ermera pursentu 69.0, Manufahi pursentu 74.2 no Liquiça pursentu 78.03.

Taxa Tranzisaun

Nu'udar proporsaun estudante sira ne'ebé hetan progressu hosi grau finál nível ida nian ba iha primeiru grau nível tuir fali, temi hanesan persentajen hosi sira ne'ebé matrikuladu iha grau finál tinan eskolár kotuk. Ida ne'e hatudu nível asesu ba nível aas tuir fali, sukat mobilidade ba leten iha irarkia edukasionál.

TT primáriu ba sekundáriu, t =

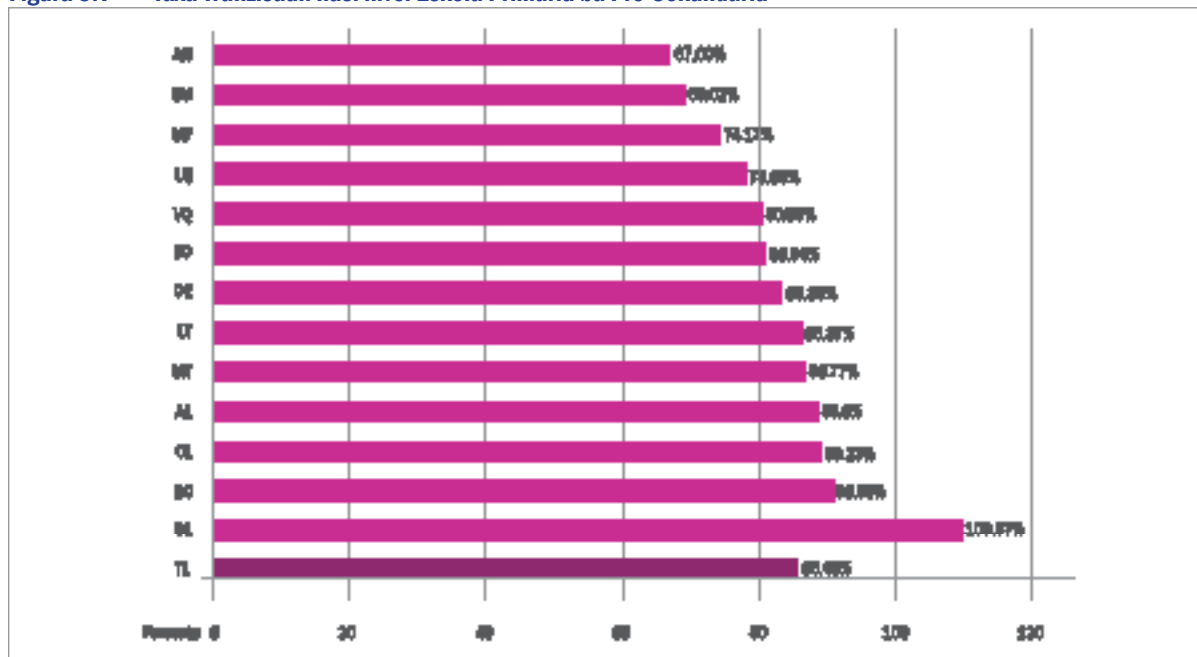
Estudante sira tama foun
iha grau primeiru husi
nível aas tuir fali iha tinan
eskolár t+1

—————x 100

Númeru alunu sira iha
grau ikus liu husi nível
uluk iha tinan eskolár t

t = tinan

Figura 3.7 Taxa Tranzisaun husi nível Eskola Primáriu ba Pre-Sekundáriu



BC (Baucau), LT (Lautem), MT (Manatuto), VQ (Viqueque), DL (Díli), LQ (Liquiça), AL (Aileu), AN (Ainaro), MF (Manufahi), BO (Bobonaro), CL (Covalima), EM (Ermera), OE (Oecusse), TL (National)

Bazeia iha tabela 37 iha Anexu: Lista tabela.

2. Edukasaun Sekundáriu

2.1. Taxa Promosaun (TP) (%) ba Labarik Feto ho Labarik Mane (Anexu ho Tabela Referensia: Lista Tabela: Tabela 38)

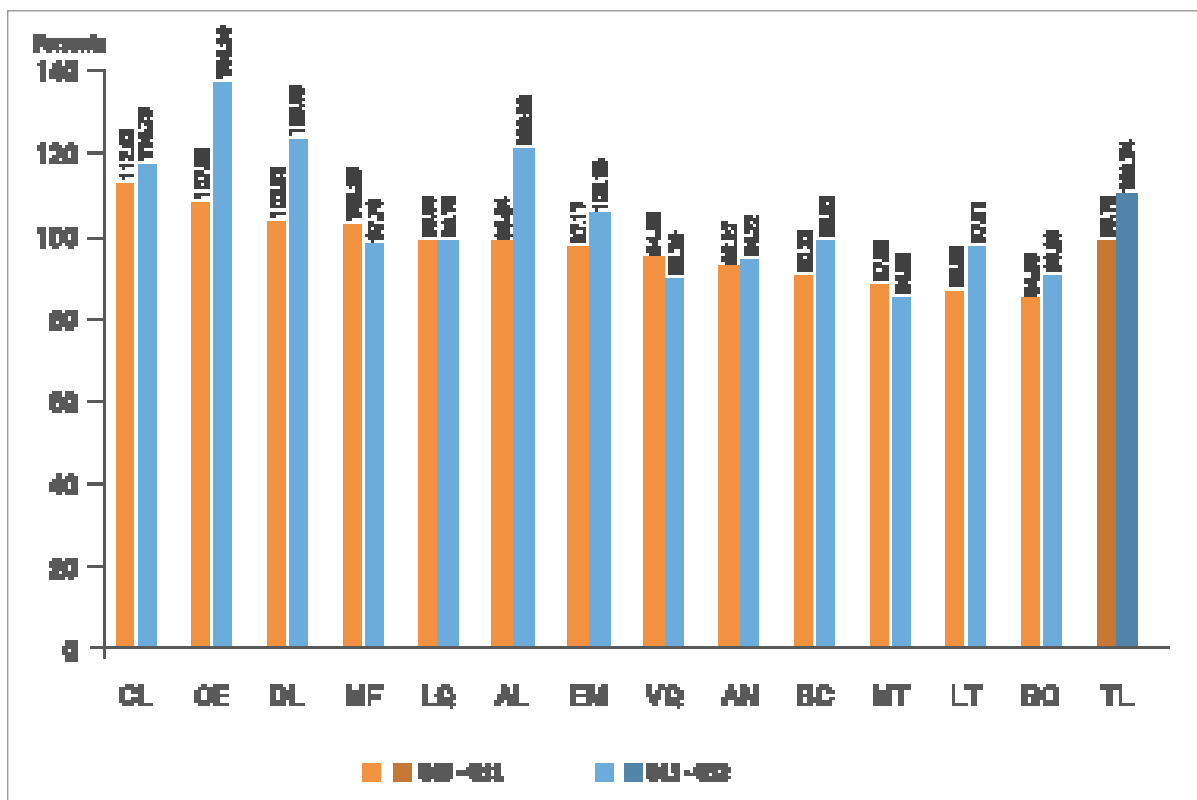
Dadus eziste ba nível sekundáriu iha de'it promosaun husi grau 10 ba Grau 11 no Grau 11 ba Grau 12.

Kompara ba taxa promosaun iha grau ne'ebé ki'ik liu, taxa promosaun iha estudante sekundáriu sira mak hetan aas liu hotu.

Bainhira haree ba figura tuir distritu sira iha figura 3.8, distritu sira hotu relata taxa promosaun aas liu pursentu 80 ho taxa ne'ebé ki'ik liu hotu maisumenus pursentu 85 iha Manatuto ba promosaun husi grau 11 ba Grau 12.

Favór anota katak iha área sira balun ho taxa promosaun aas liu pursentu 100. Ida ne'e tanba razaun oinoin, mak hanesan, estudante sira balun rejista de'it iha sistema iha tinan ida ne'e no la tama iha sistema iha tinan kotuk; estudante sira ne'ebé iha distritu diferente sira iha tinan kotuk; no dadus estudante sekundáriu tékniku sira foin mak halibur de'it iha tinan ida-ne'e no la hatama iha tinan kotuk.

Figura 3.8 Taxa Promosaun ba Labarik Feto ho Labarik Mane iha Eskola Sekundáriu



BC (Baucau), LT (Lautem), MT (Manatuto), VQ (Viqueque), DL (Díli), LQ (Liquiça), AL (Aileu), AN (Ainaro), MF (Manufahi), BO (Bobonaro), CL (Covalima), EM (Ermera), OE (Oecusse), TL (National)

Bazeia iha tabela 38 iha Anexu: Lista tabela.

2.2 Númeru no Percentajen Repetente sira iha Eskola Sekundáriu (Anexu ho Tabela Referensia: Lista Tabela: Tabela 39 no Tabela 40)

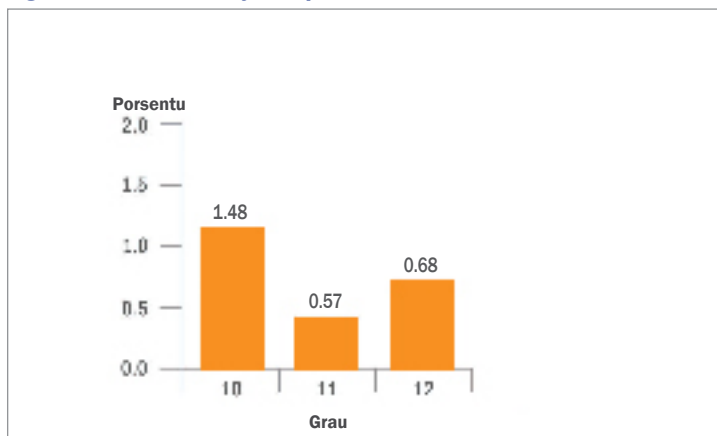
Iha nível nasonál, iha labarik feto na'in 160 ho labarik mane na'in 234 maka repete iha grau ne'ebé hanesan iha inísiu tinan eskolár. Númeru ne'e aas liu kompara ho tinan kotuk. Maske nune'e, kona-ba percentajen, sei hanesan nafatin, porezemplu iha média husi pursentu 1 husi total númeru estudante sira ne'ebé matriculadu.

Grau hotu hetan percentajen repetente sira ho média pursentu 1.

Tuir distritu ho grau, percentajen ne'ebé aas liu hotu iha grau 10 maka iha Distritu Lautem ho pursentu 3. Distritu sira seluk hetan maisumenus média pursentu 1 to'o 2. Iha grau 11, Manatuto hetan percentajen aas liu ho pursentu 4 kompara ho distritu seluk husi pursentu 0 - 2. Percentajen aas liu iha grau 12 maka iha Distritu Oe-Cusse, ida ne'e tanba repetente sira ne'ebe aas liu ba labarik feto ho pursentu 6 kompara ba labarik mane ho pursentu 3.

Laiha diferença boot iha percentajen husi labarik feto ho labarik mane repetente sira.

Figura 3.9 Persentajen Repetente sira iha Eskola Sekundáriu tuir Grau



Bazeia iha tabela 40 iha Anexu: Lista tabela.

2.3 Taxa Repetisaun (TR) (%) ba Labarik Feto ho Labarik Mane iha Eskola Sekundáriu

(Anexu ho Tabela Referensia: Lista Tabela: Tabela 41 no Tabela 42)

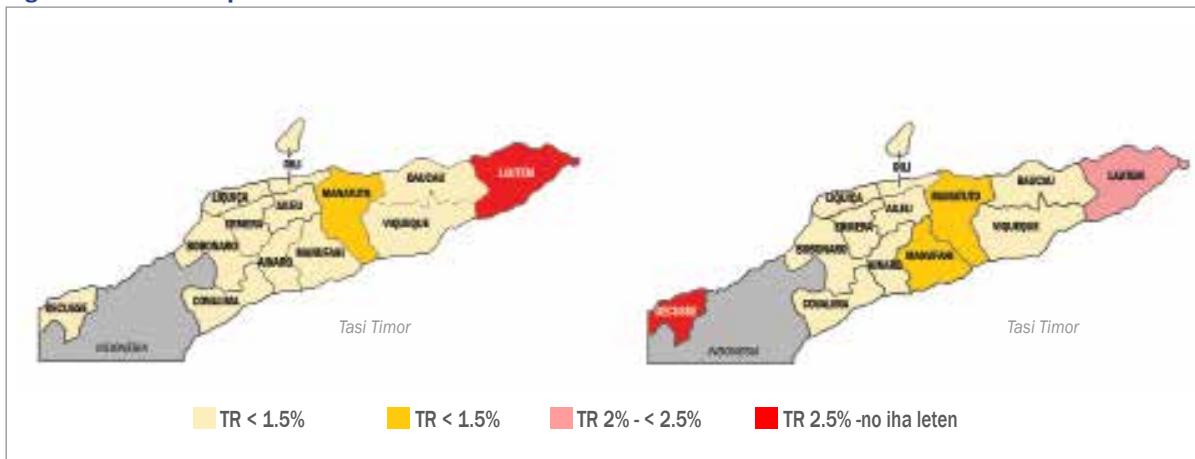
Iha nível nasonál iha tinan 2010, husi estudante sekundáriu na'in 33.627, estudante na'in 394 (pursentu 1.2) tenke repete iha grau ne'ebé hanesan iha tinan eskolár tuir fali.

TR ne'ebé aas liu hotu iha eskola sekundáriu maka iha Oe-Cusse ho pursentu 3, tuir kedas Lautem ho pursentu 2.2.

TR iha grau 10 mak aas liu hotu iha Lautem ho pursentu 3.6, tuir fali Aileu pursentu 3.3, Manufahi pursentu 3.2 ho Ainaro pursentu 3.1. Distritu seluk hetan TR ki'ik liu pursentu 2.5.

Iha grau 11, Manatuto hetan TR aas liu hotu ho pursentu 2.6, tuir kedas Lautem pursentu 1.9, Oe-Cusse pursentu 1.6, Viqueque pursentu 1.5 ho Bobonaro pursentu 1.4. Distritu seluk hetan TR ki'ik liu pursentu 1.0. Iha grau 12, TR relativu ki'ik exetu iha Oe-Cusse ho TR aas tebes ho pursentu 8.9.

Figura 3.10 Taxa Repetisaun iha Sekundáriu



Bazeia iha tabela 42 iha Anexu: Lista tabela.

2.4 Taxa Abandonu Eskolár (TAE) (%) ba Labarik Feto ho Labarik Mane (Anexu ho Tabela Referensia: Lista Tabela: Tabela 43 no Tabela 44)

Iha nível nasional, TAE husi estudante sekundáriu sira maisumenus pursentu 1.6 iha tinan ida-ne'e. Maisumenus pursentu 3.9 ki'ik liu tinan kotuk. Distritu hotu hatudu TAE ki'ik liu iha tinan ne'e exetu Ainaro ho Oe-Cusse ho aumentu naton ho pursentu 0.5 no pursentu 1.9, kompara ho tinan kotuk. Manatuto relata hetan TAE aas liu hotu ho pursentu 5.4, tuir fali Lautem pursentu 5.1, Oe-Cusse pursentu 4.2, Manufahi pursentu 3.5 ho Covalima pursentu 3. Distritu seluk hetan TAE husi pursentu 0.59 to'o pursentu 2.25.

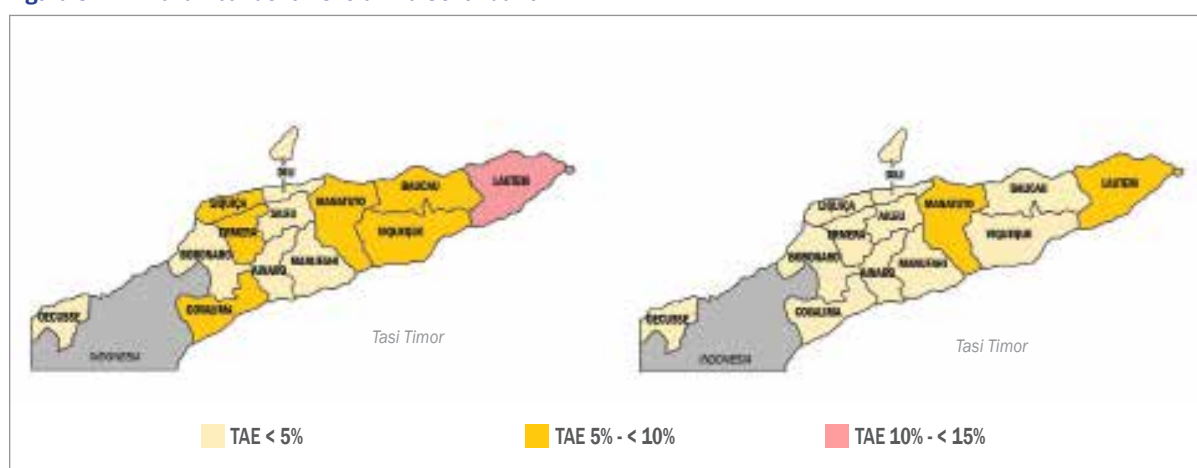
Grau hotu iha eskola sekundáriu relata hetan TAE ki'ik liután iha tinan ne'e ho redusaun aas liu hotu iha grau 11 ho pursentu 7.9.

TAE ne'ebé aas liu hotu iha grau 10 mak iha Lautem ho pursentu 6.8, tuir fali Covalima pursentu 5.8, Manatuto pursentu 5.6 ho Manufahi pursentu 5.1. Distritu seluk hetan TAE husi pursentu 0.2 to'o pursentu 2.7. Kompara ho tinan kotuk, Liquiça hetan redusaun boot iha nia TAE ho pursentu 58.5, porezemplu husi pursentu 58.7 to'o pursentu 0.2 iha tinan ne'e.

Oe-Cusse relata TAE ne'ebé aas liu hotu iha grau 11 ho pursentu 9.7 kompara ho disritu sira seluk maske Lautem ho Manatuto mós hetan aas relativu iha tinan ne'e ho pursentu 6.8 no pursentu 7. Kompara ho tinan kotuk, Covalima hetan maisumenus TAE pursentu 17.9 ki'ik liu iha tinan ne'e, tuir fali Ermera pursentu 12.7, Lautem pursentu 12, Aileu pursentu 9.5, Baucau pursentu 8.6, Viqueque pursentu 8.3 ho Manufahi pursentu 6.4. Oe-Cusse, iha realidade, relata TAE aas liután iha tinan ne'e ho pursentu 5.2. Distritu seluk hetan mudansa ne'ebé relativamente ki'ik husi tinan kotuk.

Iha grau 12, TAE ne'ebé aas liu hotu mak pursentu 3.7 iha Liquiça, tuir fali Manatuto ho pursentu 3. Distritu seluk hetan TAE ki'ik relativu husi pursentu 0 to'o 1.7. Laiha mudansa boot iha taxa ba kuaze distritu hotu exetu Baucau ho redusaun maisumenus pursentu 5.8 husi pursentu 6.4 to'o pursentu 0.6 iha tinan ne'e.

Figura 3.11 Taxa Abandonu Eskolár iha Sekundáriu



Bazeia iha tabela 44 iha Anexu: Lista tabela.

2.5. Taxa Tranzisaun (TT) (%) hosi Nivel Pre-Sekundáriu ba Sekundáriu (Anexu ho Tabela Referensia: Lista Tabela: Tabela 45)

Iha nivel nasional, maizoumenus pursentu 86 progresu labarik eskola sira hosi grau antes pre-sekundáriu ba grai primeiru eskola sekundáriu.

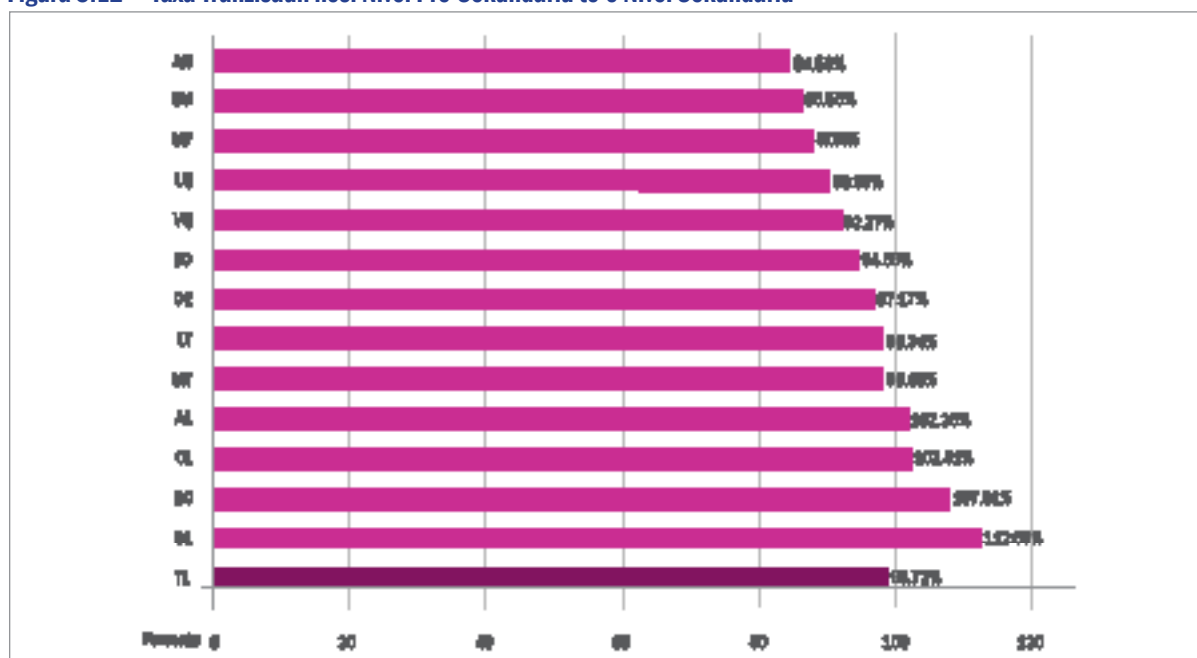
Kompara ho taxa tranzisaun hosi eskola primária ba eskola pre-sekundáriu, taxa tranzisaun husi pre-sekundáriu ba sekundáriu iha figura hanesan. Maibe, iha figura distritu hotu, Distritu Dili mak aas liu (liu pursentu 100) no distritu seluk tun liu. Razaun ida hosi fenómenu ne'e mak tamba labarik eskola sira ne'ebe maka sei tama eskola sekundáriu muda ba Distritu Dili hosi distritu seluk tamba la-iha eskola sekundáriu naton iha distritu.

Distritu Dili deit maka distritu ida ne'ebe hó taxa tranzisaun aas liu pursentu 85, marka nu'udar pursentu 134.2. Distritu tolu seluk relata ona taxa tranzisaun hahú hosi pursentu 70 to'o 85 mak hanesan Manufahi (pursentu 81.5), Baucau (pursentu 74.0), Liquica (pursentu 76.9), Aileu (pursentu 79.7) no Covalima (pursentu 70.0).

Taxa tranzisaunn hosi distritu seluk ne'ebe mak relata ona menus hosi pursentu 70 ho taxa tun liu iha Ermera pursentu 50.48, tuir fali Manatuto pursentu 53.5, Viqueque pursentu 56.9, Bobonaro pursentu 63.4, Lautem pursentu 65.9, Oecusse pursentu 67.8, Ainaro pursentu 69.61.

Bazeia ba metodu kolesaun/rai dados EMIS ne'e, taxa tranzisaun hudi nivel ensinu pre-sekundariu to'o sekundariu mensiona iha ne'e mak hanesan ho taxa promosaun husi grau 9 to'o grau 10 mensiona iha seksaun taxa promosaun (%) husi labarik mane no labarik fetosira iha pre-secundariu no sekundariu.

Figura 3.12 Taxa Tranzisaun hosi Nivel Pre-Sekundáriu to'o Nivel Sekundáriu



BC (Baucau), LT (Lautem), MT (Manatuto), VQ (Viqueque), DL (Dili), LQ (Liquiça), AL (Aileu), AN (Ainaro), MF (Manufahi), BO (Bobonaro), CL (Covalima), EM (Ermera), OE (Oecusse), TL (National)

Bazeia iha tabela 45 iha Anexu: Lista tabela.

Kapítulu 4

Rekursu sira



1. Númeru ho Persentajen Eskola sira tuir Tipu Instituisaun, iha Eskola Primáriu, Pre-Sekundáriu ho Sekundáriu (Anexu ho Tabela Referensia: Lista Tabela: Tabela 46)

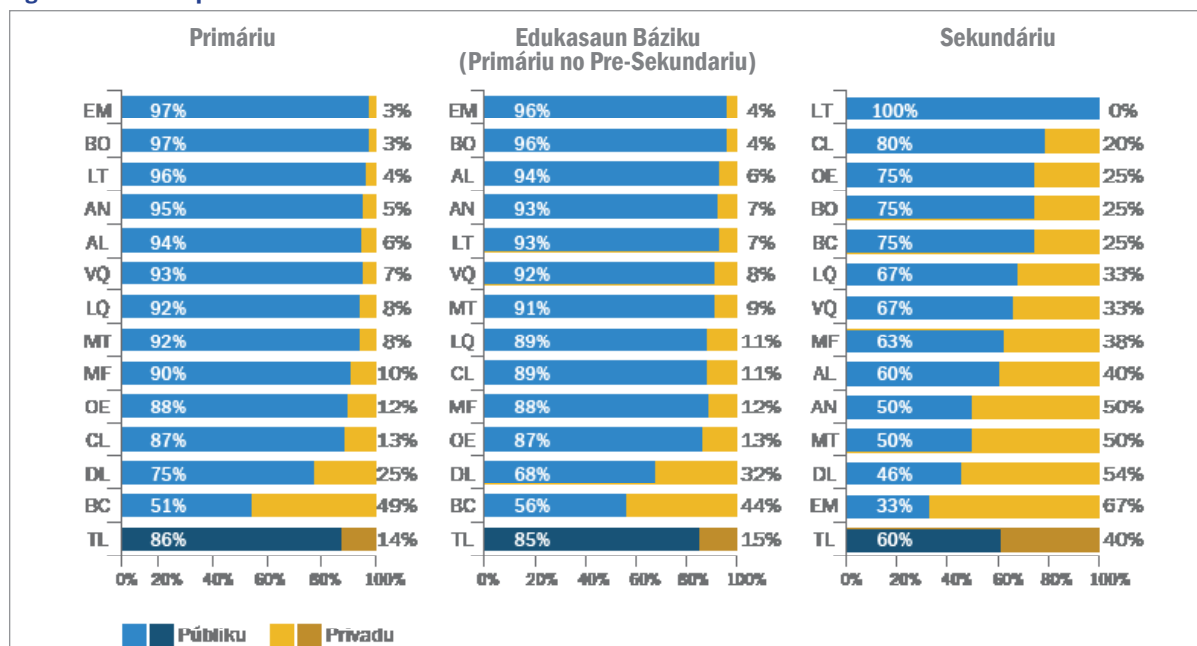
Husi totál eskola 1.356, eskola 1.008 (pursentu 74) mak iha nível primáriu, eskola 57 (pursentu 4) iha nível pre-sekundáriu, eskola 200 (pursentu 15) iha nível grupu Eskola Báziku ho eskola 91 iha nível sekundáriu (eskola sekundáriu jerál 74 (pursentu 5) ho eskola tékniku sekundáriu sira hamutuk 17 (pursentu 1). Iha aumentu eskola 103 ka maisumenus pursentu 8 husi tinan 2008/2009.

Husi totál eskola primáriu 1.008, eskola 870 (pursentu 86) iha eskola primáriu públiku ho eskola 138 (pursentu 14) iha eskola primáriu privadu. Husi totál eskola pre-sekundáriu 57, eskola 11 (pursentu 19) iha públiku ho 46 (pursentu 81) iha privadu. Iha grupu Eskola Báziku Públiku sira hamutuk 200 iha territóriu tomak. Eskola sekundáriu sira iha tipu rua, mak hanesan: sekundáriu jerál ho sekundáriu tékniku profisionál. Sira ne'e hotu halo ba kategoria eskola públiku ho privadu. Husi totál eskola sekundáriu jerál 74, eskola 43 (pursentu 58) iha públiku ho eskola 31 (pursentu 42) iha privadu. Husi totál eskola sekundáriu tékniku profisionál 17, eskola 12 (pursentu 71) iha públiku ho eskola 5 (pursentu 29) iha privadu.

Iha nível eskola báziku hotu, konsentrasaun ne'ebé aas liu hotu mak iha Baucau ho eskola hamutuk 172, tuir fali Bobonaro (143), Ermera (127) ho Viqueque (106).

Bainhira haree ba proporsaun eskola sira ne'ebé bazeia ba tipu instituisaun tuir nível distritu, distritu hotu hetan númeru eskola públiku ne'ebe aas liu iha nível edukasaun hotu exetu iha Baucau ho Dili. Númeru eskola sekundáriu tékniku profisionál privadu iha Baucau hetan aas liu oituan duké eskola sekundáriu tékniku profisionál públiku. Númeru eskola sekundáriu jerál privadu no eskola pre-sekundariu privadu iha Dili mós aas liu eskola sekundáriu jerál públiku.

Figura 4.1 Kompozisaun Eskola Públiku ho Privadu sira tuir Distritu



BC (Baucau), LT (Lautem), MT (Manatuto), VQ (Viqueque), DL (Díli), LQ (Liquiça), AL (Aileu), AN (Ainaro), MF (Manufahi), BO (Bobonaro), CL (Covalima), EM (Ermera), OE (Oecusse), TL (National)

Bazeia iha tabela 46 iha Anexu: Lista tabela.

2. Númeru ho Persentajen Eskola Primáriu, Pre-Sekundáriu, Eskola Báziku ho Sekundáriu, tuir Idade (Tinan Konstrusaun to'o 2010) (Anexu ho Tabela Referensia: Lista Tabela: Tabela 47 no Tabela 48)

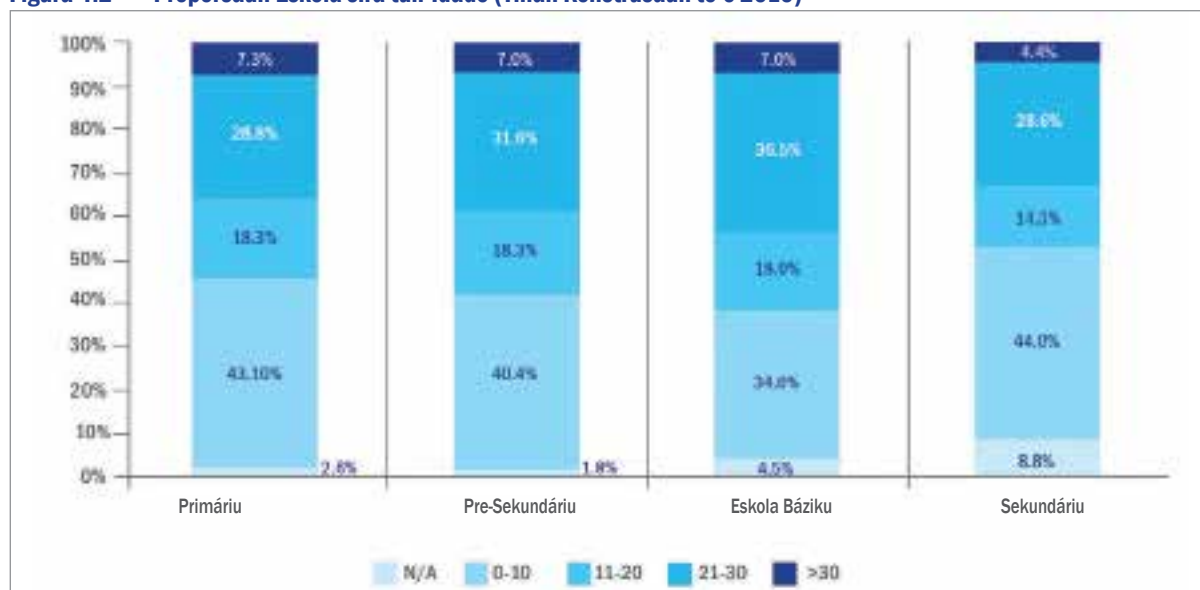
Iha nível nasional, iha eskola primáriu hamutuk 269 ho idade menus husi tinan 6 (Tinan Konstrusaun to'o 2010) ka maisumenus pursentu 27 husi eskola primáriu 1.008. Eskola pursentu 16 ho idade entre tinan 6 to'o 10, ho mós balun fali ho tinan 26 to'o 30. Iha eskola primáriu 42 (maisumenus pursentu 4) ho idade liu husi tinan 35. Ba eskola pre-sekundáriu, maisumenus pursentu 21 hosi eskola sira ne'e iha idade tinan 6 to'o 10, eskola pursentu 19 ho idade menus husi tinan 6 ho eskola pursentu 18 ho idade tinan 26 to'o 30. Ba Eskola Báziku, pursentu 22 ho idade tinan 26 to'o 30, tuir fali pursentu 21 ho idade menus husi tinan 6 no pursentu 15 ho idade husi tinan 21 to'o 25. Ba eskola sekundáriu, ¼ hosi eskola sira ne'e iha idade tinan 6 to'o 10, tuir fali pursentu 19 ho idade menus husi tinan 6 ho balun fali ho idade tinan 21 to'o 25. Totál ba nível sira hotu, iha nível nasional, pursentu 25 husi eskola hotu ho idade menus liu husi tinan 6. Maibé, iha maisumenus eskola pursentu 4 ho idade liu husi tinan 35.

Bainhira haree ba figura sira tuir distritu ho nível, iha nivel primáriu, iha distritu 3 ho nia persentajen idade eskola aas liu husi tinan 26 to'o 30, porezemplu iha Dili (pursentu 25), Liquica (pursentu 26) ho Oe-Cusse (pursentu 33). Distritu seluk iha eskola barak ho idade menus liu husi tinan 6.

Iha nível pre-sekundáriu, eskola barak liu maka ho idade boot liu ho maisumenus pursentu 58 husi tinan 10. Distritu Bobonaro hetan iha eskola pre-sekundáriu hotu ho idade tinan 26 to'o 30 maibé iha Distritu Covalima hetan iha eskola pre-sekundáriu ho idade tinan 31 to'o 35. Ba Eskola Báziku, maisumenus eskola pursentu 64 ho idade liu tinan 10. Oe-Cusse relata maisumenus eskola pursentu 67 ho idade tinan 26 to'o 30.

Ba eskola sekundáriu sira, maisumenus eskola pursentu 48 ho idade boot liu tinan 10. Persentajen idade eskola aas liu mak iha Aileu (pursentu 40), Covalima (pursentu 60) ho Oe-Cusse (pursentu 50) ho idade tinan 21 to'o 25. Maisumenus ¼ hosi eskola sekundáriu sira iha Bobonaro ho idade boot liu tinan 35.

Figura 4.2 Proporsan Eskola sira tuir Idade (Tinan Konstrusaun to'o 2010)



Bazeia iha tabela 48 iha Anexu: Lista tabela.

3. Númeru ho Persentajen Profesór iha Eskola Primáriu, Pre-Sekundáriu no Sekundáriu sira⁴ (Anexu ho Tabela Referensia: Lista Tabela: Tabela 49)

Iha profesór hamutuk na'in 12.038 maka hanorin iha eskola 1.356 (primáriu, pre-sekundáriu ho sekundáriu) iha Timor-Leste laran tomak. Iha profesór na'in 768 ka maisumenus pursentu 7 barak liután husi tinan kotuk:

- Profesór na'in 7.576 (pursentu 63) hanorin iha eskola primáriu ka maisumenus pursentu 3 barak liután tinan kotuk (profesór na'in 7.358);
- Na'in 2.391 (pursentu 20) iha eskola pre-sekundáriu ka maisumenus pursentu 3.6 barak liután tinan kotuk (profesór na'in 2.307); ho
- Na'in 2,071 (pursentu 17) iha eskola sekundáriu ka maisumenus pursentu 29 barak liután tinan kotuk (profesór na'in 1.605).

Maisumenus rekursu profesór pursentu 83 investe hela iha edukasaun báziku. Taxa ida ne'e ki'ik liu oituan kompara ho tinan kotuk ho pursentu 86.

Bainhira haree ba distribuisaun husi númeru profesór sira iha rejiaun⁵ ho distritu, konsentrasaun ba profesór sira sei nafatin ho tinan kotuk iha nivel primáriu.

- Konsentrasaun ne'ebé aas liu hotu husi profesór sira mak sei iha Rejiaun 1 (pursentu 33 husi total númeru profesór sira iha eskola primáriu), tuir fali iha Rejiaun 4 (pursentu 28), Rejiaun 2 (pursentu 18), Rejiaun 3 (pursentu 17) ho Rejiaun 5 (pursentu 4).
- Iha nível pre-sekundáriu, hanesan ho tinan kotuk, konsentrasaun profesór ne'ebé aas liu hotu mak iha Rejiaun 1 (pursentu 34), tuir fali Rejiaun 2 (pursentu 24), Rejiaun 4 (pursentu 20), Rejiaun 3 (pursentu 17) ho Rejiaun 5 (pursentu 4).

⁴ Númeru profesór inklui profesór hanorin oras-hotu, oras-balun ho voluntáriu sira. Profesór oituan maka hanorin iha grau eskola primáriu no eskola sekundáriu sira.

⁵ Region 1: Baucau, Lautem, Manatuto, Viqueque; Region 2: Díli, Liquiça; Region 3 : Aileu, Ainaro, Manufahi; Region 4: Bobonaro, Covalima, Ermera; Region 5: Oecusse

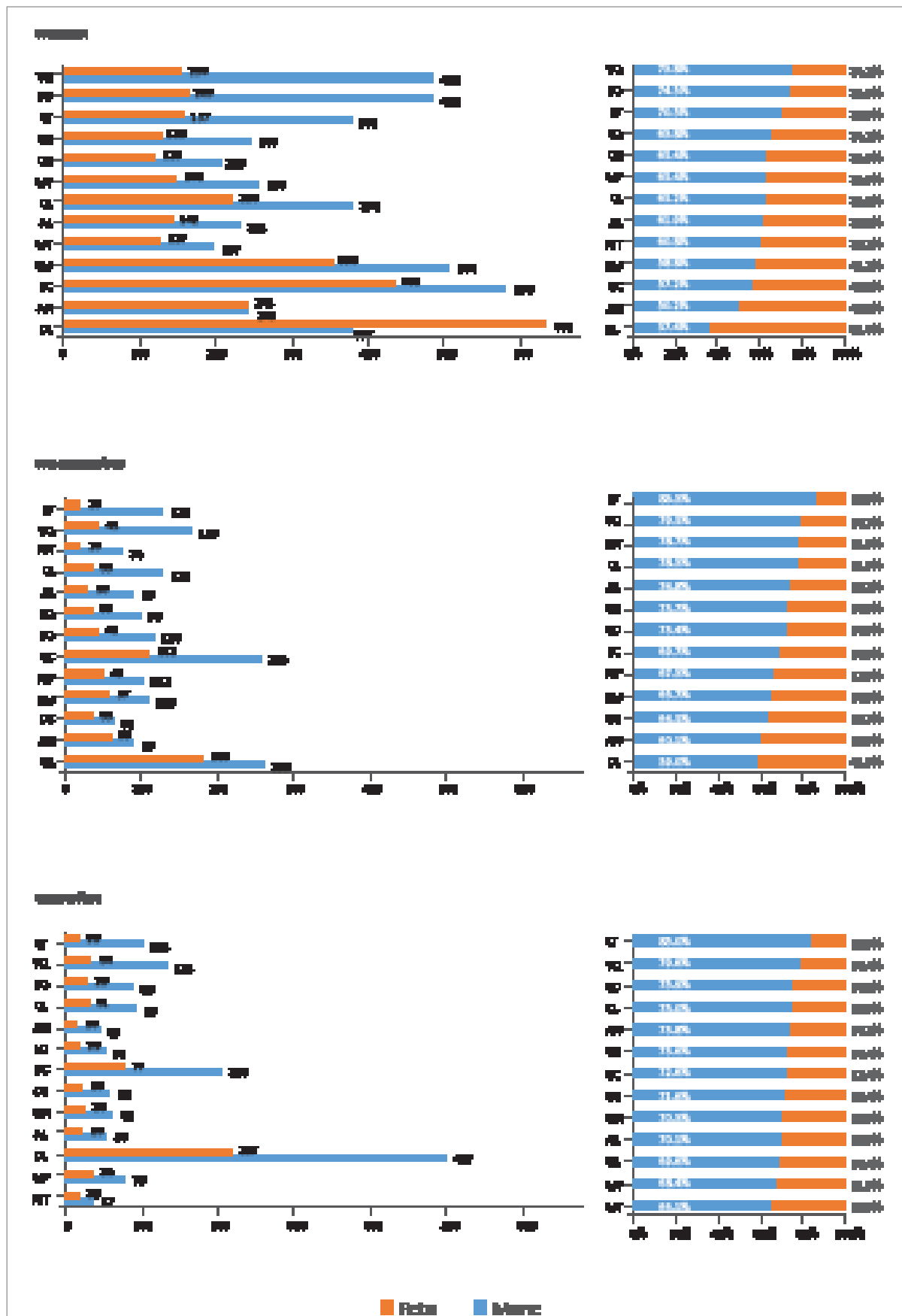
- Iha nível sekundáriu, konsentrasaun ne'ebé aas liu hotu mak iha Rejiaun 2 (pursentu 38), tuir fali Rejiaun 1 (pursentu 30), Rejiaun 4 (pursentu 16), Rejiaun 3 (pursentu 12) ho Rejiaun 5 (pursentu 4).

Maioria hosi profesór sira ne'e mane maka barak liu iha kuaze distritu ho nível sira hotu exetu iha eskola primáriu Dili ho Ainaro nian ne'ebé profesora sira kontribui ba pursentu 63 ho pursentu 50, husi totál númeru profesór sira mak iha.

- Tuir rejiaun, iha nível primáriu, aumentu ne'ebé aas liu hotu mak iha Rejiaun 2 (pursentu 7), tuir fali Rejiaun 4 (pursentu 6.5), Rejiaun 5 (pursentu 1.2), Rejiaun 3 (pursentu 0.4) maibé iha redusaun maisumenus pursentu 0.4 iha Rejiaun 1.
- Iha nível pre-sekundáriu, aumentu ne'ebé aas liu hotu mak iha Rejiaun 5 (pursentu 7.7), tuir fali iha Rejiaun 3 (pursentu 7.2), Rejiaun 2 (pursentu 5), Rejiaun 4 (pursentu 4.5) ho Rejiaun 1 (pursentu 0.1).
- Iha nível sekundáriu, aumentu ne'ebé aas liu hotu mak iha Rejiaun 2 (pursentu 40.4), tuir kedas Rejiaun 5 (pursentu 39.7), Rejiaun 3 (pursentu 25.4), Rejiaun 4 (pursentu 21.9) ho Rejiaun 1 (pursentu 20.7).

Tuir distritu, aumentu númeru profesór sira ne'ebé aas liu hotu kompara ho tinan kotuk mak iha Ermera iha eskola primáriu ho pre-sekundáriu, maisumenus pursentu 17.6 ho pursentu 16.9. Iha nível sekundáriu, aumentu ne'ebé aas liu hotu mak iha Manufahi ho maisumenus pursentu 42.5, tuir kedas Baucau ho maisumenus pursentu 41.2, Dili ho maisumenus pursentu 40.6, Oe-Cusse ho maisumenus pursentu 39.7, Liquiça ho maisumenus pursentu 38.5, Ermera ho maisumenus pursentu 37.5, no Covalima hetan maisumenus pursentu 36.3. Manatuto hetan redusaun ba nia númeru profesór sira ho pursentu maisumenus 6.7 iha tinan ne'e.

Figura 4.3 Númeru ho Persentajen Profesór sira iha Eskola Primáriu, Pre-Sekundáriu ho Sekundáriu tuir Seksu



BC (Baucau), LT (Lautem), MT (Manatuto), VQ (Viqueque), DL (Dili), LQ (Liquiça), AL (Aileu), AN (Ainaro), MF (Manufahi), BO (Bobonaro), CL (Covalima), EM (Ermera), OE (Oecusse)

Bazeia iha tabela 49 iha Anexu: Lista tabela.

4. **Númeru ho Persentajen Profesór sira, tuir Kualifikasaun iha Eskola Primáriu, Pre-Sekundáriu ho Sekundáriu⁶**
(Anexu ho Tabela Referensia: Lista Tabela: Tabela 50)

Hanesan iha tinan 2008/2009, profesór barak (pursentu 51) hetan kualifikasaun iha eskola sekundáriu, tuir fali graduasaun husi koléjiu (pursentu 26), graduasaun husi universidade (pursentu 14) no frasaun ne'ebé ki'ik tebes ba kualifikasaun edukasaun tersiáriu ne'ebé la kompleta (pursentu 1). Haree ba hanesan iha movimentu atu hakat ba proporsaun ne'ebé aas liu ba profesór sira ho kualifikasaun edukasaun ne'ebé aas liu, no proporsaun ne'ebé ki'ik liu ho kualifikasaun edukasaun ne'ebé ki'ik liu.

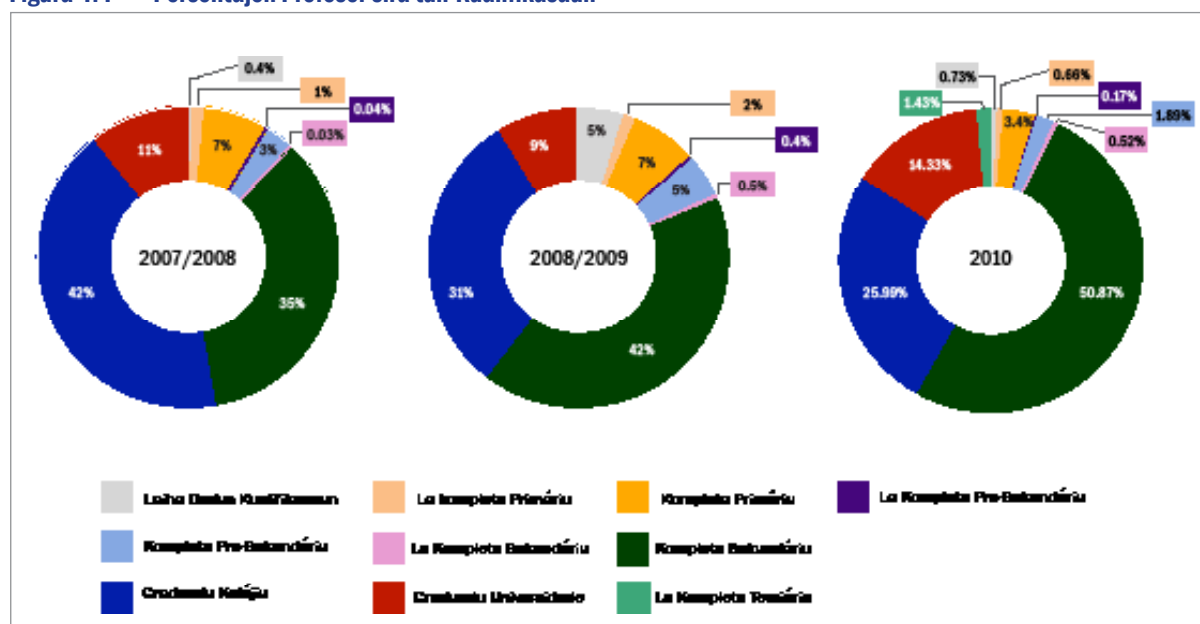
Lautem hetan númeru profesór aas liu hotu iha nível edukasaun tersiáriu ne'ebé la kompleta sira-nia kualifikasaun, iha profesór na'in 51 ka maisumenus pursentu 6 husi total númeru profesór iha distritu ida-ne'e. Segundu númeru ne'ebé aas liu hotu mak iha Bobonaro: profesór na'in 43 (pursentu 5) husi total númeru profesór sira iha distritu ne'e no tuir fali iha Dili ho profesór na'in 40 (pursentu 2).

Komparasaun tuir nível distritu hatudu katak Dili hetan númeru profesór sira ne'ebé aas liu hotu ho kualifikasaun gradua hosi universidade, porezemplu: profesór na'in 650 ka maisumenus pursentu 30 husi total númeru profesór sira iha distritu Dili. Númeru ne'ebé aas liu hotu tuir fali mak iha Baucau ho profesór na'in 226 mezmú ke profesór sira-ne'e komposta de'it pursentu 14 husi total númeru profesór sira iha Baucau.

Dili mós hetan númeru profesór ne'ebé aas liu hotu ho kualifikasaun gradua husi koléjiu, tuir kedas ho Baucau no Viqueque.

Númeru profesór ne'ebé aas liu hotu ho kualifikasaun gradua husi sekundáriu mak iha Baucau ho profesór na'in 797, tuir kedas ho Ermera profesór na'in 768 ho Dili profesór na'in 679. Kompara ho tinan 2008/2009, iha nível nasionál, iha aumentu maisumenus pursentu 75 ho pursentu 30 profesór sira ho kualifikasaun gradua husi universidade ho sekundáriu respetivamente.

Figura 4.4 Persentajen Profesór sira tuir Kualifikasaun



Bazeia iha tabela 50 iha Anexu: Lista tabela.

⁶ Númeru profesór sira inklui hanorin oras-tomak, oras-balun ho profesór voluntáriu sira.

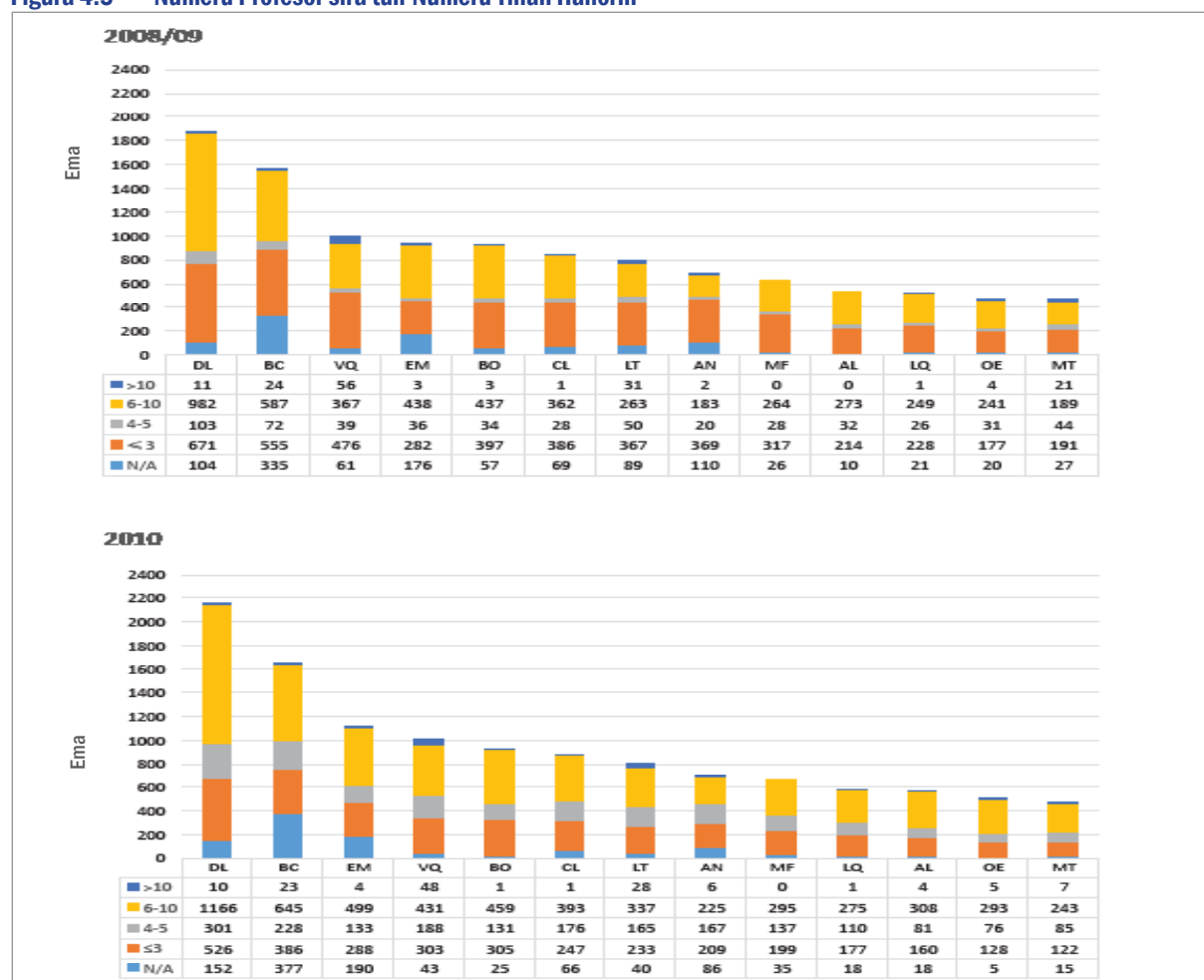
5. Númeru ho Persentajen Profesór sira, tuir númeru tinan Hanorin, iha Eskola Primáriu, Pre-Sekundáriu ho Sekundáriu⁷
(Anexu ho Tabela Referensia: Lista Tabela: Tabela 51)

Husi totál profesór na'in 12.038 sira iha nível nasional, kuaze metade profesór sira hanorin hela tiha ona ho tinan 6 to'o tinan 10:

- Profesór na'in 3.283 (pursentu 27) hanorin hela tiha ona durante to'o tinan 3;
- Profesór na'in 1.978 (pursentu 16) hanorin hela tiha ona durante tinan 4 to'o 5;
- Profesór na'in 5.569 (pursentu 46) hanorin hela tiha ona durante tinan 6 to'o 10;
- Profesór na'in 34 (pursentu 0.3) hanorin hela tiha ona durante tinan 11 to'o 15;
- Profesór na'in 42 (pursentu 0.3) hanorin hela tiha ona durante tinan 16 to'o 20;
- Profesór na'in 28 (pursentu 0.2) hanorin hela tiha ona durante tinan 21 to'o 25;
- Profesór na'in 16 (pursentu 0.1) hanorin hela tiha ona durante tinan 26 to'o 30;
- Profesór na'in 18 (pursentu 0.1) hanorin hela tiha ona liu tinan 30; ho
- Profesór na'in 1.070 ka (pursentu 9) laiha informasaun kona-ba númeru tinan hanorin nian.

Proporsaun númeru profesór sira hanesan iha tinan 2008/2009 ho proporsaun profesór sira ne'ebé aas liu hanorin durante tinan 6 to'o 10 no hanorin to'o tinan 3 iha tinan ida-ne'e. Liu tan, profesór sira hanorin durante tinan 4 to'o 5 sai boot liu iha tinan 2010 ne'e kompara ho tinan 2008/09.

Figura 4.5 Númeru Profesór sira tuir Númeru Tinan Hanorin



BC (Baucau), LT (Lautem), MT (Manatuto), VQ (Viqueque), DL (Dili), LQ (Liquiça), AL (Aileu), AN (Ainaro), MF (Manufahi), BO (Bobonaro), CL (Covalima), EM (Ermera), OE (Oecusse)

Bazeia iha tabela 51 iha Anexu: Lista tabela.

⁷ Númeru profesór sira inklui hanorin oras-tomak, oras-balun ho profesór voluntáriu sira.

6. Númeru no Persentajen Profesór sira tuir Grupu Idade, iha Eskola Primáriu, Pre-Sekundáriu ho Sekundáriu⁸
(Anexu ho Tabela Referensia: Lista Tabela: Tabela 52)

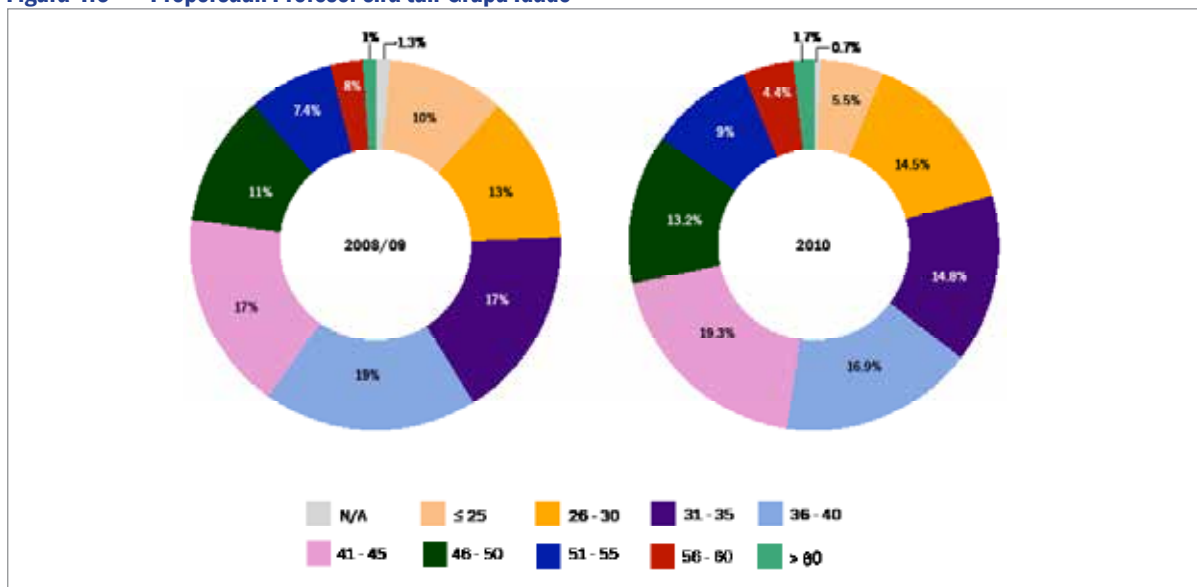
Husi totál profesór sira na'in 12. 038 iha nível nasional, iha:

- Profesór na'in 662 (pursentu 5.5) iha grupu idade to'o tinan 25;
- Profesór na'in 1.748 (pursentu 14.5) iha grupu idade tinan 26-30;
- Profesór na'in 1.783 (pursentu 14.8) iha grupu idade tinan 31-35;
- Profesór na'in 2.034 (pursntu 16.9) iha grupu idade tinan 36-40;
- Profesór na'in 2.325 (pursentu 19.3) iha grupu idade tinan 41-45;
- Profesór na'in 1.584 (pursentu 13.2) iha grupu idade tinan 46-50;
- Profesór na'in 1.086 (pursentu 9) iha grupu idade tinan 51-55;
- Profesór na'in 531 (pursentu 4.4) iha grupu idade tinan 56-60;
- Profesór na'in 206 (pursentu 1.7) iha grupu idade to'o tinan 60; ho
- Profesór na'in 79 (pursentu 0.7) la fornese informasaun kona-ba sira nia tinan.

Laiha mudansa signifkativu ba proporsaun profesór sira tuir grupu idade kompara ho dadus iha tinan kotuk. Figura iha tinan 2010 hatudu katak proporsaun aas liu ba profesór sira iha grupu idade tinan 40 ba leten ho grupu idade tinan 26 – 30.

Dadus tuir distritu hatudu katak maioria profesór sira ho grupu idade menus husi 41 – 45 iha distritu ualu husi distritu sanulu resin tolu iha territóriu tomak exetu iha Viqueque, Dili, Liquiça, Aileu ho Ermera ne'ebé maioria profesór sira ho idade menus husi tinan 31 – 35 iha Viqueque, tinan 36 – 40 iha Dili no Ermera ho tinan 26 – 30 iha Liquiça ho Aileu.

Figura 4.6 Proporsaun Profesór sira tuir Grupu Idade



Bazeia iha tabela 52 iha Anexu: Lista tabela.

⁸ Númeru profesór sira hanorin oras-tomak oras-balun ho profesór voluntáriu sira.

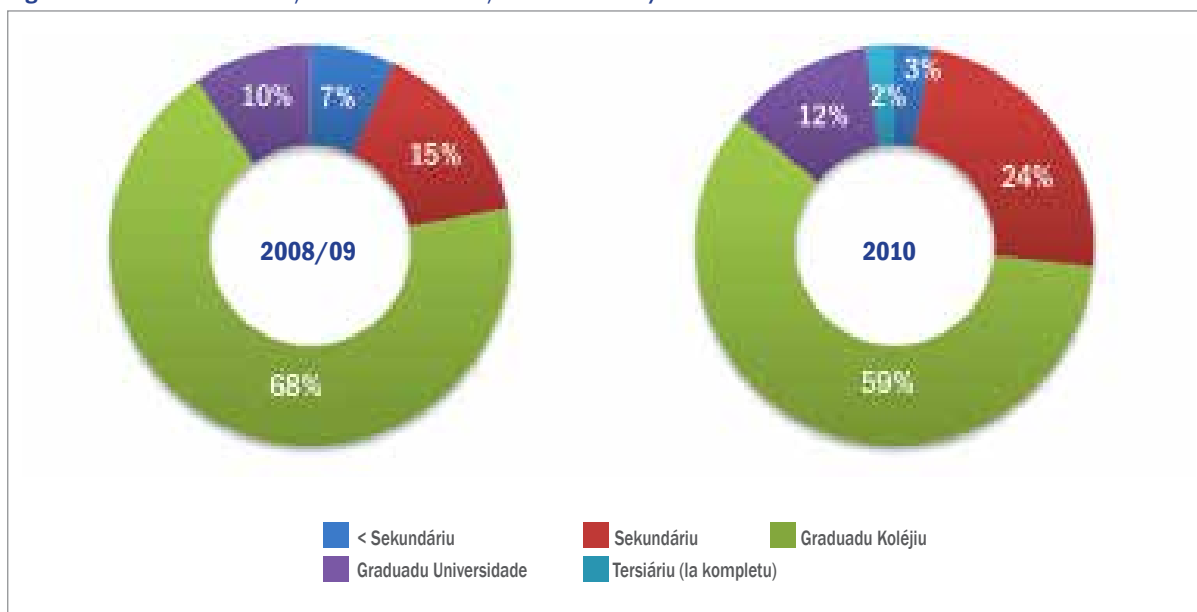
7. Númeru ho Persentajen Diretór Eskola sira, tuir Kualifikasaun, iha Eskola Primáriu, Pre-Sekundáriu ho Sekundáriu (Anexu ho Tabela Referensia: Lista Tabela: Tabela 53)

Iha nível nasional, iha Diretór Eskola na'in 938. Proporsaun Diretór Eskola ne'ebé bazeia ba sira-nia kualifikasaun edukasaun hanesan tuirmai:

- Diretór Eskola na'in 22 (pursentu 2.3) hetan kualifikasun la kompletu iha nível tersiáriu ;
- 110 (pursentu 11.7) gradua husi universidade;
- 556 (pursentu 59.3) gradua husi koléjiu;
- 222 (pursentu 23.7) gradua husi sekundáriu;
- 2 (pursentu 0.2) ho kualifikasaun sekundáriu la kompletu;
- 5 (pursentu 0.5) gradua husi pre-sekundáriu;
- 18 (pursentu 1.9) gradua husi primáriu;
- 2 (pursentu 0.2) ho kualifikasaun primáriu la kompletu; ho
- Sei laiha dados ba Diretór Eskola 1 (pursentu 0.1).

Proporsaun Diretór Eskola ne'ebé aas liu bazeia ba sira-nia kualifikasaun edukasaun sei hanesan kompara ho tinan kotuk, ne'ebé koléjiu ninia proporsaun hetan aas liu hotu, tuir kedas ho graduasaun husi sekundáriu no universidade. Maibé iha tinan 2010, proporsaun graduasaun iha koléjiu hetan ki'ik liu tinan kotuk. Iha parte seluk, proporsaun graduasaun ne'ebé aas liu mak sekundáriu ho universidade bainhira kompara ho tinan kotuk.

Figura 4.7 Diretór Eskola, tuir Kualifikasaun, iha Tinan 2008/2009 ho 2010



Bazeia iha tabela 53 iha Anexu: Lista tabela.

8. Numeru no persentajen eskola sira ho Ho hadia fundu bee hemu nian, iha Eskola Primária, Pre-Sekundária, Eskola Bázika no Sekundária (Anexu ho Tabela Referensia: Lista Tabela: Tabela 54)

País ne'e tomak ho nivel eskola hotu hamutuk, liu duke un-tersu husi eskola hotu iha país ne'e laiha fonte bee hemu ne'ebé disponivel iha area eskola nia laran (eskola 449 liur husi eskola 1,306 ne'ebé bele rekolla sira nia dados). Eskola sira ne'e ho fonte bee hemu, maioridade iha fonte bee torneira (eskola 372) tuir fali husi fonte bee udan been nian (eskola 199) no bee posu (eskola 159).

Haree ba eskola sira tuir nivel ensinu, iha nivel primária, porsentu 34 (eskola 329) husi eskola primária hotu (eskola 978) laiha fonte bee hemu nian ne'ebé disponivel. Entre eskola sira ne'e ne'ebe iha fonte bee hemu, porsentu 28 (eskola 271) husi eskola sira ne'e iha bee torneira, porsentu 15 (eskola 143) iha bee udan been no porsentu 14 (eskola 139) iha bee posu.

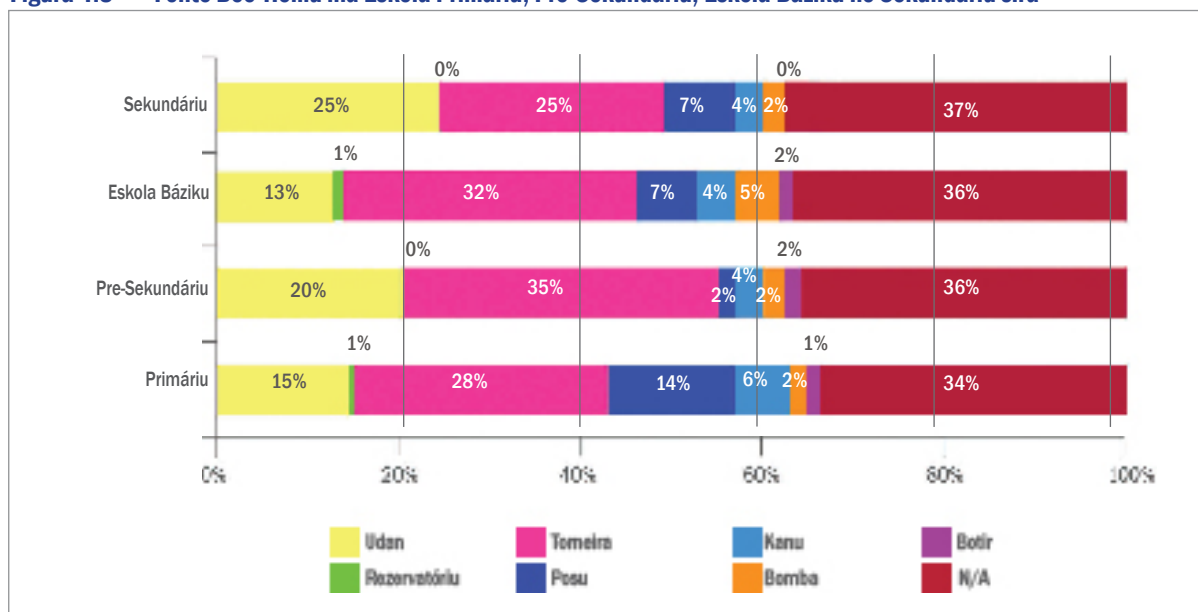
Iha nivel pre-sekundária, porsentu 36 (eskola 20) husi eskola pre-sekundária hotu (eskola 55) laiha fonte bee hemu nian ne'ebé disponivel. Porsentu 35 (eskola 19) iha bee torneira no porsentu 20 (eskola 11) iha bee udan been.

Iha Ensinu Báziku, liur husi eskola ensinu báziku 192, porsentu 36 (eskola 70) laiha fonte bee hemu nian ne'ebé disponivel tuir husi porsentu 32 (eskola 62) iha bee torneira no porsentu 13 (eskola 25) iha bee udan been.

Iha eskola sekundária sira, porsentu 37 (eskola 30) liur husi eskola sekundária 81 laiha fonte bee nian ne'ebé disponivel. Porsentu 25 (eskola 20) iha bee udan been no mós porsentu 25 seluk (eskola 20) iha bee torneira.

Bele refere informasaun detallu liu tan tuir distritu iha Tabela 54 iha apêndise.

Figura 4.8 Fonte Bee-Hemu iha Eskola Primáriu, Pre-Sekundáriu, Eskola Báziku ho Sekundáriu sira



Bazeia iha tabela 54 iha Anexu: Lista tabela.

9. Númeru ho Persentajen Eskola sira hetan Asesu ba Fasilidade Sentina ho Bee iha Eskola Primária, Pre-Sekundária ho Sekundária sira (Anexu ho Tabela Referensia: Lista Tabela: Tabela 55)

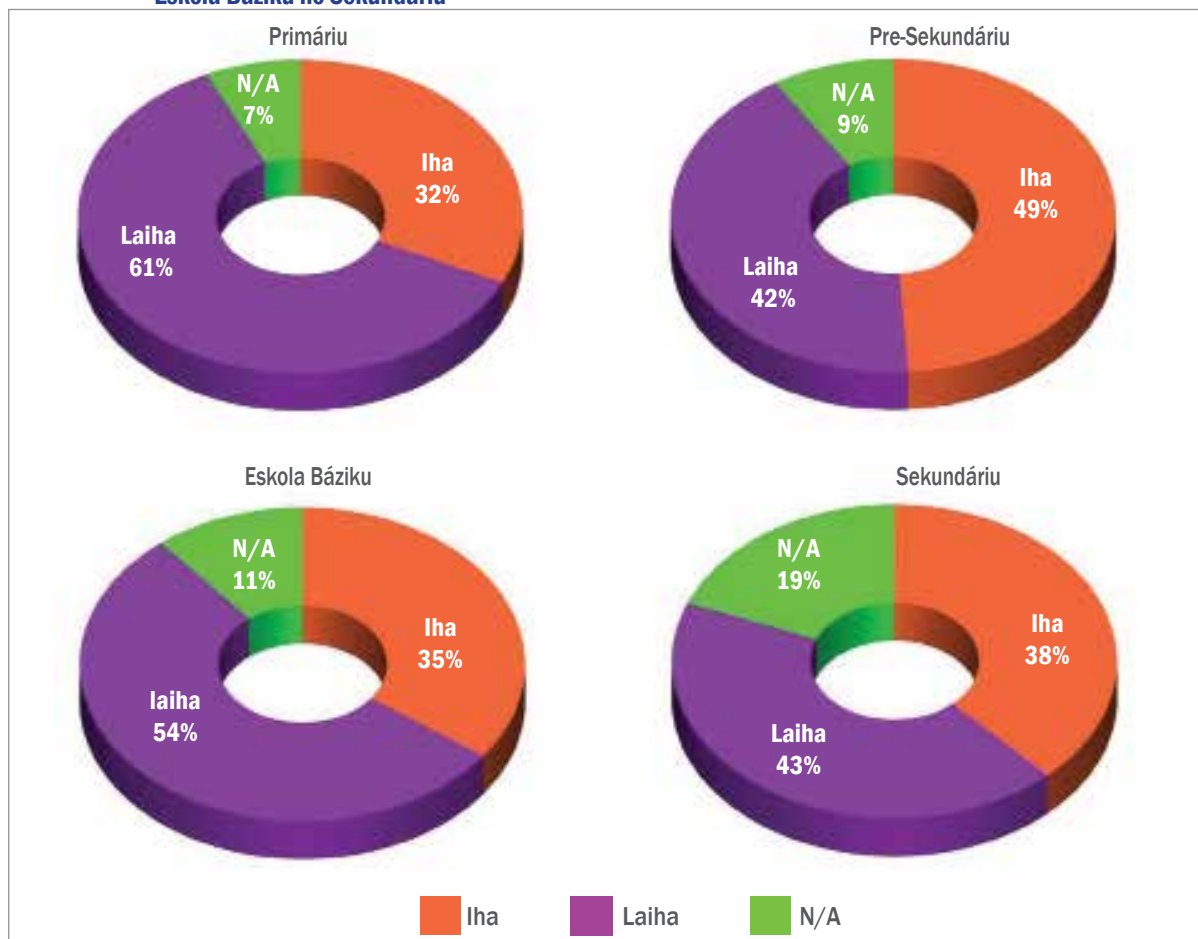
Iha nível nasional, husi totál eskola 1.306 ne'ebé fornese dados kona-ba sentina ho bee, eskola 761 ka maizumenus porsentu 58 laiha disponivel bee iha sentina eskola nian. Eskola 435 ka porsentu 33 relata iha bee ba sentina iha eskola nian.

Proporsaun ne'ebe aas liu ba sentina sira la iha disponivel bee mak respetivamente iha eskola primária sira iha porsentu 61 (eskola 600 liur husi eskola primária 978), tuir husi Eskola Bázika iha porsentu 54 (eskola 23 liur husi eskola bázika 192), sekundária no pre-sekundária iha porsentu 43 (eskola 35 liur husi eskola sekundária 81) no porsentu 42 (eskola 23 liur husi eskola pre-sekundária 55).

Iha sorin seluk, proporsaun eskola sira ne'ebé iha sintina ho disponivel bee mak tuun liu duke proporsaun eskola sira laiha disponivel bee iha sintina exetua eskola pre-sekundária sira. Nivel eskola primária mak iha porsentu 32 (eskola 310), tuir fali husi Eskola Bázika iha porsentu 35 (eskola 67), sekundária iha porsentu 38 (eskola 31) no pre-sekundária iha porsentu 49 (eskola 27).

Iha proporsaun ne'ebe aas husi eskola sira (primáriu, pre-sekundáriu ho sekundáriu) ho bee fornese iha sira-nia sentina sira iha Distritu Dili exetu iha Eskola Báziku sira (pursentu 29 de'it husi eskola ho bee iha). Bele refere informasaun detaillu liu tan husi distritu iha Tabela 55 iha Apêndise.

Figura 4.9 Proporsaun Eskola sira ho Asesu ba Fasilidade Sentina ho Bee, iha Eskola Primáriu, Pre-Sekundáriu, Eskola Báziku ho Sekundáriu



Bazeia iha tabela 55 iha Anexu: Lista tabela.

Aneksu: Tabela/ Annex: Tables



Tabela/Table 1

Populasaun tuir Seksu no Idade, 2010¹/Population by Sex and Age, 2010¹

Idade/Age (Tinan)/(Year)	Feto/ Female	Mane/ Male	Totál/ Total	Idade/Age (Tinan)/(Year)	Feto/ Female	Mane/ Male	Totál/ Total
Total	522 211	544 198	1 066 409				
<1	15 043	16 176	31 219	45	5 043	5 714	10 757
1	12 503	13 270	25 773	46	3 679	4 095	7 774
2	15 069	16 253	31 322	47	3 184	3 502	6 686
3	15 698	16 651	32 349	48	3 667	3 978	7 645
4	15 852	16 819	32 671	49	2 914	3 141	6 055
5	15 018	16 053	31 071	50	4 724	4 791	9 515
6	15 488	16 662	32 150	51	2 407	2 692	5 099
7	15 136	16 033	31 169	52	2 792	3 012	5 804
8	14 854	16 095	30 949	53	2 169	2 407	4 576
9	13 632	14 137	27 769	54	2 453	2 637	5 090
10	15 866	17 448	33 314	55	2 458	2 693	5 151
11	11 990	13 091	25 081	56	2 135	2 563	4 698
12	13 793	15 290	29 083	57	1 773	2 090	3 863
13	11 529	12 393	23 922	58	2 274	2 449	4 723
14	11 773	12 291	24 064	59	1 910	2 001	3 911
15	12 646	12 955	25 601	60	5 476	4 611	10 087
16	11 595	11 429	23 024	61	2 894	2 464	5 358
17	11 524	11 819	23 343	62	5 033	4 256	9 289
18	12 136	12 402	24 538	63	3 375	3 075	6 450
19	9 880	10 149	20 029	64	3 136	3 013	6 149
20	12 378	12 386	24 764	65	4 220	4 092	8 312
21	8 417	8 553	16 970	66	1 653	1 753	3 406
22	9 352	9 409	18 761	67	1 955	2 023	3 978
23	8 400	8 349	16 749	68	2 257	2 210	4 467
24	8 544	8 639	17 183	69	1 448	1 495	2 943
25	9 675	9 551	19 226	70	2 774	2 752	5 526
26	7 836	7 682	15 518	71	992	934	1 926
27	7 182	7 372	14 554	72	1 095	1 093	2 188
28	7 886	7 744	15 630	73	789	816	1 605
29	5 988	5 920	11 908	74	770	690	1 460
30	8 014	7 580	15 594	75	1 215	1 112	2 327
31	4 066	4 320	8 386	76	682	615	1 297
32	5 212	5 132	10 344	77	515	480	995
33	4 033	3 828	7 861	78	797	732	1 529
34	4 781	4 945	9 726	79	512	465	977
35	7 339	7 885	15 224	80	934	954	1 888
36	5 332	5 968	11 300	81	277	286	563
37	4 939	5 367	10 306	82	326	228	554
38	5 492	5 979	11 471	83	207	177	384
39	4 445	4 762	9 207	84	193	173	366
40	7 097	7 565	14 662	>85	1 803	1 740	3 543
41	4 166	4 778	8 944				
42	4 846	5 473	10 319				
43	3 543	3 949	7 492				
44	3 313	3 642	6 955				

¹ Fonte dados: Populasaun no Sensus Uma-kain iha 2010, Volume 2/Data source: Population and Housing Census 2010, Volume 2

Tabela/Table2

Populasaun tuir Grupu Idade no Distritu/Population by Age Group and District, 2010²

	Feto/Female					Mane/Male				
	<1-5	6-11	12-14	15-17	18+	<1-5	6-11	12-14	15-17	18+
Total	89 183	86 966	37 095	35 765	273 202	95 222	93 466	39 974	36 203	279 333
Rejiaun/ Region 1	23 957	24 461	10 598	9 186	73 459	25 695	26 663	11 469	9 669	69 102
Baucau	9 141	9 217	4 195	3 820	28 947	9 691	10 105	4 587	4 007	27 984
Lautem	5 226	5 623	2 414	1 961	15 159	5 564	5 952	2 605	2 171	13 112
Manatuto	3 577	3 587	1509	1 293	10 932	3 800	3 920	1 644	1 430	11 050
Viqueque	6 013	6 034	2 480	2 112	18 421	6 640	6 686	2 633	2 061	16 956
Rejiaun/ Region 2	22 784	20 511	8 648	10 343	78 515	24 559	22 148	9 300	10 120	90 501
Dili	17 353	15 489	6 384	8 045	62 367	18 863	16 721	6 769	7 892	74 143
Liquica	5 431	5 022	2 264	2 298	16 148	5 696	5 427	2 531	2 228	16 358
Rejiaun/ Region 3	13 160	13 363	5 801	5 215	36 444	14 131	14 428	6 431	5 424	37 731
Aileu	3 544	3 886	1 772	1 660	10 561	3 717	4 253	1 851	1 766	11 315
Ainaro	5 521	5 313	2 262	1 851	14 045	6 045	5 685	2 505	1 973	13 975
Manufahi	4 095	4 164	1 767	1 704	11 838	4 369	4 490	2 075	1 685	12 441
Rejiaun/ Region 4	23 088	23 296	10 149	9 286	67 753	24 218	24 630	10 702	9 355	66 091
Bobonaro	7 960	7 676	3 062	3 022	24 414	8 421	8 168	3 206	3 036	23 084
Covalima	4 605	5 077	2 333	2 141	15 317	4 897	5 554	2 465	2 195	14 871
Ermera	10 523	10 543	4 754	4 123	28 022	10 900	10 908	5 031	4 124	28 136
Rejiaun/ Region 5	6 194	5 335	1 899	1 735	17 031	6 619	5 597	2 072	1 635	15 908
Oecusse	6 194	5 335	1 899	1 735	17 031	6 619	5 597	2 072	1 635	15 908

² Fonte dados: Populasaun no Sensus Uma-kain iha 2010, Volume 2/Data source: Population and Housing Census 2010, Volume 2

Tabela/Table 3

Númeru Labarik Feto ho Labarik Mane Matrikuladu iha Eskola Primáriu no Pre-Sekundáriu tui Tipu Instituisaun /Number of Primary and Pre-Secondary Girls and Boys Enrolled by Type of Institution

	Primáriu/Primary				Pre-Sekundáriu/Pre-Secondary								Rua ne'e/Both							
	Públiku/Public				Privadu/Private				Públiku/Public				Privadu/Private							
	Total/ Total	LF/ Girl	LM/ Boy	% F/M G/B	Total/ Total	LF/ Girl	LM/ Boy	% F/M G/B	Total/ Total	LF/ Girl	LM/ Boy	% F/M G/B	Total/ Total	LF/ Girl	LM/ Boy	% F/M G/B				
Rejiaun/Region 1	55 092	26 378	28 714	92	15 012	7 000	8 012	87	14 038	6 968	7 070	99	3 728	1 781	1 947	91	87 870	42 127	45 743	92
Baucau	14 612	6 997	7615	92	11 814	5 500	6 314	87	5 391	2 707	2 684	101	1 845	879	966	91	33 662	16 083	17 579	91
Lautem	14 958	7 284	7674	95	863	404	459	88	3 263	1 626	1 637	99	893	406	487	83	19 977	9 720	10 257	95
Manatuto	9 397	4 446	4951	90	662	303	359	84	1 898	917	981	93	420	226	194	116	12 377	5 892	6 485	91
Viqueque	16 125	7 651	8474	90	1 673	793	880	90	3 486	1 718	1 768	97	570	270	300	90	21 854	10 432	11 422	91
Rejiaun/Region 2	40 587	19 323	21264	91	8 410	4 019	4 391	92	11 239	5 455	5 784	94	6 194	3 173	3 021	105	66 430	31 970	34 460	93
Dili	28 645	13 681	14964	91	7 436	3 583	3 853	93	8 631	4 239	4 392	97	5 600	2 851	2 749	104	50 312	24 354	25 958	94
Liquica	11 942	5 642	6300	90	974	436	538	81	2 608	1 216	1 392	87	594	322	272	118	16 118	7 616	8 502	90
Rejiaun/Region 3	32 955	15 728	17227	91	2 496	1 172	1 324	89	7 400	3 809	3 591	106	1 628	811	817	99	44 479	21 520	22 959	94
Aileu	9 346	4 411	4935	89	924	425	499	85	2 509	1 303	1 206	108	220	126	94	134	12 999	6 265	6 734	93
Ainaro	13 944	6 629	7315	91	468	215	253	85	2 286	1 177	1 109	106	840	388	452	86	17 538	8 409	9 129	92
Manufahi	9 665	4 688	4977	94	1 104	532	572	93	2 605	1 329	1 276	104	568	297	271	110	13 942	6 846	7 096	96
Rejiaun/Region 4	59 662	28 728	30934	93	3 820	1 894	1 926	98	13 229	6 429	6 800	95	950	488	462	106	77661	37 539	40 122	94
Bobonaro	19 545	9 490	10055	94	925	470	455	103	4 304	2 158	2 146	101	299	138	161	86	25 073	12 256	12 817	96
Covalima	12 318	5 959	6359	94	2 300	1 149	1 151	100	4 067	1 998	2 069	97	277	144	133	108	18 962	9 250	9 712	95
Ermera	27 799	13 279	14520	91	595	275	320	86	4 858	2 273	2 585	88	374	206	168	123	33 626	16 033	17 593	91
Rejiaun/Region 5	11 028	5 459	5 569	98	1 500	709	791	90	1 853	898	955	94	638	323	315	103	15 019	7 389	7 630	97
Oecusse	11 028	5 459	5 569	98	1 500	709	791	90	1 853	898	955	94	638	323	315	103	15 019	7 389	7 630	97
NASIONAL/NATIONAL	199 324	95 616	103 708	92	31 238	14 794	16 444	90	47 759	23 559	24 200	97	13 138	6 576	6 562	100	291 459	140 545	150 914	93

LF: Labarik Feto, LM: Labarik Mane
Dados apresentados iha leten hasal hosi EMIS iha loran 26 Setembru 2011/ Data presented above were derived from EMIS as of 26th September 2011

Númeru Labarik Feto ho Labarik Mane Matrikuladu iha Eskola Primáriu no Pre-Sekundáriu tuir Grau no Síklu/Number of Primary and Pre-Secondary Girls and Boys Enrolled by Grade and Cycle (Pájina 1 husi 3/ Page 1 of 3)

	Primáriu/Primary																		
	Siklu/Cycle 1																		
	Grau/Grade 1				Grau/Grade 2				Grau/Grade 3				Grau/Grade 4						
	Total/Total	LF/Girl	LM/Boy		Total/Total	LF/Girl	LM/Boy		Total/Total	LF/Girl	LM/Boy		Total/Total	LF/Girl	LM/Boy				
Rejjaun/Region 1	19 680	9 171	10 509		13 651	6 292	7 359		11 879	5 714	6 165		9 664	4 717	4 947		54 874	25 894	28 980
Baucau	7 040	3 281	3 759		5 095	2 322	2 773		4 535	2 483	2 352		3 797	1 818	1 979		20 467	9 604	10 863
Lautem	4 669	2 205	2 464		2 915	1 381	1 534		2 600	1 296	1 304		2 046	1 005	1 041		12 230	5 887	6 343
Manatuto	3 022	1 406	1 616		2 021	929	1 092		1 687	796	891		1 258	632	626		7 988	3 763	4 225
Viqueque	4 949	2 279	2 670		3 620	1 660	1 960		3 057	1 439	1 618		2 563	1 262	1 301		14 189	6 640	7 549
Rejjaun/Region2	12 072	5 735	6 337		9 505	4 475	5 030		8 735	4 137	4 598		7 058	3 406	3 652		37 370	17 753	19 617
Dili	8 657	4 165	4 492		6 893	3 223	3 670		6 456	3 083	3 373		5 212	2 539	2 673		27 218	13 010	14 208
Liquica	3 415	1 570	1 845		2 612	1 252	1 360		2 279	1 054	1 225		1 846	867	979		10 152	4 743	5 409
Rejjaun/Region3	9 418	4 456	4 962		7 053	3 306	3 747		6 434	3 020	3 414		4 834	2 328	2 506		27 739	13 110	14 629
Aileu	2 699	1 277	1 422		2 072	963	1 109		1 903	861	1 042		1 339	636	703		8 013	3 737	4 276
Ainaro	4 134	1 942	2 192		2 955	1 406	1 549		2 624	1 213	1 411		1 928	931	997		11 641	5 492	6 149
Manufahi	2 585	1 237	1 348		2 026	937	1 089		1 907	946	961		1 567	761	806		8 085	3 881	4 204
Rejjaun/Region 4	19 880	9 417	10 463		12 874	6 225	6 649		10 741	5 212	5 529		8 082	3 933	4 149		51 577	24 787	26 790
Bobonaro	6 467	3 058	3 409		4 237	2 092	2 145		3 372	1 687	1 685		2 576	1 217	1 359		16 652	8 054	8 598
Covalima	4 374	2 051	2 323		3 058	1 477	1 581		2 368	1 166	1 202		1 792	895	897		11 592	5 589	6 003
Ermera	9 039	4 308	4 731		5 579	2 656	2 923		5 001	2 359	2 642		3 714	1 821	1 893		23 333	11 144	12 189
Rejjaun/Region 5	4 197	1 985	2 212		2 679	1 303	1 376		2 042	1 060	982		1 478	729	749		10 396	5 077	5 319
Oecusse	4 197	1 985	2 212		2 679	1 303	1 376		2 042	1 060	982		1 478	729	749		10 396	5 077	5 319
NASIONAL/NATIONAL	65 247	30 764	34 483		45 762	21 601	24 161		39 831	19 143	20 688		31 116	15 113	16 003		18 4956	86 621	95 335

LF: Labarik Foto. LM: Labarik Mane
 Dadus a prezenta ita leten nasal hosti EMS ita lon 26 Setembru 2011/Data presented above were derived from EMS as of 26th September 2011

Tabela/Table 4

Número Labarik Feto ho Labarik Mane Matrikuladu iha Eskola Primáriu no Pre-Sekundáriu tuir Grau no Síklu/Number of Primary and Pre-Secondary Girls and Boys Enrolled by Grade and Cycle (Páina 2 husi 3/Page 2 of 3)

	Primáriu/Primary											
	Síklu/Cycle 2						Síklu 2 Totál/Cycle 2 Total					
	Grau/Grade 5			Grau/Grade 6			Totál/Total			Totál/Total		
	LF/ Total	Girl	Boy	LM/ Total	Boy	LM/ Total	LF/ Total	Girl	Boy	LM/ Total	Girl	Boy
Rejaun/Region 1	7 997	3 881	4 116	7 233	3 603	3 630	15 230	7 484	7 746	70 104	33 378	36 726
Baucau	3 161	1 502	1 659	2 798	1 391	1 407	5 959	2 893	3 066	26 426	12 497	13 929
Lautem	1 890	961	929	1 701	840	861	3 591	1 801	1 790	15 821	7 688	8 133
Manatuto	1 053	468	585	1 018	518	500	2 071	986	1 085	10 059	4 749	5 310
Viqueque	1 893	950	943	1 716	854	862	3 609	1 804	1 805	17 798	8 444	9 354
Rejaun/Region 2	5 966	2 833	3 133	5 661	2 756	2 905	11 627	5 589	6 038	48 997	23 342	25 655
Dili	4 582	2 200	2 382	4 281	2 054	2 227	8 863	4 254	4 609	36 081	17 264	18 817
Liquica	1 384	633	751	1 380	702	678	2 764	1 335	1 429	12 916	6 078	6 838
Rejaun/Region 3	4 084	1 969	2 115	3 628	1 821	1 807	7 712	3 790	3 922	35 451	16 900	18 551
Alieu	1 200	564	636	1 057	535	522	2 257	1 099	1 158	10 270	4 836	5 434
Atnaro	1 500	726	774	1 271	626	645	2 771	1 352	1 419	14 412	6 844	7 568
Manufahi	1 384	679	705	1 300	660	640	2 684	1 339	1 345	10 769	5 220	5 549
Rejaun/Region 4	6 302	3 037	3 265	5 603	2 798	2 805	11 905	5 835	6 070	63 482	30 622	32 860
Bobonaro	2 065	1 026	1 039	1 753	880	873	3 818	1 906	1 912	20 470	9 960	10 510
Cova Lima	1 590	775	815	1 436	744	692	3 026	1 519	1 507	14 618	7 108	7 510
Ermera	2 647	1 236	1 411	2 414	1 174	1 240	5 061	2 410	2 651	28 394	13 554	14 840
Rejaun/Region 5	1 099	577	522	1 033	514	519	2 132	1 091	1 041	12 528	6 168	6 360
Oecusse	1 099	577	522	1 033	514	519	2 132	1 091	1 041	12 528	6 168	6 360
NASIONAL/NATIONAL	25 448	12 297	13 151	23 158	11 492	11 666	48 606	23 789	24 817	230 562	110 410	120 152

LF: Labarik Feto, LM: Labarik Mane
 Datus apresentada iha leiten hasai hosi EMIS iha loran 26 Setembru 2011/Data presented above were derived from EMIS as of 26th September 2011

Tabela/Table 4

Númeru Labarik Feto ho Labarik Mane Matrikuladu iha Eskola Primáriu no Pre-Sekundáriu tuir Grau no Síklu/Number of Primary and Pre-Secondary Girls and Boys Enrolled by Grade and Cycle (páina 3 husi 3/Page 3 of 3)

	Pre-Sekundáriu/Pre-Secondary														
	Siklu/Cycle 3														
	Grau/Grade 7				Grau/Grade 8				Grau/Grade 9				Pre-Sekundáriu Total/Pre-Secondary Total		
	Total/Total	LF/Girl	LM/Boy		Total/Total	LF/Girl	LM/Boy		Total/Total	LF/Girl	LM/Boy		Total/Total	LF/Girl	LM/Boy
Rejaun/Region 1	6 733	3 307	3 426		5 780	2 870	2 910		5 253	2 572	2 681		17 766	8 749	9 017
	2 633	1 318	1 315		2 422	1 183	1 239		2 181	1 085	1 096		7 236	3 586	3 650
	1 593	774	819		1 394	689	705		1 169	569	600		4 156	2 032	2 124
	933	457	476		737	361	376		648	325	323		2 318	1 143	1 175
	1 574	758	816		1 227	637	590		1 255	593	662		4 056	1 988	2 068
Rejaun/Region 2	5 464	2 651	2 813		6 063	3 004	3 059		5 906	2 973	2 933		17 433	8 628	8 805
	4 335	2 121	2 214		5 011	2 505	2 506		4 885	2 464	2 421		14 231	7 090	7 141
	1 129	530	599		1 052	499	553		1 021	509	512		3 202	1 538	1 664
Rejaun/Region 3	3 103	1 550	1 553		3 094	1 584	1 510		2 831	1 486	1 345		9 028	4 620	4 408
	933	498	435		963	501	462		833	430	403		2 729	1 429	1 300
	1 143	548	595		1 023	524	499		960	493	467		3 126	1 565	1 561
	1 027	504	523		1 108	559	549		1 038	563	475		3 173	1 626	1 547
Rejaun/Region 4	4 917	2 433	2 484		4 626	2 224	2 402		4 636	2 260	2 376		14 179	6 917	7 262
	1 580	815	765		1 545	762	783		1 478	719	759		4 603	2 296	2 307
	1 512	763	749		1 400	661	739		1 432	718	714		4 344	2 142	2 202
	1 825	855	970		1 681	801	880		1 726	823	903		5 232	2 479	2 753
Rejaun/Region 5	953	466	487		761	387	374		777	368	409		2 491	1 221	1 270
	953	466	487		761	387	374		777	368	409		2 491	1 221	1 270
NASIONAL/NATIONAL	21 170	10 407	10 763		20 324	10 069	10 255		19 403	9 659	9 744		60 897	30 135	30 762

LF: Labarik Feto, LM: Labarik Mane
 Dados apresentados iha leten hasal hasi EMS ihaoron 26 Setembru 2011/Data presented above were derived from EMS as of 26th September 2011

Tabela/Table 5

Proporsauñ Labarik Feto ho Labarik Mane (%) iha Eskola Primáriu no Pre-Sekundáriu tui Síklu, Grau no tinan/ Ratio of Girls to Boys (%) in Primary and Pre-Secondary Schools by Cycle, Grade and Year (Pájlina 1 husi 2/Page 1 of 2)

	Primáriu/Primary Siklu/ Cycle 1													
	Grau/Grade 1				Grau/Grade 2				Grau/Grade 3				Grau/Grade 4	
	'07/'08	'08/'09	'10	'10	'07/'08	'08/'09	'10	'10	'07/'08	'08/'09	'10	'07/'08	'08/'09	'10
Região/Region 1	88	85	87	86	90	91	86	88	91	93	90	91	95	89
Baucau	88	84	87	84	89	91	84	83	92	93	88	87	92	88
Lautem	92	85	90	90	88	100	90	98	88	99	91	103	97	93
Manatuto	91	86	87	85	91	89	85	83	95	89	86	79	101	89
Viqueque	83	84	85	85	96	86	85	89	91	89	94	93	97	88
Região/Region 2	88	88	91	89	95	90	89	81	92	90	86	86	93	91
Dili	90	88	93	88	99	92	88	85	98	91	86	88	95	92
Liquica	85	88	85	92	88	85	92	73	83	86	88	80	89	88
Região/Region 3	84	86	90	88	85	88	88	86	88	89	85	86	93	90
Aileu	83	84	90	87	81	85	87	81	82	83	88	86	91	87
Ainaro	85	87	89	91	86	86	91	82	90	86	77	83	93	89
Manufahi	83	87	92	86	88	94	86	94	90	98	93	90	94	92
Região/Region 4	90	89	90	94	94	94	94	88	95	94	91	86	95	93
Bobonaro	97	89	90	98	95	101	98	89	94	100	93	88	90	94
Covailima	91	87	88	93	98	97	93	88	99	97	96	90	100	93
Ermera	84	89	91	91	92	88	91	87	94	89	87	81	96	91
Região/Region 5	95	90	90	95	94	96	95	110	97	108	108	121	97	96
Oecusse	95	90	90	95	94	96	95	110	97	108	108	121	97	96
NACIONAL/NATIONAL	88	87	89	89	91	91	89	87	92	93	89	89	94	91

Dados apresentados iha leten hasai husi EMIS iha loron 26 Setembru 2011/Data presented above were derived from EMIS as of 26th September 2011

Tabela/Table 5

Proporsاون Labarik Feto ho Labarik Mane (%) iha Eskola Primáriu no Pre-Sekundáriu tuir Siklu, Grau no Tinan/Ratio of Girls to Boys (%) in Primary and Pre-Secondary Schools by Cycle, Grade and Year (pájina 2 husi 2/ Page 2 of 2)

	Primáriu/Primary Siklu/ Cycle 2						Pre-Sekundáriu/Pre-Secondary Siklu/ Cycle 3														
	Grau/Grade 5		Grau/Grade 6		Total/Total		Grau/Grade 7		Grau/Grade 8		Grau/Grade 9		Total/Total								
	'07/'08	'08/'09	'10	'07/'08	'08/'09	'10	'07/'08	'08/'09	'10	'07/'08	'08/'09	'10	'07/'08	'08/'09	'10						
Região/Region 1	92	94	94	96	97	99	94	96	97	97	97	93	97	99	101	93	96	96	96	97	
	91	93	91	92	99	99	92	96	94	102	95	100	101	100	96	111	101	99	104	99	98
	92	92	103	98	98	98	95	95	101	96	91	95	89	96	98	96	87	95	93	91	96
	97	92	80	96	99	104	96	95	91	93	94	96	105	94	96	96	105	101	98	97	97
	91	98	101	100	94	99	95	96	100	92	107	93	81	93	108	95	81	90	88	94	96
Região/Region 2	88	88	90	92	90	95	90	89	93	91	96	94	109	92	98	96	108	101	101	99	98
	87	85	92	94	91	92	91	88	92	89	98	96	111	91	100	111	108	102	105	100	99
	91	95	84	88	86	104	89	91	93	98	87	89	104	96	90	75	108	99	92	96	92
Região/Region 3	91	90	93	97	95	101	94	92	97	101	99	100	11	103	105	114	111	111	108	104	105
	102	99	89	100	105	103	101	102	95	109	103	115	104	110	108	102	101	107	105	104	110
	83	82	94	91	85	97	86	84	95	91	97	92	105	102	105	119	109	106	105	102	100
	93	93	96	101	99	103	97	96	100	95	97	96	120	96	102	120	122	119	113	105	105
Região/Region 4	95	95	93	92	96	100	93	96	96	95	93	98	93	94	93	91	91	95	93	93	95
	101	102	99	98	104	101	99	103	100	91	98	107	91	89	97	90	90	95	91	92	100
	97	104	95	94	98	108	95	101	101	102	92	102	106	103	90	116	104	101	105	99	97
Região/Region 5	89	87	88	86	90	95	88	88	91	88	89	88	85	89	91	84	83	91	85	87	90
	111	113	111	100	114	99	105	114	105	103	95	96	80	100	104	85	81	90	86	91	96
NACIONAL/NATIONAL	92	93	94	94	96	99	93	94	96	96	96	97	99	96	98	98	98	99	98	97	98

Dados apresentados iha leten hasal husi EMIS iha loran 26 Setembru 2011/Data presented above were derived from EMIS as of 26th September 2011

Tabela/Table 6

Distribuisaun Idade Labarik Feto ho Labarik Mane iha Eskola Primáriu no Pre-Sekundáriu tuir Grau no Siklu /Age Distribution of Primary and Pre-Secondary Girls and Boys by Grade and Cycle (Páġina 1 husi 9/Page 1 of 9)

		Primáriu/Primary																							
		Siklu/Cycle 1																							
		Grau/Grade 1																							
		N/A		<6		6		7		8		9		10		11		>11							
		LF/G	LM/B	T	LF/G	LM/B	T	LF/G	LM/B	T	LF/G	LM/B	T	LF/G	LM/B	T	LF/G	LM/B	T	LF/G	LM/B	T	LF/G	LM/B	T
Região/Region 1	136	1 974	1 954	3928	3 134	3 397	6 531	2 161	2 523	4 684	1 008	1 301	2 309	492	740	1 232	206	312	518	67	124	191	51	100	151
Baucau	43	803	771	1574	1102	1247	2349	743	869	1612	335	450	785	171	233	404	66	105	171	25	28	53	12	37	49
Lautem	12	349	330	679	781	792	1573	600	656	1256	275	329	604	119	217	336	47	79	126	11	41	52	15	16	31
Manatuto	23	301	314	615	450	504	954	334	381	715	161	202	363	81	112	193	38	45	83	13	28	41	11	24	35
Viqueque	58	521	539	1060	801	854	1655	484	617	1101	237	320	557	121	178	299	55	83	138	18	27	45	13	23	36
Região/Region 2	56	1 210	1 115	2 325	2 498	2 618	5 116	1 094	1 367	2 461	488	639	1 127	236	323	559	121	139	260	38	52	90	28	50	78
Dili	32	928	866	1 794	2 020	2 101	4 121	730	900	1630	285	341	626	106	154	260	49	63	112	24	21	45	14	23	37
Liquica	24	282	249	531	478	517	995	364	467	831	203	298	501	130	169	299	72	76	148	14	31	45	14	27	41
Região/Region 3	128	1 172	1 151	2 323	1 379	1 389	2 768	950	1 120	2 070	475	613	1 088	238	342	580	121	163	284	32	66	98	26	53	79
Aileu	26	274	280	554	399	368	767	299	358	657	157	204	361	69	104	173	41	53	94	12	23	35	11	21	32
Anaro	74	583	564	1 147	569	638	1207	373	432	805	203	257	460	107	144	251	50	70	120	14	31	45	7	18	25
Manufahi	28	315	307	622	411	383	794	278	330	608	115	152	267	62	94	156	30	40	70	6	12	18	8	14	22
Região/Region 4	216	2 226	2 265	4 491	2 627	2 753	5 380	2 077	2 363	4 440	1 158	1 403	2 561	690	811	1 501	304	428	732	127	175	302	90	167	257
Bobonaro	53	693	695	1388	970	1004	1974	685	811	1496	385	490	875	184	221	405	67	98	165	25	29	54	18	39	57
Coimalima	38	525	505	1030	662	708	1370	488	596	1084	202	286	488	92	136	228	39	48	87	13	15	28	5	16	21
Ermera	125	1008	1065	2073	995	1041	2036	904	956	1860	571	627	1198	414	454	868	198	282	480	89	131	220	67	112	179
Região/Region 5	21	284	263	547	614	597	1211	447	533	980	302	354	656	213	265	478	84	125	209	17	33	50	11	34	45
Oecusse	21	284	263	547	614	597	1211	447	533	980	302	354	656	213	265	478	84	125	209	17	33	50	11	34	45
NASIONAL/NATIONAL	557	6 866	6 748	13 614	10252	10754	21006	6729	7906	14 635	3 431	4 310	7 741	1 869	2 481	4 350	836	1 167	2 003	281	450	731	206	404	610

LF: Labarik Feto, LM: Labarik Mare, G: Grr, B: Bov, T: Total/Total

LF: Labarik Feto, LM: Labarik Mane, G: Girl, B: Boy, T: Total/Total

Tabela/Table 6

Distribuisaun Idade Labarik Feto ho Labarik Mane iha Eskola Primáriu no Pre-Sekundáriu tuir Grau no Siklu /Age Distribution of Primary and Pre-Secondary Girls and Boys by Grade and Cycle (páġina 2 husi 9/Page 2 of 9)

	Primáriu/Primary																								
	Siklu/Cycle 1																								
	Grau/Grade 2																								
	N/A	<7			7			8			9			10			11			12			>12		
		LF/G	LM/B	T	LF/G	LM/B	T	LF/G	LM/B	T	LF/G	LM/B	T	LF/G	LM/B	T	LF/G	LM/B	T	LF/G	LM/B	T	LF/G	LM/B	T
Regiaun/Region 1	22	547	463	1010	1687	1680	3367	1744	1983	3727	1227	1650	2877	607	826	1433	250	410	660	137	176	313	87	155	242
Baucau	7	222	204	426	634	668	1302	643	741	1384	443	581	1024	202	303	505	96	152	248	49	65	114	32	53	85
Lautem	6	83	50	133	331	305	636	391	442	833	304	368	672	156	194	350	57	99	156	39	43	82	18	29	47
Manatuto	1	72	39	111	258	240	498	265	285	550	186	268	454	82	128	210	36	63	99	21	29	50	9	39	48
Viqueque	8	170	170	340	464	467	931	445	515	960	294	433	727	167	201	368	61	96	157	28	39	67	28	34	62
Regiaun/Region 2	26	497	469	966	1739	1753	3492	1116	1331	2447	639	782	1421	279	395	674	113	144	257	42	83	125	36	61	97
Dili	16	422	403	825	1456	1491	2947	786	1015	1801	366	467	833	120	175	295	39	52	91	16	37	53	10	22	32
Liquica	10	75	66	141	283	262	545	330	316	646	273	315	588	159	220	379	74	92	166	26	46	72	26	39	65
Regiaun/Region 3	27	442	408	850	974	1028	2002	838	906	1744	579	739	1318	269	373	642	112	156	268	48	64	112	28	62	90
Alieu	1	84	67	151	254	291	545	260	264	524	180	228	408	99	140	239	44	68	112	27	19	46	15	31	46
Ainaro	7	226	207	433	423	471	894	349	364	713	237	285	522	95	125	220	48	47	95	13	28	41	10	20	30
Manufahi	19	132	134	266	297	266	563	229	278	507	162	226	388	75	108	183	20	41	61	8	17	25	3	11	14
Regiaun/Region 4	56	753	677	1430	1532	1488	3020	1522	1627	3149	1268	1381	2649	630	750	1380	279	364	643	111	164	275	107	165	272
Bobonaro	3	194	198	392	529	487	1016	599	612	1211	411	437	848	199	215	414	78	103	181	41	45	86	40	46	86
Covalima	16	202	150	352	432	419	851	386	393	779	281	322	603	114	177	291	40	72	112	9	19	28	9	17	26
Ermera	37	357	329	686	571	582	1153	537	622	1159	576	622	1198	317	358	675	161	189	350	61	100	161	58	102	160
Regiaun/Region 5	17	82	61	143	293	272	565	342	356	698	339	336	675	166	198	364	46	90	136	16	24	40	12	29	41
Oecusse	17	82	61	143	293	272	565	342	356	698	339	336	675	166	198	364	46	90	136	16	24	40	12	29	41
NASIONAL/NATIONAL	148	2321	2078	4399	6225	6221	12446	5562	6203	11765	4052	4888	8940	1951	2542	4493	800	1164	1964	354	511	865	270	472	742

LF: Labarik Feto, LM: Labarik Mane, G: Girl, B: Boy, T: Total/Total

Distribuisaun Idade Labarik Mane iha Eskola Primáriu no Pre-Sekundáriu tuir Grau no Siklu / Age Distribution of Primary and Pre-Secondary Girls and Boys by Grade and Cycle (página 3 husi 9 / Page 3 of 9)

LF: Labarik Feto, LM: Labarik Mane, G: Girl, B: Boy, T: Total/Total

Distribuisaun Idade Labarik Mane iha Eskola Primáriu no Pre-Sekundáriu tuir Grau no Síklu / Age Distribution of Primary and Pre-Secondary Girls and Boys by Grade and Cycle (Páina 4 husi 9 / Page 4 of 9)

Dados apresentados na tabela foram extraídos do EWS em 26 de setembro de 2011.

Tabela/Table 6

Distribuisaun Idade Labarik Feto ho Labarik Mane iha Eskola Primáriu no Pre-Sekundáriu tuir Grau no Síklu /Age Distribution of Primary and Pre-Secondary Girls and Boys by Grade and Cycle (Pájinia 5 husi 9/Page 5 of 9)

Primáriu/Primary																										
Siklu/Cycle 2																										
Grau/Grade 5																										
N/A	<10		10		11		12		13		14		15		>15		LF/G	LM/B	T							
	LF/G	LM/B	T	LF/G	LM/B	T	LF/G	LM/B	T	LF/G	LM/B	T	LF/G	LM/B	T	LF/G				LM/B	T					
Reglaun/Region 1	11	135	77	212	684	529	1213	995	932	1927	886	1037	1923	590	680	1270	310	437	747	154	224	378	124	192	316	
Baucau	0	76	46	122	296	261	557	397	362	759	303	422	725	219	246	465	113	155	268	59	83	142	39	84	123	
Lautem	1	20	8	28	157	94	251	230	211	441	248	253	501	147	170	317	81	120	201	43	47	90	35	25	60	
Manatuto	5	12	11	23	93	78	171	104	131	235	128	140	268	65	99	164	31	51	82	16	41	57	17	31	48	
Viqueque	5	27	12	39	138	96	234	264	228	492	207	222	429	159	165	324	85	111	196	36	53	89	33	52	85	
Reglaun/Region 2	11	178	125	303	889	778	1667	725	791	1516	453	621	1074	298	382	680	143	219	362	73	111	184	66	103	169	
Dili	9	158	110	268	790	700	1490	599	642	1241	315	456	771	185	235	420	81	131	212	38	59	97	28	46	74	
Liquica	2	20	15	35	99	78	177	126	149	275	138	165	303	113	147	260	62	88	150	35	52	87	38	57	95	
Reglaun/Region 3	9	128	88	216	402	332	734	505	454	959	402	491	893	269	318	587	137	181	318	61	120	181	63	124	187	
Aileu	1	12	8	20	59	70	129	146	114	260	137	152	289	93	111	204	70	77	147	20	49	69	26	55	81	
Ainaro	1	58	38	96	187	152	339	179	182	361	141	173	314	91	116	207	32	49	81	24	36	60	14	27	41	
Manufahi	7	58	42	100	156	110	266	180	158	338	124	166	290	85	91	176	35	55	90	17	35	52	23	42	65	
Reglaun/Region 4	7	130	105	235	540	507	1047	744	703	1447	686	796	1482	443	506	949	255	299	554	122	158	280	114	187	301	
Bobonaro	0	46	32	78	176	139	315	252	233	485	242	245	487	148	170	318	83	99	182	49	62	111	30	59	89	
Covalima	3	21	15	36	150	137	287	200	199	399	197	226	423	120	136	256	59	60	119	20	21	41	7	19	26	
Ermera	4	63	58	121	214	231	445	292	271	563	247	325	572	175	200	375	113	140	253	53	75	128	77	109	186	
Reglaun/Region 5	4	8	7	15	74	70	144	126	90	216	171	128	299	83	106	189	45	49	94	38	36	74	28	36	64	
Oecusse	4	8	7	15	74	70	144	126	90	216	171	128	299	83	106	189	45	49	94	38	36	74	28	36	64	
NASIONAL/NATIONAL	42	579	402	981	2 589	2 216	4 805	3 095	2 970	6 065	2 598	3 073	5 671	1 683	1 992	3 675	890	1 185	2 075	448	649	1 097	395	642	1 037	

Dados apresentados iha leten hasa husi EMIS iha loran 26 Setembru 2011/Data presented above were derived from EMIS as of 26th September 2011

LF: Labarik Feto, LM: Labarik Mane, G: Girl, B: Boy, T: Total/Total

Distribuisaun Idade Labarik Feto ho Labarik Mane iha Eskola Primáriu no Pre-Sekundáriu tuir Grau no Síklu / Age Distribution of Primary and Pre-Secondary Girls and Boys by Grade and Cycle (página 6 lusi 9 / Page 6 of 9)

Dados apresentados na tabela foram extraídos de EMS em 26 de Setembro de 2011.

Tabela/Table 6

Distribuisaun Idade Labarik Feto ho Labarik Mane iha Eskola Primáriu no Pre-Sekundáriu tuir Grau no Siklu /Age Distribution of Primary and Pre-Secondary Girls and Boys by Grade and Cycle (Pájlina 7 husi 9/Page 7 of 9)

	Primáriu/Primary																								
	Siklu/Cycle 3																								
	Grau/Grade 7																								
	N/A	<12		12		13		14		15		16		17		>17									
		LF/G	LM/B	T	LF/G	LM/B	T	LF/G	LM/B	T	LF/G	LM/B	T	LF/G	LM/B	T	LF/G	LM/B	T						
Regiaun/Region 1	7	143	118	261	511	418	929	725	687	1412	713	726	1439	570	593	1163	331	413	744	173	247	420	136	222	358
Baucau	1	52	52	104	234	187	421	281	265	546	295	283	578	222	223	445	130	145	275	66	93	159	37	67	104
Lautem	2	23	17	40	86	79	165	193	161	354	171	192	363	139	158	297	91	96	187	35	60	95	35	55	90
Manatuto	4	19	16	35	79	52	131	104	96	200	84	86	170	73	65	138	37	80	117	30	39	69	28	41	69
Viqueque	0	49	33	82	112	100	212	147	165	312	163	165	328	136	147	283	73	92	165	42	55	97	36	59	95
Regiaun/Region 2	8	170	116	286	673	548	1221	687	665	1352	479	552	1031	327	396	723	177	286	463	78	152	230	56	94	150
Dili	8	154	105	259	625	500	1125	560	574	1134	375	441	816	215	290	505	109	162	271	44	93	137	35	45	80
Liquica	0	16	11	27	48	48	96	127	91	218	104	111	215	112	106	218	68	124	192	34	59	93	21	49	70
Regiaun/Region 3	2	116	90	206	297	212	509	335	296	631	289	286	575	228	248	476	138	175	313	84	128	212	62	117	179
Aileu	0	11	8	19	64	47	111	109	76	185	110	82	192	101	80	181	52	55	107	28	50	78	23	37	60
Ainaro	2	62	43	105	129	101	230	119	114	233	76	96	172	61	80	141	47	68	115	33	47	80	20	45	65
Manufahi	0	43	39	82	104	64	168	107	106	213	103	108	211	66	88	154	39	52	91	23	31	54	19	35	54
Regiaun/Region 4	9	113	81	194	331	280	611	531	456	987	521	514	1035	444	496	940	260	328	588	158	193	351	73	129	202
Bobonaro	1	23	23	46	117	84	201	171	120	291	160	165	325	166	150	316	95	120	215	63	58	121	20	44	64
Covalima	0	43	30	73	119	110	229	204	185	389	174	161	335	132	141	273	56	70	126	23	37	60	12	15	27
Emera	8	47	28	75	95	86	181	156	151	307	187	188	375	146	205	351	109	138	247	72	98	170	41	70	111
Regiaun/Region 5	3	28	17	45	57	44	101	77	57	134	86	83	169	76	81	157	58	75	133	46	63	109	37	65	102
Oecusse	3	28	17	45	57	44	101	77	57	134	86	83	169	76	81	157	58	75	133	46	63	109	37	65	102
NASIONAL/NATIONAL	29	570	422	992	1 869	1 502	3 371	2 355	2 161	4 516	2 088	2 161	4 249	1 645	1 814	3 459	964	1 277	2 241	539	783	1 322	364	627	991

Dados apresenta iha leten hasai husi EMS iha loron 26 Setembru 2011/ Data presented above were derived from EMS as of 26th September 2011

LF: Labarik Feto, LM: Labarik Mane, G: Grr, B: Boy, T: Total/ Total

Tabela/Table 6

Distribuisaun Idade Labarik Feto ho Labarik Mane iha Eskola Primáriu no Pre-Sekundáriu tuir Grau no Síklu /Age Distribution of Primary and Pre-Secondary Girls and Boys by Grade and Cycle (pájjina 8 husi 9/Page 8 of 9)

		Pre-Sekundáriu /Pre-Secondary																							
		Siklu/Cycle 3																							
		Grau/Grade 8																							
		N/A	<13				13		14		15		16		17		18		>18						
	LF/G	LM/B	T	LF/G	LM/B	T	LF/G	LM/B	T	LF/G	LM/B	T	LF/G	LM/B	T	LF/G	LM/B	T	LF/G	LM/B	T				
Regiaun/Region 1	4	120	80	200	434	323	757	620	531	1151	631	644	1275	480	567	1047	322	361	683	161	221	382	100	181	281
Baucau	2	60	39	99	214	157	371	262	232	494	242	259	501	192	248	440	112	160	272	64	93	157	36	50	86
Lautem	1	20	17	37	75	58	133	151	119	270	154	160	314	121	140	261	98	90	188	41	52	93	28	69	97
Manatuto	0	7	7	14	59	40	99	76	69	145	84	85	169	64	72	136	36	48	84	17	32	49	18	23	41
Viqueque	1	33	17	50	86	68	154	131	111	242	151	140	291	103	107	210	76	63	139	39	44	83	18	39	57
Regiaun/Region 2	7	184	139	323	644	474	1118	700	624	1324	571	640	1211	399	482	881	294	331	625	111	198	309	98	167	265
Dili	7	174	128	302	580	434	1014	595	539	1134	490	530	1020	311	385	696	220	240	460	73	140	213	59	106	165
Liquica	0	10	11	21	64	40	104	105	85	190	81	110	191	88	97	185	74	91	165	38	58	96	39	61	100
Regiaun/Region 3	4	107	67	174	261	232	493	325	275	600	334	290	624	229	255	484	172	188	360	89	103	192	65	98	163
Aileu	1	8	8	16	52	47	99	101	62	163	116	88	204	102	85	187	68	81	149	28	51	79	25	40	65
Ainaro	1	52	34	86	110	94	204	110	103	213	103	90	193	56	79	135	46	48	94	30	27	57	16	24	40
Manufahi	2	47	25	72	99	91	190	114	110	224	115	112	227	71	91	162	58	59	117	31	25	56	24	34	58
Regiaun/Region 4	1	108	102	210	327	265	592	437	451	888	508	516	1024	387	445	832	254	294	548	115	160	275	88	168	256
Bobonaro	0	30	23	53	85	72	157	113	118	231	176	168	344	160	152	312	111	112	223	52	66	118	35	72	107
Covalima	0	46	46	92	149	118	267	152	175	327	153	165	318	93	125	218	44	55	99	14	26	40	10	29	39
Ermera	1	32	33	65	93	75	168	172	158	330	179	183	362	134	168	302	99	127	226	49	68	117	43	67	110
Regiaun/Region 5	2	14	5	19	35	35	70	58	48	106	80	70	150	73	71	144	72	75	147	26	31	57	28	38	66
Oecusse	2	14	5	19	35	35	70	58	48	106	80	70	150	73	71	144	72	75	147	26	31	57	28	38	66
NASIONAL/NATIONAL	18	533	393	926	1701	1329	3030	2140	1929	4069	2124	2160	4284	1568	1820	3388	1114	1249	2363	502	713	1215	379	652	1031

LF: Labarik Feto, LM: Labarik Mane, G: Girl, B: Boy, T: Total/Total

Tabela/Table 6

Distribuisaun Idade Labarik Feto ho Labarik Mane iha Eskola Primáriu no Pre-Sekundáriu tuir Grau no Síklu / Age Distribution of Primary and Pre-Secondary Girls and Boys by Grade and Cycle (Pájlina 9 husi 9/Page 9 of 9)

Pre-Sekundáriu / Pre-Secondary																									
Siklu/Cycle 3																									
Grau/Grade 9																									
N/A	<14			14			15			16			17			18			19			>19			
	LF/G	LM/B	T	LF/G	LM/B	T	LF/G	LM/B	T	LF/G	LM/B	T	LF/G	LM/B	T	LF/G	LM/B	T	LF/G	LM/B	T	LF/G	LM/B	T	
Regiaun/Region 1	3	102	68	170	360	295	655	521	481	1002	575	577	1152	459	506	965	272	394	666	167	203	370	114	156	270
Baucau	2	59	34	93	180	147	327	220	212	432	226	234	460	196	196	392	110	156	266	61	73	134	32	43	75
Lautem	0	15	11	26	53	50	103	116	104	220	153	140	293	94	119	213	59	93	152	40	40	80	39	43	82
Manatuto	0	8	5	13	54	32	86	76	54	130	64	68	132	50	66	116	40	47	87	22	34	56	11	17	28
Viqueque	1	20	18	38	73	66	139	109	111	220	132	135	267	119	125	244	63	98	161	44	56	100	32	53	85
Regiaun/Region 2	4	172	101	273	555	404	959	704	579	1283	540	572	1112	456	487	943	271	356	627	148	237	385	127	193	320
Dili	3	164	92	256	508	377	885	616	510	1126	438	491	929	351	383	734	203	274	477	103	172	275	81	119	200
Liquica	1	8	9	17	47	27	74	88	69	157	102	81	183	105	104	209	68	82	150	45	65	110	46	74	120
Regiaun/Region 3	2	110	57	167	208	166	374	335	238	573	293	263	556	251	221	472	152	153	305	76	125	201	60	121	181
Alieu	2	7	6	13	32	28	60	85	45	130	92	90	182	100	84	184	54	68	122	37	45	82	22	36	58
Ainaro	0	55	27	82	87	70	157	116	97	213	101	88	189	63	61	124	40	41	81	16	37	53	15	46	61
Manufahi	0	48	24	72	89	68	157	134	96	230	100	85	185	88	76	164	58	44	102	23	43	66	23	39	62
Regiaun/Region 4	2	108	79	187	291	208	499	471	372	843	462	496	958	425	453	878	239	282	521	154	259	413	110	225	335
Bobonaro	0	27	24	51	88	64	152	141	126	267	145	149	294	124	151	275	103	96	199	59	84	143	32	65	97
Covalima	0	51	31	82	122	87	209	191	150	341	164	188	352	104	128	232	43	57	100	27	42	69	16	31	47
Emera	2	30	24	54	81	57	138	139	96	235	153	159	312	197	174	371	93	129	222	68	133	201	62	129	191
Regiaun/Region 5	2	13	17	30	35	32	67	59	54	113	74	67	141	82	72	154	59	70	129	31	48	79	14	48	62
Oecusse	2	13	17	30	35	32	67	59	54	113	74	67	141	82	72	154	59	70	129	31	48	79	14	48	62
NASIONAL/NATIONAL	13	505	322	827	1449	1105	2554	2090	1724	3814	1944	1975	3919	1673	1739	3412	993	1255	2248	576	872	1448	425	743	1168

LF: Labarik Feto, LM: Labarik Mane, G: Girl, B: Boy, T: Total/Total

Tabela/Table 7

Persentajen Distribuisaun Idade Estudante sira iha Eskola Primáriu tuir Grau, Distritu no Rejaun/Percentage of Age Distribution of Primary Students by Grade, District and Region (página 1 husi 3/Page 1 of 3)

Primáriu/Primary Siklu/Cycle 1																		
Grau/Grade 1										Grau/Grade 2								
N/A										N/A								
Reijaun/Region 1	1	20	33	24	12	6	3	1	1	0	7	25	27	21	10	5	2	2
Baucau	1	22	33	23	11	6	2	1	1	0	8	26	27	20	10	5	2	2
Lautem	0	15	34	27	13	7	3	1	1	0	5	22	29	23	12	5	3	2
Manatuto	1	20	32	24	12	6	3	1	1	0	5	25	27	22	10	5	2	2
Viqueque	1	21	33	22	11	6	3	1	1	0	9	26	27	20	10	4	2	2
Reijaun/Region 2	0	19	42	20	9	5	2	1	1	0	10	37	26	15	7	3	1	1
Dili	0	21	48	19	7	3	1	1	0	0	12	43	26	12	4	1	1	0
Liquica	1	16	29	24	15	9	4	1	1	0	5	21	25	23	15	6	3	2
Reijaun/Region3	1	25	29	22	12	6	3	1	1	0	12	28	25	19	9	4	2	1
Aileu	1	21	28	24	13	6	3	1	1	0	7	26	25	20	12	5	2	2
Alnaro	2	28	29	19	11	6	3	1	1	0	15	30	24	18	7	3	1	1
Manufahi	1	24	31	24	10	6	3	1	1	1	13	28	25	19	9	3	1	1
Reijaun/Region 4	1	23	27	22	13	8	4	2	1	0	11	23	24	21	11	5	2	2
Bobonaro	1	21	31	23	14	6	3	1	1	0	9	24	29	20	10	4	2	2
Covalima	1	24	31	25	11	5	2	1	0	1	12	28	25	20	10	4	1	1
Ermera	1	23	23	21	13	10	5	2	2	1	12	21	21	21	12	6	3	3
Reijaun/Region 5	1	13	29	23	16	11	5	1	1	1	5	21	26	25	14	5	1	2
Oecusse	1	13	29	23	16	11	5	1	1	1	5	21	26	25	14	5	1	2
NASIONAL/ NATIONAL	1	21	32	22	12	7	3	1	1	0	10	27	26	20	10	4	2	2

Dados apresenta iha leten hasai husi EMIS iha loron 26 Setembru 2011/Data presented above were derived from EMIS as of 26th September 2011

Tabela/Table 7

Persentajen Distribuisaun Idade Estudante sira iha Eskola Primáriu tuir Grau, Distritu no Rejaun/Percentage of Age Distribution of Primary Students by Grade, District and Region (Páina 2 husi 3/Page 2 of 3)

Primáriu/Primary Siklu/Cycle 1																		
Grau/Grade 3										Grau/Grade 4								
N/A										N/A								
Rejiaun/Region 1	0	5	20	25	23	13	7	3	3	0	4	17	24	23	15	9	4	4
	Baucau	0	6	21	25	12	7	4	3	0	5	19	24	23	14	8	4	3
	Lautem	0	3	18	24	23	17	8	4	3	0	3	14	24	23	18	11	4
	Manatuto	0	5	20	24	24	13	7	3	4	0	5	16	23	24	14	8	4
	Viqueque	0	6	19	26	24	12	7	3	3	0	4	15	26	24	14	9	5
Rejiaun/Region 2	0	9	32	25	17	9	5	2	2	0	8	28	26	18	10	5	3	2
	Dili	0	11	38	26	14	6	3	1	1	0	10	34	27	16	7	3	2
	Liquica	0	6	15	21	25	16	9	5	4	0	3	11	25	25	16	9	6
Rejiaun/Region 3	0	10	22	24	21	11	6	3	2	0	8	18	26	21	12	7	4	4
	Aileu	0	5	17	21	25	14	8	5	4	0	4	11	23	22	17	9	7
	Ainaro	0	13	26	25	19	9	4	2	2	0	10	22	26	21	10	5	3
	Manufahi	0	12	23	27	20	9	5	2	2	0	10	20	28	19	11	5	2
Rejiaun/Region 4	0	8	18	24	24	12	7	3	3	0	6	15	26	21	14	8	4	4
	Bobonaro	0	7	20	26	12	7	3	3	0	6	15	25	22	15	9	4	4
	Covalima	0	7	20	25	27	11	6	2	1	0	5	15	31	23	14	7	2
	Ermera	0	9	15	22	24	13	9	4	3	0	6	16	24	20	14	8	5
Rejiaun/Region 5	0	5	17	26	26	13	7	3	3	0	3	10	26	24	18	9	5	5
	Oecusse	0	5	17	26	13	7	3	3	0	3	10	26	24	18	9	5	5
NASIONAL/NATIONAL	0	8	22	25	22	12	6	3	3	0	6	19	26	21	13	7	4	4

Dados apresentados iha leten hasal husi EMIS iha loron 26 Setembru 2011/Data presented above were derived from EMIS as of 26th September 2011

Tabela/Table 7

Persentajen Distribuisaun Idade Estudante sira iha Eskola Primáriu tuir Grau, Distritu no Rejaiaun/Percentage of Age Distribution of Primary Students by Grade, District and Region (pájina 3 husi 3/Page 3 of 3)

Primáriu/Primary Siklu/Cycle 2																		
Grau/Grade 5										Grau/Grade 6								
N/A										N/A								
Reijaun/Region 1	0	3	15	24	24	16	9	5	4	0	4	15	22	22	16	11	5	5
	0	4	18	24	23	15	8	4	4	0	5	19	22	21	15	9	6	4
	0	1	13	23	27	17	11	5	3	0	2	11	21	25	18	13	4	6
	0	2	16	22	25	16	8	5	5	0	3	15	20	21	15	11	8	6
	0	2	12	26	23	17	10	5	4	0	3	14	24	23	16	12	5	4
Reijaun/Region 2	0	5	28	25	18	11	6	3	3	0	6	25	24	18	12	7	4	3
	0	6	33	27	17	9	5	2	2	0	7	31	25	17	10	6	2	2
	0	3	13	20	22	19	11	6	7	0	3	10	20	23	19	12	7	6
Reijaun/Region 3	0	5	18	23	22	14	8	4	5	0	7	17	21	20	14	9	6	4
	0	2	11	22	24	17	12	6	7	0	3	12	16	21	18	14	9	7
	0	6	23	24	21	14	5	4	3	0	11	20	24	19	12	6	4	3
	1	7	19	24	21	13	7	4	5	0	7	19	22	21	13	8	4	3
Reijaun/Region 4	0	4	17	23	24	15	9	4	5	0	5	15	23	22	16	9	5	4
	0	4	15	23	24	15	9	5	4	0	4	12	22	23	18	10	7	4
	0	2	18	25	27	16	7	3	2	0	4	19	28	25	14	6	3	1
	0	5	17	21	22	14	10	5	7	0	7	16	21	20	16	11	5	5
Reijaun/Region 5	0	1	13	20	27	17	9	7	6	0	3	11	22	22	13	11	8	9
	0	1	13	20	27	17	9	7	6	0	3	11	22	22	13	11	8	9
NASIONAL/ NATIONAL	0	4	19	24	22	14	8	4	4	0	5	18	23	21	15	9	5	4

Dados apresenta iha leten hasai husi EMIS iha loron 26 Setembru 2011/Data presented above were derived from EMIS as of 26th September 2011

Tabela/Table 8

Persentase Distribusi Siswa Ika Sekolah Pre-Sekundari menurut Tingkat, Distrik dan Wilayah
 Secondary Students by Grade, District and Region

	Pre-Sekundari/Pre-Secondary Sikulu/Cycle 3																			
	Tingkat/Grade 7										Tingkat/Grade 8									
	N/A	<12	12	13	14	15	16	17	>17	N/A	<13	13	14	15	16	17	18	>18	N/A	<14
Rejaun/Region 1	0	4	14	21	21	17	11	6	5	0	3	13	20	22	18	12	7	5	0	3
Baucau	0	4	16	21	22	17	10	6	4	0	4	15	20	21	18	11	6	4	0	4
Lautem	0	3	10	22	23	19	12	6	6	0	3	10	19	23	19	13	7	7	0	2
Manatuto	0	4	14	21	18	15	13	7	7	0	2	13	20	23	18	11	7	6	0	2
Viqueque	0	5	13	20	21	18	10	6	6	0	4	13	20	24	17	11	7	5	0	3
Rejaun/Region 2	0	5	22	25	19	13	8	4	3	0	5	18	22	20	15	10	5	4	0	5
Dili	0	6	26	26	19	12	6	3	2	0	6	20	23	20	14	9	4	3	0	5
Liquiçá	0	2	9	19	19	19	17	8	6	0	2	10	18	18	18	16	9	10	0	2
Rejaun/Region 3	0	7	16	20	19	15	10	7	6	0	6	16	19	20	16	12	6	5	0	6
Aileu	0	2	12	20	21	19	11	8	6	0	2	10	17	21	19	15	8	7	0	2
Ainaro	0	9	20	20	15	12	10	7	6	0	8	20	21	19	13	9	6	4	0	9
Manufahi	0	8	16	21	21	15	9	5	5	0	6	17	20	20	15	11	5	5	0	7
Rejaun/Region 4	0	4	12	20	21	19	12	7	4	0	5	13	19	22	18	12	6	6	0	4
Bobonaro	0	3	13	18	21	20	14	8	4	0	3	10	15	22	20	14	8	7	0	3
Covalima	0	5	15	26	22	18	8	4	2	0	7	19	23	23	16	7	3	3	0	6
Ermera	0	4	10	17	21	19	14	9	6	0	4	10	20	22	18	13	7	7	0	3
Rejaun/Region 5	0	5	11	14	18	16	14	11	11	0	2	9	14	20	19	19	7	9	0	4
Oecusse	0	5	11	14	18	16	14	11	11	0	2	9	14	20	19	19	7	9	0	4
NASIONAL/NATIONAL	0	5	16	21	20	16	11	6	5	0	5	15	20	21	17	12	6	5	0	4

Dados apresentados em 26 de Setembro de 2011/Data presented above were derived from EMIS as of 26th September 2011

Tabela/Table 9

Taxa Inskrisaun Brutu ba Labarik Mane ho Labarik Feto husi Eskola Primáriu no Sekundáriu (%) / Gross Enrolment Rate of Primary and Pre-Secondary Girls and Boys (%)

	Primáriu/ Primary												Pre-Sekundáriu/ Pre-Secondary			
	Siklu/Cycle 1				Siklu/Cycle 2				Siklu/Cycle 1 & 2				Siklu/Cycle 3			
	Totál/ Total	LF/ Girl	LM/ Boy		Totál/ Total	LF/ Girl	LM/ Boy		Totál/ Total	LF/ Girl	LM/ Boy		Totál/ Total	LF/ Girl	LM/ Boy	
Rejaun/Region 1																
Baucau	159.81	157.09	162.32		90.73	93.82	87.93		137.13	136.45	137.74		80.51	82.55	78.62	
	159.81	157.08	162.30		91.47	93.23	89.86		136.77	135.59	137.84		82.40	85.48	79.57	
Lautem	155.34	154.76	155.89		97.00	99.01	95.06		136.68	136.72	136.64		82.81	84.18	81.54	
Manatuto	156.41	150.76	161.82		86.29	90.38	82.89		133.99	132.39	135.46		73.52	75.75	71.47	
Viqueque	165.93	163.14	168.47		86.57	91.85	81.86		139.92	139.94	139.90		79.33	80.16	78.54	
Rejaun/Region 2																
Dili	126.23	124.50	127.84		89.06	89.40	88.75		114.86	113.80	115.83		97.13	99.77	94.68	
	120.45	119.38	121.46		92.19	92.66	91.76		112.02	111.46	112.54		108.20	111.06	105.50	
Liquiçá	144.86	141.12	148.31		80.33	80.37	80.28		123.61	121.03	126.00		66.78	67.93	65.74	
Rejaun/Region 3																
Aileu	149.13	144.81	153.22		83.92	87.94	80.37		127.56	126.47	128.58		73.81	79.64	68.54	
	145.72	140.07	151.04		85.49	90.23	81.43		126.18	124.45	127.77		75.32	80.64	70.23	
Ainaro	158.68	153.92	163.19		75.67	77.48	74.02		131.04	128.82	133.12		65.58	69.19	62.32	
Manufahi	140.22	137.77	142.56		92.94	99.41	87.28		124.44	125.36	123.59		82.59	92.02	74.55	
Rejaun/Region 4																
Bobonaro	160.52	157.30	163.61		75.38	77.41	73.52		132.46	131.45	133.41		68.00	68.15	67.86	
	152.30	151.05	153.48		77.76	81.31	74.51		129.20	129.76	128.67		73.44	74.98	71.96	
Covalima	162.28	161.91	162.64		86.75	93.48	80.89		137.50	140.00	135.22		90.54	91.81	89.33	
Ermera	166.01	159.79	172.14		68.43	67.53	69.27		132.37	128.56	136.05		53.47	52.15	54.72	
Rejaun/Region 5																
Oecusse	141.21	142.77	139.75		59.72	61.33	58.12		114.60	115.61	113.63		62.73	64.30	61.29	
NASIONAL/NATIONAL	149.10	146.54	151.50		83.24	85.40	81.26		127.78	126.96	128.55		79.02	81.24	76.96	

LF: Labarik Feto, LM: Labarik Mane
 Dadaus apresentada iha leten hasai husi EMS iha loron 26 Setembru 2011/Data presented above were derived from EMS as of 26th September 2011

Tabela/Table 10

Taxa Inskrisaun Líkidu ba Labarik Mane iha Eskola Primáriu no Pre-Sekundáriu (%) / Net Enrolment Rate of Primary and Pre-Secondary Girls and Boys (%)

	Primáriu/ Primary												Pre-Sekundáriu/ Pre-Secondary			
	Siklu/Cycle 1				Siklu/Cycle 2				Siklu/Cycle 1 & 2				Siklu/Cycle 3			
	Totál/ Total	LF/ Girl	LM/ Boy		Totál/ Total	LF/ Girl	LM/ Boy		Totál/ Total	LF/ Girl	LM/ Boy		Totál/ Total	LF/ Girl	LM/ Boy	
Rejaun/Region 1	97.72	98.64	96.88		26.64	30.44	23.20		98.00	98.81	97.25		30.24	33.60	27.13	
	97.83	98.82	96.92		30.21	34.03	26.73		98.24	99.03	97.51		33.14	37.50	29.15	
	95.72	98.26	93.34		24.64	27.98	21.40		96.59	97.62	95.61		28.75	31.48	26.22	
	96.18	95.35	96.97		24.42	27.22	22.08		95.71	95.79	95.64		27.09	31.01	23.48	
	100.33	100.71	99.98		24.13	28.82	19.95		100.26	101.36	99.27		28.65	30.65	26.78	
Rejaun/Region 2	87.37	87.99	86.79		37.95	41.71	34.50		88.59	89.44	87.80		42.08	47.12	37.39	
	89.01	89.94	88.14		45.04	49.58	40.89		89.36	90.61	88.20		50.34	55.81	45.18	
	82.08	81.67	82.45		18.16	19.99	16.46		86.21	85.84	86.55		19.42	22.61	16.55	
Rejaun/Region 3	92.68	92.52	92.83		27.80	32.81	23.38		92.65	93.50	91.86		28.52	33.03	24.44	
	83.43	83.77	83.12		20.45	24.47	17.02		85.85	86.54	85.21		23.13	27.26	19.18	
	102.21	100.25	104.06		29.25	33.12	25.72		99.05	98.42	99.63		28.47	32.32	24.99	
	89.37	91.02	87.79		32.69	39.94	26.35		90.93	93.73	88.33		33.65	39.73	28.48	
Rejaun/Region 4	96.22	96.39	96.05		22.82	24.83	20.98		95.67	96.00	95.37		23.84	25.99	21.80	
	95.96	96.87	95.09		21.89	25.09	18.98		93.86	95.51	92.31		23.20	25.73	20.77	
	102.13	104.49	99.92		28.84	32.62	25.55		101.45	103.92	99.19		39.97	43.33	36.80	
	93.41	92.01	94.79		20.59	21.13	20.09		94.15	92.54	95.72		16.34	17.65	15.11	
Rejaun/Region 5	89.16	92.24	86.28		13.95	15.85	12.06		85.87	87.59	84.22		17.25	19.48	15.20	
	89.16	92.24	86.28		13.95	15.85	12.06		85.87	87.59	84.22		17.25	19.48	15.20	
NASIONAL/NATIONAL	93.53	94.15	92.95		27.54	30.89	24.49		93.60	94.34	92.90		30.32	33.86	27.04	

LF: Labarik Feto, LM: Labarik Mane

Dados apresentados iha leiten hasai husi EMIS iha loron 26 Setembru 2011/Data presented above were derived from EMIS as of 26th September 2011

TML ne'ebé aas liu porsentu 100 tamba razau baun, porsentu estudante sira ne'ebé tama iha sistema iha tinan ida ne'e de'it no la tama iha sistema iha tinan koluik data moris estudante sira nian la relata no bolos/NER that is higher than 100 per cent is due to some reasons, such as, students recorded in the system only this year and were not in the system in the previous year; student's date of birth is not reported accurately.

Tabela/ Table 11

Taxa Matrícula Líkidu Labarik Feto ho Labarik Mane husi Eskola Primáriu (%) /
Net Intake Rate of Primary Girls and Boys (%)

	TML/NIR			
	Totál/Total	LF/Girl	LM/Boy	IPJ/GPI
Rejiaun/Region 1	57.99	58.92	57.15	1.03
Baucau	56.43	56.41	56.45	1.00
Lautem	63.81	65.86	61.83	1.07
Manatuto	53.31	54.27	52.48	1.03
Viqueque	58.03	59.05	57.09	1.03
Rejiaun/Region 2	61.72	63.03	60.51	1.04
Díli	66.91	68.42	65.52	1.04
Liquiçá	45.30	45.94	44.71	1.03
Rejiaun/Region 3	45.56	47.99	43.28	1.11
Aileu	42.01	45.56	38.60	1.18
Ainaro	50.27	50.52	50.05	1.01
Manufahi	42.46	46.91	38.31	1.22
Rejiaun/Region 4	47.87	48.73	47.05	1.04
Bobonaro	52.90	54.66	51.20	1.07
Covalima	54.91	56.80	53.23	1.07
Ermera	41.18	41.11	41.25	1.00
Rejiaun/Region 5	52.44	55.48	49.67	1.12
Oecusse	52.44	55.48	49.67	1.12
NACIONÁL/ NATIONAL	53.98	55.30	52.75	1.05

Dados apresenta iha leten hasai husi EMIS iha loran 26 Setembru 2011/Data presented above were derived from EMIS as of 26th September 2011

Tabela/Table 12

Taxa Matrícula Aparente ba Labarik Feto ho Labarik Mane husi Eskola Primáriu (%) / Apparent Intake Rate of Primary Girls and Boys (%)

	TMA/AIR			
	Totál/Total	LF/Girl	LM/Boy	IPJ/GPI
Rejiaun/Region 1	142.87	145.23	140.71	1.03
Baucau	140.78	143.90	138.00	1.04
Lautem	143.27	147.23	139.44	1.06
Manatuto	140.13	142.84	137.75	1.04
Viqueque	147.57	146.89	148.20	0.99
Rejiaun/Region 2	130.82	132.73	129.06	1.03
Díli	130.40	132.91	128.07	1.04
Liquiçá	132.16	132.15	132.17	1.00
Rejiaun/Region 3	137.08	140.19	134.16	1.04
Aileu	124.25	125.18	123.36	1.01
Ainaro	152.47	154.99	150.14	1.03
Manufahi	128.14	134.53	122.18	1.10
Rejiaun/Region 4	159.88	159.38	160.36	0.99
Bobonaro	147.07	148.69	145.50	1.02
Covalima	151.09	152.98	149.42	1.02
Ermera	172.81	169.61	175.91	0.96
Rejiaun/Region 5	147.51	148.45	146.64	1.01
Oecusse	147.51	148.45	146.64	1.01
NACIONÁL/ NATIONAL	143.90	145.45	142.45	1.02

Dados apresentados aqui foram extraídos do EMIS em 26 de Setembro de 2011 / Data presented above were derived from EMIS as of 26th September 2011

Tabela/Table 13

Proporsaun Alunu – Profesór iha Eskola Primáriu ho Pre-Sekundáriu /
Pupil – Teacher Ratio in Primary and Pre-Secondary Schools

	Primáriu/Primary			Pre-Sekundáriu/ Pre-Secondary	Totál/ Total
	Siklu/ Cycle 1	Siklu/ Cycle 2	Siklu/ Cycle 1 & 2	Siklu/ Cycle 3	
Rejiaun/Region 1	29.05	18.48	25.84	21.38	24.79
Baucau	27.00	18.68	24.54	19.40	23.22
Lautem	29.76	21.50	27.37	28.08	27.52
Manatuto	33.15	17.55	28.02	22.73	26.85
Viqueque	29.62	16.40	25.46	19.50	24.09
Rejiaun/Region 2	36.28	27.36	33.67	30.48	32.77
Díli	36.78	27.78	34.07	32.42	33.59
Liquiçá	35.01	26.08	32.62	24.08	30.47
Rejiaun/Region 3	29.76	17.69	25.91	21.34	24.83
Aileu	28.93	18.35	25.68	22.93	25.05
Ainaro	32.79	16.90	27.77	20.57	26.14
Manufahi	26.95	18.01	23.98	20.88	23.20
Rejiaun/Region 4	31.92	19.29	28.43	29.11	28.55
Bobonaro	33.24	20.42	29.75	29.13	29.64
Covalima	26.23	15.36	22.88	26.65	23.64
Ermera	34.67	21.72	31.34	31.52	31.37
Rejiaun/Region 5	42.78	19.04	35.29	25.42	33.15
Oecusse	42.78	19.04	35.29	25.42	33.15
NACIONÁL/ NATIONAL	31.87	20.14	28.38	25.26	27.67

Dados apresenta iha leten hasai husi EMIS iha loran 26 Setembru 2011/Data presented above were derived from EMIS as of 26th September 2011

Tabela/Table 14 Medida Klase Média iha Eskola Primáriu ho Pre-Sekundáriu tuir Tipu Instituisaun /Average Class Size in Primary and Pre-Secondary Schools by Type of Institution

	Primáriu/Primary															Pre-Sekundáriu/Pre-Secondary					
	Siklu/Cycle 1					Siklu/Cycle 2					Totál/Total					Públiku/Public			Siklu/Cycle 3		
	Públiku/Public		Privadu/Private			Públiku/Public		Privadu/Private			Públiku/Public		Privadu/Private			Públiku/Public		Públiku/Public		Privadu/Private	
	Total	LF/ Girl	LM/ Boy	Total	LF/ Girl	LM/ Boy	Total	LF/ Girl	LM/ Boy	Total	Total	LF/ Girl	LM/ Boy	Total	LF/ Girl	Total	LF/ Girl	Total	Total	LF/ Girl	LM/ Boy
	Total	LF/ Girl	LM/ Boy	Total	LF/ Girl	LM/ Boy	Total	LF/ Girl	LM/ Boy	Total	Total	LF/ Girl	LM/ Boy	Total	LF/ Girl	Total	LF/ Girl	Total	Total	LF/ Girl	LM/ Boy
Reijaun/ Region 1	27	13	14	26	12	14	22	11	11	22	26	12	13	25	11	37	18	18	32	15	16
Baucau	27	12	14	25	12	13	21	11	10	22	26	12	13	25	11	35	17	17	34	16	18
Lautem	28	13	14	26	11	14	25	12	12	27	27	13	14	26	12	47	23	23	34	15	18
Manatuto	28	13	14	27	12	14	20	9	10	17	26	12	13	24	11	31	15	16	26	14	12
Viqueque	27	12	14	33	16	16	21	10	10	24	26	12	13	30	14	38	18	19	28	13	15
Reijaun/ Region 2	34	16	18	37	17	19	28	13	14	29	33	15	17	34	16	47	23	24	44	22	21
Dili	39	19	20	38	18	20	32	15	16	31	37	17	19	36	17	50	24	25	46	23	22
Liquiçá	33	15	17	33	14	19	25	12	13	26	31	14	16	31	14	45	21	24	33	17	15
Reijaun/ Region 3	28	13	14	28	13	14	21	10	10	24	26	12	13	27	13	37	18	18	32	15	16
Aileu	26	12	13	29	13	16	22	10	11	20	25	11	13	26	12	41	21	20	36	21	15
Ainaro	32	15	16	21	9	11	24	11	12	16	30	14	15	20	9	33	17	16	32	14	17
Manufahi	25	12	13	28	13	14	23	11	11	26	24	11	12	27	13	34	17	16	29	15	14
Reijaun/ Region 4	33	16	17	24	12	12	24	11	12	20	31	15	16	23	11	44	21	23	26	13	13
Bobonaro	28	13	14	31	16	15	21	11	11	22	27	13	13	28	14	41	20	20	23	10	12
Covalima	27	13	14	30	14	15	17	9	9	24	24	12	12	28	14	43	21	22	39	20	19
Ermera	38	18	20	18	8	9	26	14	14	18	35	17	18	18	8	47	22	25	31	17	14
Reijaun/ Region 5	33	16	17	44	21	23	24	11	11	21	31	15	15	38	18	42	20	21	35	17	17
Oecusse	33	16	17	44	21	23	24	11	11	21	31	15	15	38	18	42	20	21	35	17	17
NASIONAL/ NATIONAL	31	14	16	29	14	15	24	11	12	24	29	14	15	28	13	41	20	21	33	16	16

LF: Labarik Feto, LM: Labarik Mame
 Dados apresentados iha leten lasal husi EMIS iha loran 26 Setembru 2011/Data presented above were derived from EMIS as of 26th September 2011

Tabela/Table 15

Númeru Labarik Feto ho Labarik Mane Matrikuladu iha Eskola Sekundáriu sira tuir Tipu Instituisaun/Number of Secondary Girls and Boys
Enrolled by Type of Institution

	Sekundáriu/Secondary											
	Públiku/Public				Privadu/Private				Rua ne'e Hotu/Both			
	Total/Total	LF/Girl	LM/Boy	% F/M G/B	Total/Total	LF/Girl	LM/Boy	% F/M G/B	Total/Total	LF/Girl	LM/Boy	% F/M G/B
Rejaun/Region 1	6 601	3 255	3 346	97	1 803	876	927	94	8 404	4 131	4 273	97
	2 964	1 513	1 451	104	1 078	473	605	78	4 042	1 986	2 056	97
	1 922	947	975	97	0	0	0	0	1 922	947	975	97
	398	185	213	87	386	212	174	122	784	397	387	103
	1 317	610	707	86	339	191	148	129	1 656	801	855	94
Rejaun/Region 2	11 818	5 435	6 383	85	7 701	3 940	3 761	105	19 519	9 375	10 144	92
	10 407	4 818	5 589	86	7 360	3 745	3 615	104	17 767	8 563	9 204	93
	1 411	617	794	78	341	195	146	134	1 752	812	940	86
Rejaun/Region 3	3 672	1 806	1 866	97	1 396	720	676	107	5 068	2 526	2 542	99
	1 158	562	596	94	498	266	232	115	1 656	828	828	100
	965	438	527	83	436	220	216	102	1 401	658	743	89
	1 549	806	743	108	462	234	228	103	2 011	1 040	971	107
Rejaun/Region 4	5 155	2 394	2 761	87	1 565	803	762	105	6 720	3 197	3 523	91
	1 993	1 000	993	101	226	109	117	93	2 219	1 109	1 110	100
	1 917	880	1 037	85	304	207	97	213	2 221	1 087	1 134	96
	1 245	514	731	70	1 035	487	548	89	2 280	1 001	1 279	78
Rejaun/Region 5	1 137	522	615	85	258	115	143	80	1 395	637	758	84
	1 137	522	615	85	258	115	143	80	1 395	637	758	84
NASIONAL/ NATIONAL	28 383	13 412	14 971	90	12 723	6 454	6 269	103	41 106	19 866	21 240	94

Dadus apresenta iha leten hasal ihusi EMIS iha loraon 26 Setembru 2011/Data presented above were derived from EMIS as of 26th September 2011

Tabela/Table 16

Númeru Labarik Feto ho Labarik Mane Matrikuladu iha Eskola Sekundáriu sira tui Grau/Number of Secondary Girls and Boys Enrolled by Grade

	Sekundáriu/Secondary											
	Grau/Grade 10			Grau/Grade 11			Grau/Grade 12			Total/Total		
	Total/Total	LF/Girl	LM/Boy	Total/Total	LF/Girl	LM/Boy	Total/Total	LF/Girl	LM/Boy	Total/Total	LF/Girl	LM/Boy
Rejaun/Region 1	3 324	1 647	1 677	2 357	1 193	1 164	2 723	1 291	1 432	8 404	4 131	4 273
Baucau	1 496	762	734	1 102	557	545	1 444	667	777	4 042	1 986	2 056
Lautem	804	383	421	546	276	270	572	288	284	1 922	947	975
Manatuto	353	180	173	197	103	94	234	114	120	784	397	387
Viqueque	671	322	349	512	257	255	473	222	251	1 656	801	855
Rejaun/Region 2	7 229	3 608	3 621	6 194	2 997	3 197	6 096	2 770	3 326	19 519	9 375	10 144
Dili	6 453	3 205	3 248	5 701	2 780	2 921	5 613	2 578	3 035	17 767	8 563	9 204
Liquica	776	403	373	493	217	276	483	192	291	1 752	812	940
Rejaun/Region3	2 126	1 107	1 019	1 409	723	686	1 533	696	837	5068	2526	2542
Aileu	705	366	339	476	242	234	475	220	255	1656	828	828
Ainaro	589	291	298	384	191	193	428	176	252	1401	658	743
Manufahi	832	450	382	549	290	259	630	300	330	2011	1040	971
Rejaun/Region4	2 840	1 372	1 468	2 026	971	1 055	1 854	854	1000	6720	3197	3523
Bobonaro	989	480	509	586	312	274	644	317	327	2 219	1 109	1 110
Covalima	948	473	475	644	325	319	629	289	340	2 221	1 087	1 134
Ermera	903	419	484	796	334	462	581	248	333	2 280	1 001	1 279
Rejaun/Region5	511	231	280	425	202	223	459	204	255	1395	637	758
Oecusse	511	231	280	425	202	223	459	204	255	1 395	637	758
NASIONAL/ NATIONAL	16 030	7 965	8 065	12 411	6 086	6 325	12 665	5 815	6 850	41 106	19 866	21 240

LF: Labarik Feto, LM: Labarik Mane
 Dadas apresenta iha leten hasal husi EMIS iha loran 26 Setembru 2011/ Data presented above were derived from EMIS as of 26th September 2011

Tabela/Table 17 Proporsauñ Labarik Feto ho Labarik Mane (%) iha Eskola Sekundáriu sira tuir Grau no tinan/Ratio of Girls to Boys (%) in Secondary Schools by Grade and Year

	Sekundáriu/Secondary											
	Grau/Grade 10			Grau/Grade 11			Grau/Grade 12			Total/Total		
	07/08	08/09	'10	07/08	08/09	'10	07/08	08/09	'10	07/08	08/09	'10
Rejiaun/Region 1	97	106	98	89	97	103	98	89	90	94	97	97
Baucau	85	101	104	83	84	102	119	83	86	91	88	97
Lautem	152	109	91	104	144	102	93	107	101	111	119	97
Manatuto	89	119	104	105	93	110	98	105	95	97	104	103
Viqueque	90	106	92	82	88	101	72	87	89	81	93	94
Rejiaun/Region2	95	108	100	90	97	94	101	83	83	95	96	92
Dili	96	110	99	94	97	95	101	87	85	97	98	93
Liquica	76	91	108	67	87	79	100	62	66	81	74	86
Rejiaun/Region 3	90	108	109	90	87	105	96	86	83	92	94	99
Aileu	100	109	108	84	90	103	95	86	86	90	96	100
Ainaro	76	99	98	92	72	99	102	86	70	88	85	89
Manufahi	102	118	118	93	101	112	92	85	91	96	100	107
Rejiaun/Regionn 4	86	100	94	78	84	92	101	75	85	86	86	91
Bobonaro	68	116	94	86	66	114	103	82	97	90	91	100
Covalima	100	115	100	81	102	102	121	77	85	96	96	96
Ermera	77	77	87	67	76	72	63	67	75	67	72	78
Rejiaun/Region 5	71	70	83	83	71	91	73	91	80	75	77	84
Oecusse	71	70	83	83	71	91	73	91	80	75	77	84
NASIONAL/ NATIONAL	92	105	99	87	92	96	98	84	85	91	94	94

Dadus apreñta iha leten hasal husi EMIS iha lorañ 26 Setembru 2011/Data presented above were derived from EMIS as of 26th September 2011

Tabela/Table 18

Númeru Estudante Sekundáriu sira tuir Grupu Idade no Grau/Number of Secondary Students by Age Group and Grade

(Páġina 1 husi 3/Page 1 of 3)

Sekundáriu/Secondary Grau/Grade 10																									
N/A		<15			15			16			17			18			19			20			>20		
		LF/G	LM/B	T	LF/G	LM/B	T	LF/G	LM/B	T	LF/G	LM/B	T	LF/G	LM/B	T	LF/G	LM/B	T	LF/G	LM/B	T	LF/G	LM/B	T
Reġjaun/Region 1	2	51	48	99	198	181	379	325	278	603	417	369	786	286	305	591	190	239	429	106	152	258	74	103	177
	1	32	28	60	107	104	211	170	145	315	188	175	363	115	110	225	77	85	162	44	52	96	29	34	63
	1	7	11	18	35	39	74	46	70	116	97	78	175	87	88	175	51	58	109	33	45	78	27	31	58
	0	3	3	6	17	10	27	42	23	65	56	46	102	28	41	69	18	30	48	10	12	22	6	8	14
	0	9	6	15	39	28	67	67	40	107	76	70	146	56	66	122	44	66	110	19	43	62	12	30	42
Reġjaun/Region 2	6	163	113	276	527	361	888	838	687	1 525	868	805	1 673	547	634	1 181	363	489	852	192	301	493	108	227	335
	5	153	108	261	503	341	844	777	650	1 427	766	731	1 497	465	560	1 025	306	425	731	150	254	404	83	176	259
	1	10	5	15	24	20	44	61	37	98	102	74	176	82	74	156	57	64	121	42	47	89	25	51	76
Reġjaun/Region 3	12	67	37	104	164	108	272	233	176	409	239	228	467	166	176	342	107	126	233	66	78	144	59	84	143
	2	9	4	13	29	21	50	73	40	113	77	71	148	76	70	146	48	53	101	31	42	73	22	37	59
	5	23	21	44	58	38	96	74	58	132	69	79	148	29	37	66	19	30	49	10	10	20	6	23	29
	5	35	12	47	77	49	126	86	78	164	93	78	171	61	69	130	40	43	83	25	26	51	31	24	55
Reġjaun/Region 4	1	51	48	99	146	108	254	309	224	533	325	335	660	242	247	489	155	214	369	87	162	249	57	129	186
	1	11	15	26	39	30	69	112	54	166	103	110	213	90	91	181	71	85	156	37	66	103	17	57	74
	0	22	23	45	71	62	133	136	113	249	131	118	249	66	67	133	29	42	71	11	34	45	7	16	23
	0	18	10	28	36	16	52	61	57	118	91	107	198	86	89	175	55	87	142	39	62	101	33	56	89
Reġjaun/Region 5	1	3	7	10	23	24	47	43	39	82	56	40	96	48	44	92	32	41	73	18	48	66	8	36	44
	1	3	7	10	23	24	47	43	39	82	56	40	96	48	44	92	32	41	73	18	48	66	8	36	44
NASIONAL/NATIONAL	22	335	253	588	1 058	782	1 840	1 748	1 404	3 152	1 905	1 777	3 682	1 289	1 406	2 695	847	1 109	1 956	469	741	1 210	306	579	885

Dados apresentados iha leten hasal husi EMIS iha loran 26 Setembru 2011/Data presented above were derived from EMIS as of 26th September 2011
LF: Labarik Foto, LM: Labarik Mane, G: Girl, B: Boy, T: Total/Total

Tabela/Table 18

Número Estudante Sekundáriu sira tuir Grupu Idade no Grau/Number of Secondary Students by Age Group and Grade

(Páina 2 husi 3/Page 2 of 3)

Sekundáriu/Secondary Grau/Grade 11																									
	N/A	<16			16			17			18			19			20			21			>21		
		LF/G	LM/B	T	LF/G	LM/B	T	LF/G	LM/B	T	LF/G	LM/B	T	LF/G	LM/B	T	LF/G	LM/B	T	LF/G	LM/B	T	LF/G	LM/B	T
Rejaun/Region 1	8	38	32	70	166	122	288	257	217	474	278	237	515	223	222	445	120	170	290	64	82	146	45	76	121
	1	20	19	39	105	79	184	134	123	257	130	114	244	88	95	183	50	65	115	22	25	47	8	24	32
	3	7	5	12	26	19	45	46	45	91	69	59	128	59	60	119	28	43	71	22	24	46	17	14	31
	0	3	1	4	8	10	18	25	12	37	26	20	46	20	18	38	12	19	31	5	9	14	4	5	9
	4	8	7	15	27	14	41	52	37	89	53	44	97	56	49	105	30	43	73	15	24	39	16	33	49
Rejaun/Region 2	24	125	98	223	365	248	613	652	549	1201	618	660	1278	516	559	1075	394	539	933	197	289	486	120	241	361
	19	118	92	210	358	245	603	621	530	1151	582	619	1201	480	504	984	342	482	824	167	241	408	103	198	301
	5	7	6	13	7	3	10	31	19	50	36	41	77	36	55	91	52	57	109	30	48	78	17	43	60
Rejaun/Region 3	4	37	31	68	86	69	155	162	101	263	146	117	263	121	126	247	95	107	202	42	64	106	33	68	101
	1	1	2	3	3	9	12	35	17	52	56	28	84	53	48	101	48	57	105	29	36	65	16	37	53
	2	19	16	35	35	28	63	53	42	95	34	42	76	28	23	51	15	23	38	2	7	9	5	10	15
	1	17	13	30	48	32	80	74	42	116	56	47	103	40	55	95	32	27	59	11	21	32	12	21	33
Rejaun/Region 4	14	35	28	63	98	69	167	209	156	365	176	167	343	186	199	385	123	193	316	92	122	214	47	112	159
	5	8	5	13	27	11	38	61	33	94	54	50	104	63	48	111	43	48	91	36	35	71	19	40	59
	1	13	12	25	52	36	88	92	74	166	71	63	134	56	62	118	24	45	69	10	15	25	6	12	18
	8	14	11	25	19	22	41	56	49	105	51	54	105	67	89	156	56	100	156	46	72	118	22	60	82
Rejaun/Region 5	2	3	7	10	11	8	19	37	30	67	41	35	76	45	38	83	33	35	68	21	32	53	11	36	47
	2	3	7	10	11	8	19	37	30	67	41	35	76	45	38	83	33	35	68	21	32	53	11	36	47
NASIONAL/NATIONAL	52	238	196	434	726	516	1242	1317	1053	2370	1259	1216	2475	1091	1144	2235	765	1044	1809	416	589	1005	256	533	789

Dadus apresentia iha leten hasal ihusi EMIS iha loran 26 Setembru 2011/Data presented above were derived from EMIS as of 26th September 2011.

LF: Labarik Feto, LM: Labarik Mane, G: Gili, B: Boy, T: Total/Total

Tabela/Table 18

Númeru Estudante Sekundáriu sira tuir Grupu Idade no Grau/Number of Secondary Students by Age Group and Grade

(Páina 3 husi 3/Page 3 of 3)

Sekundáriu/Secondary Grau/Grade 12																									
N/A	<17		17		18		19		20		21		22		>22										
	LF/G	LM/B	T	LF/G	LM/B	T	LF/G	LM/B	T	LF/G	LM/B	T	LF/G	LM/B	T	LF/G	LM/B	T							
Reijaun/Region 1	23	37	27	64	156	131	287	225	230	455	305	310	615	257	274	531	166	211	377	78	136	214	60	97	157
	9	26	16	42	95	84	179	121	129	250	163	180	343	129	156	285	73	90	163	35	67	102	23	48	71
	9	4	3	7	20	15	35	43	48	91	68	55	123	66	48	114	42	56	98	20	31	51	20	24	44
	1	2	0	2	23	8	31	20	18	38	25	29	54	18	29	47	16	15	31	7	12	19	3	8	11
	4	5	8	13	18	24	42	41	35	76		49	46	95	44	41	85	35	50	85	16	26	42	14	17
Reijaun/Region 2	50	103	77	180	306	220	526	527	499	1 026	594	610	1 204	561	729	1 290	395	582	977	178	326	504	94	245	339
	43	94	68	162	294	215	509	515	477	992	566	577	1 143	508	649	1 157	346	526	872	159	274	433	85	217	302
	7	9	9	18	12	5	17	12	22	34	28	33	61	53	80	133	49	56	105	19	52	71	9	28	37
Reijaun/Region 3	39	26	23	49	75	72	147	125	97	222	141	140	281	140	169	309	95	132	227	56	85	141	27	91	118
	10	1	4	5	9	8	17	16	21	37	50	40	90	55	49	104	44	51	95	24	37	61	17	39	56
	9	13	13	26	21	37	58	43	35	78	42	51	93	25	41	66	18	27	45	10	18	28	3	22	25
	20	12	6	18	45	27	72	66	41	107	49	49	98	60	79	139	33	54	87	22	30	52	7	30	37
Reijaun/Region 4	17	19	27	46	69	86	155	151	112	263	192	169	361	199	199	398	125	194	319	57	113	170	37	88	125
	7	7	4	11	17	24	41	50	40	90	75	54	129	73	65	138	49	65	114	29	35	64	14	36	50
	2	4	11	15	31	46	77	68	41	109	77	61	138	66	74	140	28	58	86	10	22	32	5	25	30
	8	8	12	20	21	16	37	33	31	64	40	54	94	60	60	120	48	71	119	18	56	74	18	27	45
Reijaun/Region 5	6	3	2	5	11	5	16	31	20	51	31	50	81	56	59	115	32	41	73	25	40	65	11	36	47
	6	3	2	5	11	5	16	31	20	51	31	50	81	56	59	115	32	41	73	25	40	65	11	36	47
NASIONAL/NATIONAL	135	188	156	344	617	514	1 131	1 059	958	2 017	1 263	1 279	2 542	1 213	1 430	2 643	813	1 160	1 973	394	700	1 094	229	557	786

Dados apresentados têm origem nos dados do EMIS de 26 de Setembro de 2011. Data presented above were derived from EMIS as of 26th September 2011.
 LF: Labarik Feto, LM: Labarik Mane, G: Girl, B: Boy, T: Total/Total

Tabela/Table 19

Persentajen Distribuisaun Idade Estudante Eskola Sekundáriu sira tuir Grau, Distritu no Rejaun/Percentage of Age Distribution of Secondary Students by Grade, District and Region

Sekundáriu/Secondary																																					
Grau/Grade 10										Grau/Grade 11										Grau/Grade 12																	
N/A		<15	15	16	17	18	19	20	>20	N/A		<16	16	17	18	19	20	21	>21	N/A		<17	17	18	19	20	21	22	>22								
Rejaun/Region 1										0	3	11	18	24	18	13	8	5	0	3	12	20	22	19	12	6	5	1	2	11	17	23	20	14	8	6	
Baucau										0	4	14	21	24	15	11	6	4	0	4	17	23	22	17	10	4	3	1	3	12	17	24	20	11	7	5	
Lautem										0	2	9	14	22	22	14	10	7	1	2	8	17	23	22	13	8	6	2	1	6	16	22	20	17	9	8	
Manatuto										0	2	8	18	29	20	14	6	4	0	2	9	19	23	19	16	7	5	0	1	13	16	23	20	13	8	5	5
Viqueque										0	2	10	16	22	18	16	9	6	1	3	8	17	19	21	14	8	10	1	3	9	16	20	18	18	9	7	7
Rejaun/Region 2										0	4	12	21	23	16	12	7	5	0	4	10	19	21	17	15	8	6	1	3	9	17	20	21	16	8	8	6
Dili										0	4	13	22	23	16	11	6	4	0	4	11	20	21	17	14	7	5	1	3	9	18	20	21	16	8	5	5
Liquiçá										0	2	6	13	23	20	16	11	10	1	3	2	10	16	18	22	16	12	1	4	4	7	13	28	22	15	8	8
Rejaun/Region 3										1	5	13	19	22	16	11	7	7	0	5	11	19	19	18	14	8	7	3	3	10	14	18	20	15	9	8	8
Aileu										0	2	7	16	21	21	14	10	8	0	1	3	11	18	21	22	14	11	2	1	4	8	19	22	20	13	12	12
Ainaro										1	7	16	22	25	11	8	3	5	1	9	16	25	20	13	10	2	4	2	6	14	18	22	15	11	7	6	6
Manufahi										1	6	15	20	21	16	10	6	7	0	5	15	21	19	17	11	6	6	3	3	11	17	16	22	14	8	6	6
Rejaun/Region 4										0	3	9	19	23	17	13	9	7	1	3	8	18	17	19	16	11	8	1	2	8	14	19	21	17	9	7	7
Bobonaro										0	3	7	17	22	18	16	10	7	1	2	6	16	18	19	16	12	10	1	2	6	14	20	21	18	10	8	8
Covalima										0	5	14	26	26	14	7	5	2	0	4	14	26	21	18	11	4	3	0	2	12	17	22	22	14	5	5	5
Ermera										0	3	6	13	22	19	16	11	10	1	3	5	13	13	20	20	15	10	1	3	6	11	16	21	20	13	8	8
Rejaun/Region 5										0	2	9	16	19	18	14	13	9	0	2	4	16	18	20	16	12	11	1	1	3	11	18	25	16	14	10	10
Oecusse										0	2	9	16	19	18	14	13	9	0	2	4	16	18	20	16	12	11	1	1	3	11	18	25	16	14	10	10
NASIONAL/ NATIONAL										0	4	11	20	23	17	12	8	6	0	3	10	19	20	18	15	8	6	1	3	9	16	20	21	16	9	6	6

Dados apresenta lha leten hasil EMIS lha liron 26 Setembru 2011/Data presented above were derived from EMIS as of 26th September 2011

Tabela/Table 20

Taxa Inskrisaun Brutu ba Labarik Feto ho Labarik Mane iha Eskola Sekundáriu
sira (%) / Gross Enrolment Rate of Secondary Girls and Boys (%)

	Sekundáriu/Secondary		
	Totál/Total	LF/Girl	LM/Boy
Rejiaun/ Region 1	44.57	44.97	44.19
Baucau	51.64	51.99	51.31
Lautem	46.52	48.29	44.91
Manatuto	28.79	30.70	27.06
Viqueque	39.68	37.93	41.48
Rejiaun/ Region2	95.39	90.64	100.24
Díli	111.48	106.44	116.62
Liquiçá	38.71	35.34	42.19
Rejiaun/ Region 3	47.64	48.44	46.87
Aileu	48.34	49.88	46.89
Ainaro	36.64	35.55	37.66
Manufahi	59.34	61.03	57.63
Rejiaun/ Region4	36.05	34.43	37.66
Bobonaro	36.63	36.70	36.56
Covalima	51.22	50.77	51.66
Ermera	27.65	24.28	31.01
Rejiaun/ Region 5	41.39	36.71	46.36
Oecusse	41.39	36.71	46.36
NACIONÁL/ NATIONAL	57.12	55.55	58.67

LF: Labarik Feto, LM: Labarik Mane

Dados apresenta iha leten hasai husi EMIS iha loran 26 Setembru 2011/Data presented above were derived from EMIS as of 26th September 2011

Tabela/Table 21

Taxa Inskrisaun Líkidu ba Labarik Feto ho Labarik Mane iha Eskola Sekundáriu sira (%) / Net Enrolment Rate of Secondary Girls and Boys (%)

	Sekundáriu/Secondary		
	Totál/Total	LF/Girl	LM/Boy
Rejiaun/ Region1	15.57	17.27	13.95
Baucau	20.21	22.04	18.47
Lautem	13.29	14.13	12.53
Manatuto	10.50	13.61	7.69
Viqueque	12.41	13.78	11.01
Rejiaun/ Region 2	32.88	36.12	29.57
Díli	39.66	43.41	35.83
Liquiçá	9.01	10.62	7.36
Rejiaun/ Region 3	17.10	19.48	14.80
Aileu	11.65	13.73	9.68
Ainaro	16.89	18.26	15.61
Manufahi	22.84	26.41	19.23
Rejiaun/ Region4	11.87	12.88	10.87
Bobonaro	10.52	12.21	8.83
Covalima	22.99	24.71	21.32
Ermera	7.02	7.23	6.81
Rejiaun/ Region5	9.97	10.72	9.17
Oecusse	9.97	10.72	9.17
NACIONÁL/ NATIONAL	19.50	21.59	17.43

LF: Labarik Feto, LM: Labarik Mane

Dados apresenta iha leten hasai husi EMIS iha loran 26 Setembru 2011/Data presented above were derived from EMIS as of 26th September 2011

Tabela/Table 22

Proporsaun Alunu – Profesór iha Eskola Sekundáriu sira/Pupil – Teacher Ratio in Secondary Schools

	Sekundáriu/Secondary
Rejiaun/ Region1	13.47
Baucau	14.38
Lautem	16.02
Manatuto	14.00
Viqueque	9.92
Rejiaun/ Region2	24.83
Díli	24.88
Liquiçá	24.33
Rejiaun/ Region3	20.11
Aileu	21.51
Ainaro	22.97
Manufahi	17.64
Rejiaun/ Region4	20.49
Bobonaro	19.13
Covalima	17.91
Ermera	25.91
Rejiaun/ Region5	17.22
Oecusse	17.22
NACIONÁL/NATIONAL	19.85

Dados apresenta iha leten hasai husi EMIS iha loron 26 Setembru 2011/Data presented above were derived from EMIS as of 26th September 2011

Tabela/Table 23

Medida Klase Média iha Eskola Sekundáriu Públiku sira tuir Tipu Instituisaun/
Average Class Size in Secondary Schools by Type of Institution

	Sekundáriu/Secondary					
	Públiku/Public			Privadu/Private		
	Totál/Total	LF/Girl	LM/Boy	Totál/Total	LF/Girl	LM/Boy
Rejiaun/ Region1	33	16	16	34	16	17
Baucau	35	18	17	49	21	27
Lautem	37	18	19	NO SCHOOL		
Manatuto	26	12	14	27	15	12
Viqueque	28	12	15	21	11	9
Rejiaun/ Region 2	54	25	29	48	25	23
Díli	55	25	29	52	26	25
Liquiçá	52	22	29	28	16	12
Rejiaun/ Region 3	40	19	20	31	17	14
Aileu	50	24	25	33	17	15
Ainaro	38	17	21	31	15	15
Manufahi	43	22	20	33	16	16
Rejiaun/ Region 4	40	19	21	36	17	19
Bobonaro	35	17	17	37	18	19
Covalima	39	17	21	30	20	9
Ermera	54	22	31	35	16	18
Rejiaun/ Region5	45	20	24	32	14	17
Oecusse	45	20	24	32	14	17
NACIONÁL/ NATIONAL	43	20	23	42	21	20

LF: Labarik Feto, LM: Labarik Mane

Dadus apresenta iha leten hasai husi EMIS iha loron 26 Setembru 2011/Data presented above were derived from EMIS as of 26th September 2011

Tabela/Table 24 Taxa Promosaun (%) ba Labarik Feto ho Labarik Mane sira iha Eskola Primáriu tui Grau/*Promotion Rate (%) of Primary Girls and Boys by Grade*

	Primáriu/Primary																	
	G1 ba G2/ G1 to G2			G2 ba G3/ G2 to G3			G3 ba G4/ G3 to G4			G4 ba G5/ G4 to G5			G5 ba G6/ G5 to G6			G6 ba G7/ G6 to G7		
	LF/ Girl	LM/ Boy	Total/ Total	LF/ Girl	LM/ Boy	Total/ Total	LF/ Girl	LM/ Boy	Total/ Total	LF/ Girl	LM/ Boy	Total/ Total	LF/ Girl	LM/ Boy	Total/ Total	LF/ Girl	LM/ Boy	Total/ Total
Rejaun/ Region 1	58.18	54.76	56.32	75.96	69.41	72.54	78.07	70.70	74.22	82.87	77.20	79.92	86.88	81.78	84.25	87.37	85.92	86.64
Baucau	61.32	58.43	59.75	78.66	71.66	74.99	80.25	74.07	77.01	85.36	79.86	82.43	88.88	83.06	85.88	92.94	88.91	90.90
Lautem	56.52	50.28	53.14	76.56	70.49	73.52	80.71	71.13	75.62	85.06	81.34	83.25	89.74	84.40	86.95	87.07	85.68	86.37
Manatuto	56.92	55.44	56.12	74.89	69.60	72.11	79.31	69.30	74.16	85.36	76.70	80.43	88.52	80.88	84.63	86.53	87.02	86.77
Viqueque	56.16	53.29	54.60	72.16	65.41	68.55	72.75	66.44	69.47	76.36	69.94	73.10	80.58	77.87	79.21	79.89	81.26	80.59
Rejaun/ Region 2	80.73	75.86	78.13	88.29	82.97	85.46	89.26	83.87	86.46	91.75	84.42	87.82	96.69	90.41	93.39	106.19	97.16	101.39
Dili	87.70	85.03	86.28	94.65	89.82	92.11	94.99	91.36	93.14	97.38	90.73	93.88	101.59	94.14	97.61	115.38	104.60	109.67
Liquica	65.50	56.04	60.43	72.97	67.55	70.03	75.43	68.05	71.43	76.34	69.36	72.43	84.67	80.00	82.33	79.94	76.38	78.03
Rejaun/ Region 3	61.41	56.81	58.93	71.58	68.32	69.85	74.81	68.08	71.27	82.25	73.21	77.44	82.23	73.44	77.66	77.74	72.28	74.94
Aileu	58.96	55.33	57.00	75.79	70.75	73.07	75.77	66.32	70.66	79.62	71.93	75.49	89.89	80.25	84.95	92.70	84.63	88.80
Ainaro	62.96	58.50	60.57	69.59	69.50	69.54	76.32	70.39	73.21	88.57	77.55	82.69	78.30	69.16	73.44	71.25	63.38	67.00
Manufahi	61.65	55.88	58.51	70.51	64.30	67.29	72.22	66.70	69.39	78.36	70.00	73.96	80.57	73.14	76.76	73.18	75.20	74.19
Rejaun/ Region 4	60.33	56.12	58.11	74.59	71.55	73.02	76.21	72.38	74.24	78.54	72.20	75.14	82.99	79.71	81.32	79.56	76.85	78.19
Bobonaro	57.48	52.12	54.65	72.13	69.92	71.03	73.42	72.28	72.83	77.26	70.75	73.82	83.72	83.87	83.80	82.25	79.58	80.96
Covalima	58.25	54.10	56.06	76.34	71.27	73.73	80.73	77.18	78.93	86.91	82.21	84.45	90.15	87.35	88.79	92.38	86.17	89.23
Ermera	63.96	60.68	62.23	75.51	72.74	74.04	75.98	70.22	73.02	74.86	68.22	71.21	78.37	73.41	75.75	68.86	69.17	69.02
Rejaun/ Region5	59.61	55.02	57.18	78.62	71.76	75.13	73.96	75.27	74.61	75.54	75.00	75.29	82.97	88.43	85.60	79.92	87.06	83.33
Oecusse	59.61	55.02	57.18	78.62	71.76	75.13	73.96	75.27	74.61	75.54	75.00	75.29	82.97	88.43	85.60	79.92	87.06	83.33
NASIONAL/ NATIONAL	63.29	59.10	61.05	77.43	72.71	74.96	79.06	73.55	76.20	83.16	76.71	79.76	87.12	82.16	84.57	87.44	84.01	85.69

LF: Labarik Feto, LM: Labarik Mane

Dados a prezenta iha lalen hasai ihus EMIS iha bron 26 Setembru 2011./Data presented above were derived from EMIS as of 26th September 2011

Taxa Promosaun ida ne'ebé aas lu pursentu 100 ne'e tanba razaur sira balu, porezemplu, hanesan, estudante sira tama iha sistema iha tinan ida-ne'e de'it no la tama iha sistema tinan kotuk; estudante sira ne'ebé eadse iha distritu diferente sira iha tinan kotuk./Promotion rate that is higher than 100 per cent is due to some reasons, such as, students recorded in the system only this year and were not in the system in the previous year; students who were in different districts in the previous year.

Tabela/Table 25

Taxa Promosaun (%) ba Labarik Feto ho Labarik Mane sira iha Eskola Pre-Sekundáriu tuir Grau/**Promotion Rate (%) of Pre-Secondary Girls and Boys by Grade**

	Pre-Sekundáriu/Pre-Secondary								
	G7 ba G8/G7 to G8			G8 ba G9/G8 to G9			G9 ba G10/G9 to G10		
	LF/Girl	LM/Boy	Totál/Total	LF/Girl	LM/Boy	Totál/Total	LF/Girl	LM/Boy	Totál/Total
Rejiaun/ Region1	88.05	85.01	86.50	90.40	91.17	90.79	67.49	63.51	65.43
Baucau	89.99	87.53	88.72	90.42	91.11	90.76	74.63	73.33	73.98
Lautem	87.78	82.01	84.76	92.52	95.03	93.80	68.01	63.99	65.85
Manatuto	84.37	81.24	82.77	88.01	84.62	86.29	55.63	51.42	53.53
Viqueque	86.96	86.07	86.53	89.72	91.36	90.57	60.46	53.91	56.86
Rejiaun/ Region2	97.26	93.37	95.26	104.00	103.37	103.69	129.82	138.95	134.22
Dili	99.96	96.32	98.11	105.78	106.13	105.95	142.18	153.33	147.56
Liquica	85.46	81.79	83.50	96.11	92.05	94.03	76.88	76.88	76.88
Rejiaun/ Region3	86.73	80.82	83.75	92.32	90.46	91.43	77.15	77.41	77.27
Aileu	89.93	85.14	87.56	91.92	93.33	92.60	83.02	76.44	79.72
Ainaro	89.08	80.87	84.91	94.20	92.70	93.47	68.36	70.87	69.61
Manufahi	81.96	77.41	79.64	90.99	86.04	88.66	79.17	84.42	81.51
Rejiaun/ Region4	89.40	87.22	88.26	92.22	90.30	91.23	61.26	59.56	60.38
Bobonaro	91.12	88.17	89.62	93.72	89.01	91.26	65.57	61.45	63.40
Covalima	87.99	87.16	87.56	91.67	91.90	91.78	69.14	70.88	70.00
Ermera	88.95	86.44	87.63	91.41	90.16	90.75	50.92	50.11	50.48
Rejiaun/ Region5	79.08	74.74	76.86	94.99	98.74	96.91	68.15	67.47	67.78
Oecusse	79.08	74.74	76.86	94.99	98.74	96.91	68.15	67.47	67.78
NACIONÁL/ NATIONAL	90.35	86.80	88.53	95.15	94.51	94.83	86.27	85.41	85.83

LF: Labarik Feto, LM: Labarik Mane

Dados apresenta iha leten hasai husi EMIS iha loran 26 Setembru 2011/Data presented above were derived from EMIS as of 26th September 2011

Taxa Promosaun ida ne'ebé aas liu porsentu 100 ne'e tanba razau sira balun, porezemplu hanesan, estudante sira tama iha sistema tinan ne'e de'it no la tama iha sistema tinan kotuk; estudante sira ne'ebé eziste iha distritu diferente sira iha tinan kotuk./Promotion rate that is higher than 100 per cent is due to some reasons, such as, students recorded in the system only this year and were not in the system in the previous year; students who were in different districts in the previous year.

Tabela/ Table 26

Númeru Estudante Repetente sira iha Eskola Primáriu tui Grau ho Síklu (Hahú Tinan Eskolár)/Number of Students Repeating in Primary Schools by Grade and Cycle (Beginning of School Year) (Páġina 1 husi 4/ Page 1 of 4)

	Primáriu/Primary																			
	Siklu/Cycle 1																			
	Grau/Grade1				Grau/Grade 2				Grau/Grade 3				Grau/Grade 4				Total/Total			
	Matrikula/Enrolled		Repetente/Repeater		Matrikula/Enrolled		Repetente/Repeater		Matrikula/Enrolled		Repetente/Repeater		Matrikula/Enrolled		Repetente/Repeater		LF/Girl	LM/Boy		
LF/Girl	LM/Boy	LF/Girl	LM/Boy	LF/Girl	LM/Boy	LF/Girl	LM/Boy	LF/Girl	LM/Boy	LF/Girl	LM/Boy	LF/Girl	LM/Boy	LF/Girl	LM/Boy	LF/Girl	LM/Boy	LF/Girl	LM/Boy	
Reġjaun/ Region 1	9 171	10 509	2 890	3 789	6 292	7 359	1 085	1 511	5 714	6 165	811	1 218	4 717	4 947	492	722	25 894	28 980	5 278	7 240
	3 281	3 759	949	1 231	2 322	2 773	380	551	2 183	2 352	288	438	1 818	1 979	168	277	9 604	10 863	1 785	2 497
	2 205	2 464	731	1 011	1 381	1 534	258	351	1 296	1 304	186	272	1 005	1 041	128	152	5 887	6 343	1 303	1 786
	1 406	1 616	454	561	929	1 092	189	233	796	891	113	173	632	626	62	103	3 763	4 225	818	1 070
	2 279	2 670	756	986	1 660	1 960	258	376	1 439	1 618	224	335	1 262	1 301	134	190	6 640	7 549	1 372	1 887
Reġjaun/ Region 2	5 735	6 337	731	1 075	4 475	5 030	464	706	4 137	4 598	337	531	3 406	3 652	281	480	17 753	19 617	1 813	2 792
	4 165	4 492	364	534	3 223	3 670	230	353	3 083	3 373	198	314	2 539	2 673	173	314	13 010	14 208	965	1 515
	1 570	1 845	367	541	1 252	1 360	234	353	1 054	1 225	139	217	867	979	108	166	4 743	5 409	848	1 277
Reġjaun/ Region 3	4 456	4 962	1 118	1 533	3 306	3 747	583	763	3 020	3 414	423	588	2 328	2 506	193	343	13 110	14 629	2 317	3 227
	1 277	1 422	395	513	963	1 109	182	239	861	1 042	101	204	636	703	62	104	3 737	4 276	740	1 060
	1 942	2 192	443	614	1 406	1 549	230	282	1 213	1 411	169	207	931	997	54	105	5 492	6 149	896	1 208
	1 237	1 348	280	406	937	1 089	171	242	946	961	153	177	761	806	77	134	3 881	4 204	681	959
Reġjaun/ Region 4	9 417	10 463	2 669	3 260	6 225	6 649	962	1 174	5 212	5 529	682	878	3 933	4 149	351	571	24 787	26 790	4 664	5 883
	3 058	3 409	958	1 248	2 092	2 145	380	408	1 687	1 685	241	277	1 217	1 359	108	181	8 054	8 598	1 687	2 114
	2 051	2 323	740	861	1 477	1 581	210	268	1 166	1 202	139	187	895	897	62	87	5 589	6 003	1 151	1 403
	4 308	4 731	971	1 151	2 656	2 923	372	498	2 359	2 642	302	414	1 821	1 893	181	303	11 144	12 189	1 826	2 366
Reġjaun/ Region 5	1 985	2 212	532	628	1 303	1 376	187	223	1 060	982	167	142	729	749	97	103	5 077	5 319	983	1 096
	1 985	2 212	532	628	1 303	1 376	187	223	1 060	982	167	142	729	749	97	103	5 077	5 319	983	1 096
NASIONAL/ NATIONAL	30 764	34 483	7 940	10 285	21 601	24 161	3 281	4 377	19 143	20 688	2 420	3 357	15 113	16 003	1 414	2 219	86 621	95 335	15 055	20 238

LF: Labarik Feto, LM: Labarik Mane
 Dadas apresentada iha leiten hasal husi EMIS iha loran 26 Setembru 2011/ Data presented above were derived from EMIS as of 26th September 2011

Número Estudante Repetente sira iha Eskola Primáriu tuir Grau ho Síklu (Hahú Tinan Eskolár)/Number of Students Repeating in Primary Schools by Grade and Cycle (Beginning of School Year) (Pájina 2 husi 4/Page 2 of 4)

Adus aprezentă iha leten hasai husi EMIS iha loron 26 Setembru 2011/ Data presented above were derived from EMIS as of 26th September 2011.

Tabela/ Table 26

Númeru Estudante Repetente sira iha Eskola Primáriu tuir Grau ho Síklu (Hahú Tinan Eskolár)/Number of Students Repeating in Primary Schools by Grade and Cycle (Beginning of School Year) (Páina 3 husi 4/Page 3 of 4)

	Primáriu/Primary															
	Síklu/Cycle 2								Total/Total							
	Grau/Grade 5				Grau/Grade 6				Matrícula/Enrolled				Repetente/Repeater			
	LM/Boy	LF/Girl	LM/Boy	LF/Girl	LM/Boy	LF/Girl	LM/Boy	LF/Girl	LM/Boy	LF/Girl	LM/Boy	LF/Girl	LM/Boy	LF/Girl	LM/Boy	LF/Girl
Rejaun/ Region1	3 881	4 116	308	492	3 603	3 630	100	137	7 484	7 746	408	629	33 378	36 726	5 686	7 869
Baucau	1 502	1 659	126	186	1 391	1 407	28	43	2 893	3 066	154	229	12 497	13 929	1 939	2 726
Lautem	961	929	63	115	840	861	29	31	1 801	1 790	92	146	7 688	8 133	1 395	1 932
Manatuto	468	585	48	84	518	500	24	33	986	1 085	72	117	4 749	5 310	890	1 187
Viqueque	950	943	71	107	854	862	19	30	1 804	1 805	90	137	8 444	9 354	1 462	2 024
Rejaun/ Region2	2 833	3 133	168	285	2 756	2 905	63	115	5 589	6 038	231	400	23 342	25 655	2 044	3 192
Dili	2 200	2 382	123	221	2 054	2 227	45	86	4 254	4 609	168	307	17 264	18 817	1 133	1 822
Liquica	633	751	45	64	702	678	18	29	1 335	1 429	63	93	6 078	6 838	911	1 370
Rejaun/ Region3	1 969	2 115	183	302	1 821	1 807	165	201	3 790	3 922	348	503	16 900	18 551	2 665	3 730
Alleu	564	636	49	91	535	522	43	60	1 099	1 158	92	151	4 836	5 434	832	1 211
Ainaro	726	774	65	116	626	645	40	53	1 352	1 419	105	169	6 844	7 568	1 001	1 377
Manufahi	679	705	69	95	660	640	82	88	1 339	1 345	151	183	5 220	5 549	832	1 142
Rejaun/ Region4	3 037	3 265	261	300	2 798	2 805	113	125	5 835	6 070	374	425	30 622	32 860	5 038	6 308
Bobonaro	1 026	1 039	85	71	880	873	28	33	1 906	1 912	113	104	9 960	10 510	1 800	2 218
Covalima	775	815	52	58	744	692	18	24	1 519	1 507	70	82	7 108	7 510	1 221	1 485
Ermera	1 236	1 411	124	171	1 174	1 240	67	68	2 410	2 651	191	239	13 554	14 840	2 017	2 605
Rejaun/ Region5	577	522	48	52	514	519	14	20	1 091	1 041	62	72	6 168	6 360	1 045	1 168
Oecusse	577	522	48	52	514	519	14	20	1 091	1 041	62	72	6 168	6 360	1 045	1 168
NASIONAL/ NATIONAL	12 297	13 151	968	1 431	11 492	11 666	455	598	23 789	24 817	1 423	2 029	110 410	120 152	16 478	22 267

LF: Labarik Foto, LM: Labarik Mane
Dados apresenta iha leiaen hasasi husi EMIS iha loraon 26 Setembru 2011/Data presented above were derived from EMIS as of 26th September 2011

Tabela/ Table 26

Númeru Estudante Repetente sira iha Eskola Primáriu tuir Grau ho Síklu (Hanú Tinan Eskolár)/Number of Students Repeating in Primary Schools by Grade and Cycle (Beginning of School Year) (Páina 4 husi 4/Page 4 of 4)

	Primáriu/Primary									
	Síklu/Cycle 2					Total Síklu/Total Cycle 2				
	Grau/Grade 5		Grau/Grade 6			Total/Total		Total Síklu/Total Cycle 2		
	Matrikula/ Enrolled	Repetente/ Repeater	Matrikula/ Enrolled	Repetente/ Repeater	Total/Total	Matrikula/ Enrolled	Repetente/ Repeater	Matrikula/ Enrolled	Repetente/ Repeater	Total Síklu/ Total Cycle 1 & 2
Rejiaun/ Region 1	7 997	800	7 233	237		15 230	1 037	70 104	13 555	
Baucau	3 161	312	2 798	71		5 959	383	26 426	4 665	
Lautem	1 890	178	1 701	60		3 591	238	15 821	3 327	
Manatuto	1 053	132	1 018	57		2 071	189	10 059	2 077	
Viqueque	1 893	178	1 716	49		3 609	227	17 798	3 486	
Rejiaun/ Region 2	5 966	453	5 661	178		11 627	631	48 997	5 236	
Dili	4 582	344	4 281	131		8 863	475	36 081	2 955	
Liquica	1 384	109	1 380	47		2 764	156	12 916	2 281	
Rejiaun/ Region 3	4 084	485	3 628	366		7 712	851	35 451	6 395	
Alileu	1 200	140	1 057	103		2 257	243	10 270	2 043	
Alnaro	1 500	181	1 271	93		2 771	274	14 412	2 378	
Manufahi	1 384	164	1 300	170		2 684	334	10 769	1 974	
Rejiaun/ Region 4	6 302	561	5 603	238		11 905	799	63 482	11 346	
Bobonaro	2 065	156	1 753	61		3 818	217	20 470	4 018	
Covalima	1 590	110	1 436	42		3 026	152	14 618	2 706	
Ermera	2 647	295	2 414	135		5 061	430	28 394	4 622	
Rejiaun/ Region 5	1 099	100	1 033	34		2 132	134	12 528	2 213	
Oecusse	1 099	100	1 033	34		2 132	134	12 528	2 213	
NASIONAL/ NATIONAL	25 448	2 399	23 158	1 053		48 606	3 452	230 562	38 745	

Dados apresentados iha leten hasasi husi EMIS iha loran 26 Setembru 2011/ Data presented above were derived from EMIS as of 26th September 2011

Tabela/ Table 27

Númeru Estudante Repetente sira iha Eskola Pre-Sekundáriu tuir Grau ho Síklu (Hahú Tinan Eskolár)/Number of Students Repeating in Pre-Secondary Schools by Grade and Cycle (Beginning of School Year) (Pájlina 1 husi 2/Page 1 of 2)

	Pre-Sekundáriu/Pre-Secondary															
	Siklu/Cycle 3															
	Grau/Grade 7				Grau/Grade 8				Grau/Grade 9				Total /Total			
	Matrikula/Enrolled		Repetente/Repeater		Matrikula/Enrolled		Repetente/Repeater		Matrikula/Enrolled		Repetente/Repeater		Matrikula/Enrolled		Repetente/Repeater	
	LF/Girl	LM/Boy	LF/Girl	LM/Boy	LF/Girl	LM/Boy	LF/Girl	LM/Boy	LF/Girl	LM/Boy	LF/Girl	LM/Boy	LF/Girl	LM/Boy	LF/Girl	LM/Boy
Rejjaun/ Region 1	3 307	3 426	150	250	2 870	2 910	62	94	2 572	2 681	37	46	8 749	9 017	249	390
	1 318	1 315	55	72	1 183	1 239	28	48	1 085	1 096	5	8	3 586	3 650	88	128
	774	819	30	80	689	705	13	7	569	600	5	5	2 032	2 124	48	92
	457	476	46	67	361	376	16	31	325	323	2	2	1 143	1 175	64	100
	758	816	19	31	637	590	5	8	593	662	25	31	1 988	2 068	49	70
Rejjaun/ Region 2	2 651	2 813	77	143	3 004	3 059	21	27	2 973	2 933	35	41	8 628	8 805	133	211
	2 121	2 214	49	97	2 505	2 506	10	16	2 464	2 421	25	36	7 090	7 141	84	149
	530	599	28	46	499	553	11	11	509	512	10	5	1 538	1 664	49	62
Rejjaun/ Region 3	1 550	1 553	104	133	1 584	1 510	57	55	1 486	1 345	37	39	4 620	4 408	198	227
	498	435	28	33	501	462	17	15	430	403	8	10	1 429	1 300	53	58
	548	595	25	46	524	499	9	12	493	467	5	8	1 565	1 561	39	66
	504	523	51	54	559	549	31	28	563	475	24	21	1 626	1 547	106	103
Rejjaun/ Region 4	2 433	2 484	89	157	2 224	2 402	44	93	2 260	2 376	30	43	6 917	7 262	163	293
	815	765	17	44	762	783	12	38	719	759	2	12	2 296	2 307	31	94
	763	749	34	47	661	739	13	26	718	714	12	7	2 142	2 202	59	80
	855	970	38	66	801	880	19	29	823	903	16	24	2 479	2 753	73	119
Rejjaun/ Region 5	466	487	45	70	387	374	22	11	368	409	6	14	1 221	1 270	73	95
	466	487	45	70	387	374	22	11	368	409	6	14	1 221	1 270	73	95
NASIONAL/ NATIONAL	10 407	10 763	465	753	10 069	10 255	206	280	9 659	9 744	145	183	30 135	30 762	816	1 216

LF: Labarik Feto, LM: Labarik Mane
 Datus apresentada iha leiten hasasi husi EMIS iha loran 26 Setembru 2011/Data presented above were derived from EMIS as of 26th September 2011.

Tabela/ Table 27

Número Estudante Repetente sira iha Eskola Pre-Sekundáriu tuir Grau ho Síklu (Hahú Tinan Eskolár)/Number of Students Repeating in Pre-Secondary Schools by Grade and Cycle (Beginning of School Year) (Páġina 2 husi 2/Page 2 of 2)

	Pre-Sekundáriu/Pre-Secondary									
	Síklu/Cycle 3									
	Grau/Grade 7		Grau/Grade 8		Grau/Grade 9		Total Síklu/Total Cycle 3			
	Matrikula/Enrolled	Repetente/Repeater	Matrikula/Enrolled	Repetente/Repeater	Matrikula/Enrolled	Repetente/Repeater	Matrikula/Enrolled	Repetente/Repeater		
Rejaun/ Region1	6 733	400	5 780	156	5 253	83	17 766	639		
Baucau	2 633	127	2 422	76	2 181	13	7 236	216		
Lautem	1 593	110	1 394	20	1 169	10	4 156	140		
Manatuto	933	113	737	47	648	4	2 318	164		
Viqueque	1 574	50	1 227	13	1 255	56	4 056	119		
Rejaun/ Region2	5 464	220	6 063	48	5 906	76	17 433	344		
Dili	4 335	146	5 011	26	4 885	61	14 231	233		
Liquica	1 129	74	1 052	22	1 021	15	3 202	111		
Rejaun/ Region3	3 103	237	3 094	112	2 831	76	9 028	425		
Alieu	933	61	963	32	833	18	2 729	111		
Anaro	1 143	71	1 023	21	960	13	3 126	105		
Manufahi	1 027	105	1 108	59	1 038	45	3 173	209		
Rejaun/ Region4	4 917	246	4 626	137	4 636	73	14 179	456		
Bobonaro	1 580	61	1 545	50	1 478	14	4 603	125		
Covalima	1 512	81	1 400	39	1 432	19	4 344	139		
Ermera	1 825	104	1 681	48	1 726	40	5 232	192		
Rejaun/ Region5	953	115	761	33	777	20	2 491	168		
Oecusse	953	115	761	33	777	20	2 491	168		
NASIONAL/ NATIONAL	21 170	1 218	20 324	486	19 403	328	60 897	2 032		

Dados apresenta iha leten hasal husi EMIS iha loron 26 Setembru 2011/Data presented above were derived from EMIS as of 26th September 2011

Tabela/Table 28

Persentajen Repetente sira, tui Grau ho SÍklu iha Eskola Primáriu ho Pre-Sekundáriu (Hahú Tinan Eskolár)/Percentage of Repeaters, by Grade and Cycle, in Primary and Pre-Secondary Schools (Beginning of School Year) (Pájlina 1 husi 2/Page 1 of 2)

	Primáriu/Primary														Pre-Sekundáriu/Pre-Secondary													
	Siklu/Cycle 1							Siklu/Cycle 2							Siklu/Cycle 3													
	Grau/Grade 1		Grau/Grade 2		Grau/Grade 3		Grau/Grade 4		Grau/Grade 5		Grau/Grade 6		Total/Total		Grau/Grade 7		Grau/Grade 8		Grau/Grade 9		Total/Total							
	LF/ Girl	LM/ Boy	LF/ Girl	LM/ Boy	LF/ Girl	LM/ Boy	LF/ Girl	LM/ Boy	LF/ Girl	LM/ Boy	LF/ Girl	LM/ Boy	LF/ Girl	LM/ Boy	LF/ Girl	LM/ Boy	LF/ Girl	LM/ Boy	LF/ Girl	LM/ Boy	LF/ Girl	LM/ Boy						
Rejaun/ Region 1	32	36	17	21	14	20	15	20	25	8	12	3	4	5	8	5	7	2	3	1	2	3	4					
	29	33	16	20	13	19	9	14	19	23	8	11	2	3	5	7	4	5	2	4	0	1	2	4				
	33	41	19	23	14	21	13	15	22	28	7	12	3	4	5	8	4	10	2	1	1	1	2	4				
	32	35	20	21	14	19	10	16	22	25	10	14	5	7	7	11	10	14	4	8	1	1	6	9				
	33	37	16	19	16	21	11	15	21	25	7	11	2	3	5	8	3	4	1	1	4	5	2	3				
Rejaun/ Region 2	13	17	10	14	8	12	8	13	10	14	6	9	2	4	4	7	3	5	1	1	1	1	2	2				
	9	12	7	10	6	9	7	12	7	11	6	9	2	4	4	7	2	4	0	1	1	1	1	2				
	23	29	19	26	13	18	12	17	18	24	7	9	3	4	5	7	5	8	2	2	2	1	3	4				
Rejaun/ Region 3	25	31	18	20	14	17	8	14	18	22	9	14	9	11	9	13	7	9	4	4	2	3	4	5				
	31	36	19	22	12	20	10	15	20	25	9	14	8	11	8	13	6	8	3	3	2	2	4	4				
	23	28	16	18	14	15	6	11	16	20	9	15	6	8	8	12	5	8	2	2	1	2	2	4				
	23	30	18	22	16	18	10	17	18	23	10	13	12	14	11	14	10	10	6	5	4	4	7	7				
Rejaun/ Region 4	28	31	15	18	13	16	9	14	19	22	9	9	4	4	6	7	4	6	2	4	1	2	2	4				
	31	37	18	19	14	16	9	13	21	25	8	7	3	4	6	5	2	6	2	5	0	2	1	4				
	36	37	14	17	12	16	7	10	21	23	7	7	2	3	5	5	4	6	2	4	2	1	3	4				
	23	24	14	17	13	16	10	16	16	19	10	12	6	5	8	9	4	7	2	3	2	3	3	4				
Rejaun/ Region 5	27	28	14	16	16	14	13	14	19	21	8	10	3	4	6	7	10	14	6	3	2	3	6	7				
	27	28	14	16	16	14	13	14	19	21	8	10	3	4	6	7	10	14	6	3	2	3	6	7				
NASIONAL/ NATIONAL	26	30	15	18	13	16	9	14	17	21	8	11	4	5	6	8	4	7	2	3	2	2	3	4				

LF: Labarik Feto, LM: Labarik Mane
 Datus apresentada iha leiten hasai husi EMIS iha loron 26 Setembru 2011/Data presented above were derived from EMIS as of 26th September 2011

Tabela/Table 28

Persentajen Repetente sira, tuir Grau ho Síklu iha Eskola Primáriu ho Pre-Sekundáriu (Hahú Tinan Eskolár)/Percentage of Repeaters, by Grade and Cycle, in Primary and Pre-Secondary Schools(Beginning of School Year) (Pájlina 2 husi 2/ Page 2 of 2)

	Primáriu/Primary										Pre-Sekundáriu/Pre-Secondary					
	Síklu/Cycle 1					Síklu/Cycle 2					Síklu/Cycle 3					
	Grau/Grade Total/Total	1 Total	Grau/Grade 2 Total	Grau/Grade 3 Total	Grau/Grade 4 Total	Total/Síklu Total/Cycle	Grau/Grade 5 Total	Grau/Grade 6 Total	Total/Síklu Total/Cycle	Grau/Grade 7 Total	Grau/Grade 8 Total	Grau/Grade 9 Total	Total/Síklu Total/Cycle	3		
Rejaun/ Region 1	34	19	17	13	23		10	3	7	6	3	2	4			
Baucau	31	18	16	12	21		10	3	6	5	3	1	3			
Lautem	37	21	18	14	25		9	4	7	7	1	1	3			
Manatuto	34	21	17	13	24		13	6	9	12	6	1	7			
Viqueque	35	18	18	13	23		9	3	6	3	1	4	3			
Rejaun/ Region 2	15	12	10	11	12		8	3	5	4	1	1	2			
Dili	10	8	8	9	9		8	3	5	3	1	1	2			
Liquica	27	22	16	15	21		8	3	6	7	2	1	3			
Rejaun/ Region 3	28	19	16	11	20		12	10	11	8	4	3	5			
Aileu	34	20	16	12	22		12	10	11	7	3	2	4			
Ainaro	26	17	14	8	18		12	7	10	6	2	1	3			
Manufahi	27	20	17	13	20		12	13	12	10	5	4	7			
Rejaun/ Region 4	30	17	15	11	20		9	4	7	5	3	2	3			
Bobonaro	34	19	15	11	23		8	3	6	4	3	1	3			
Covalima	37	16	14	8	22		7	3	5	5	3	1	3			
Ermera	23	16	14	13	18		11	6	8	6	3	2	4			
Rejaun/ Region 5	28	15	15	14	20		9	3	6	12	4	3	7			
Oecusse	28	15	15	14	20		9	3	6	12	4	3	7			
NASIONAL/ NATIONAL	28	17	15	12	19		9	5	7	6	2	2	3			

Dadus apresentia iha leten hasai husi EMIS iha loron 26 Setembru 2011/ Data presented above were derived from EMIS as of 26th September 2011

Tabela/Table 29

Númeru Estudante ne'ebé Repete iha Eskola Primária sira tui Grau ho Síklu (Finál Tinan Eskolár)/Number of Students Repeating in Primary Schools by Grade and Cycle (End of School Year) (Páina 1 husi 4/Page 1 of 4)

	Primáriu/Primary Síklü/Cycle 1																			
	Grau/Grade 1				Grau/Grade 2				Grau/Grade 3				Grau/Grade 4				Total/Total			
	Matrikula/Enrolled 2008/2009		Repente/Repeating 2010		Matrikula/Enrolled 2008/2009		Repente/Repeating 2010		Matrikula/Enrolled 2008/2009		Repente/Repeating 2010		Matrikula/Enrolled 2008/2009		Repente/Repeating 2010					
	LF/Girl	LM/Boy	LF/Girl	LM/Boy	LF/Girl	LM/Boy	LF/Girl	LM/Boy	LF/Girl	LM/Boy	LF/Girl	LM/Boy	LF/Girl	LM/Boy	LF/Girl	LM/Boy				
Rejiaun/ Region 1	8 787	10 426	2 890	3 789	6 352	6 953	1 085	1 511	5 308	5 813	811	1 218	4 249	4 610	492	722	24 696	27 802	5 278	7 240
	3 113	3 705	949	1 231	2 371	2 611	380	551	2 025	2 225	288	438	1 585	1 812	168	277	9 094	10 353	1 785	2 497
	1 957	2 315	731	1 011	1 425	1 437	258	351	1 073	1 216	186	272	1 044	986	128	152	5 499	5954	1 303	1 786
	1 272	1 499	454	561	900	1 000	189	233	691	733	113	173	478	631	62	103	3 341	3 863	818	1 070
	2 445	2 907	756	986	1 656	1 905	258	376	1 519	1 639	224	335	1 142	1 181	134	190	6 762	7 632	1 372	1 887
Rejiaun/ Region 2	4 909	5 626	731	1 075	4 234	4 792	464	706	3 390	3 665	337	531	2 862	3 306	281	480	15 395	17 389	1 813	2 792
	3 367	3 847	364	534	2 991	3 319	230	353	2 397	2 488	198	314	2 097	2 330	173	314	10 852	11 984	965	1 515
	1 542	1 779	367	541	1 243	1 473	234	353	993	1 177	139	217	765	976	108	166	4 543	5 405	848	1 277
Rejiaun/ Region 3	4 384	5 138	1 118	1 533	3 572	4 053	583	763	2 822	3 120	423	588	2 135	2 426	193	343	12 913	14 737	2 317	3 227
	1 306	1 529	395	513	983	1 152	182	239	743	876	101	204	633	734	62	104	3665	4291	740	1060
	1 855	2 147	443	614	1480	1705	230	282	1136	1253	169	207	735	842	54	105	5206	5947	896	1208
	1 223	1 462	280	406	1109	1196	171	242	943	991	153	177	767	850	77	134	4042	4499	681	959
Rejiaun/ Region 4	8 626	9 638	2 669	3 260	5 973	6 380	962	1 174	4 598	4 833	682	878	3 490	4 036	351	571	22 687	24 887	4 664	5 883
	2 940	3 285	958	1 248	1 963	1 958	380	408	1 475	1 573	241	277	1 205	1 347	108	181	7 583	8 163	1 687	2 114
	2 151	2 401	740	861	1 327	1 399	210	268	1 012	1 034	139	187	825	905	62	87	5 315	5 739	1 151	1 403
	3 535	3 952	971	1 151	2 683	3 023	372	498	2 111	2 226	302	414	1 460	1 784	181	303	9 789	10 985	1 826	2 366
Rejiaun/ Region 5	1 842	2 063	532	628	1 118	1 158	187	223	841	845	167	142	695	616	97	103	4 496	4 682	983	1 096
	1 842	2 063	532	628	1 118	1 158	187	223	841	845	167	142	695	616	97	103	4 496	4 682	983	1 096
NASIONAL/ NATIONAL	28 548	32 891	7 940	10 285	21 249	23 336	3 281	4 377	16 959	18 276	2 420	3 357	13 431	14 994	1 414	2219	80 187	89 497	15 055	20 238

LF: Labarik Foto, LM: Labarik Mane
 Dada's apresenta iha leten hasai hua! EMIS iha lonon 26 Setembru 2011/Data presented above were derived from EMIS as of 26th September 2011

Tabela/Table 29

Númeru Estudante ne'ebé Repete iha Eskola Primária sira tuir Grau ho Síklu (Finál Tinan Eskolár)/Number of Students Repeating in Primary Schools by Grade and Cycle (End of School Year) (Páina 3 husi 4/Page 3 of 4)

	Primáriu/Primary															
	Síklu/Cycle 2								Total/Total							
	Grau/Grade 5				Grau/Grade 6				Repente/Repeating 2010				Matrikula/Enrolled 2008/2009			
	Matrikula/Enrolled 2008/2009	LF/Girl	LM/Boy	Repente/Repeating 2010	Matrikula/Enrolled 2008/2009	LF/Girl	LM/Boy	Repente/Repeating 2010	Matrikula/Enrolled 2008/2009	LF/Girl	LM/Boy	Repente/Repeating 2010	Matrikula/Enrolled 2008/2009	LF/Girl	LM/Boy	Repente/Repeating 2010
Rejaun/ Region 1	3 987	4 225	308	492	3 610	3 693	100	137	7 597	7 918	408	629	32 293	35 720	5 686	7 869
Baucau	1 511	1 612	126	186	1 359	1 398	28	43	2 870	3 010	154	229	11 964	13 363	1 939	2 726
Lautem	897	981	63	115	851	859	29	31	1 748	1 840	92	146	7 247	7 794	1 395	1 932
Manatuto	549	570	48	84	475	470	24	33	1 024	1 040	72	117	4 365	4 903	890	1 187
Viqueque	1 030	1 062	71	107	925	966	19	30	1 955	2 028	90	137	8 717	9 660	1 462	2 024
Rejaun/ Region 2	2 748	3 034	168	285	2 423	2 746	63	115	5 171	5 780	231	400	20 566	23 169	2 044	3 192
Dili	1 952	2 234	123	221	1 795	2 022	45	86	3 747	4 256	168	307	14 599	16 240	1 133	1 822
Liquica	796	800	45	64	628	724	18	29	1 424	1 524	63	93	5 967	6 929	911	1 370
Rejaun/ Region 3	1 981	2 146	183	302	1 860	1 959	165	201	3 841	4 105	348	503	16 754	18 842	2 665	3 730
Aileu	534	562	49	91	507	475	43	60	1 041	1 037	92	151	4 706	5 328	832	1 211
Ainaro	742	843	65	116	734	863	40	53	1 476	1 706	105	169	6 682	7 653	1 001	1 377
Manufahi	705	741	69	95	619	621	82	88	1 324	1 362	151	183	5 366	5 861	832	1 142
Rejaun/ Region 4	3 198	3 317	261	300	2 941	3 020	113	125	6 139	6 337	374	425	28 826	31 224	5 038	6 308
Bobonaro	995	986	85	71	969	906	28	33	1 964	1 892	113	104	9 547	10 055	1 800	2 218
Covalima	802	759	52	58	787	810	28	24	1 589	1 569	70	82	6 904	7 308	1 221	1 485
Ermera	1 401	1 572	124	171	1 185	1 304	67	68	2 586	2 876	191	239	12 375	13 861	2 017	2 605
Rejaun/ Region 5	593	553	48	52	523	479	14	20	1 116	1 032	62	72	5 612	5 714	1 045	1 168
Oecusse	593	553	48	52	523	479	14	20	1 116	1 032	62	72	5 612	5 714	1 045	1 168
NASIONAL/ NATIONAL	12 507	13 275	968	1 431	11 357	11 897	455	598	23 864	25 172	1 423	2 029	104 051	114 669	16 478	22 267

LF: Labarik Feto, LM: Labarik Mame
 Dados apresenta iha leten total husi EMS iha loron 26 Setembru 2011/Data presented above were derived from EMS as of 26th September 2011

Tabela/Table 29

Númeru Estudante ne'ebé Repete iha Eskola Primáriu sira tuir Grau ho Síklu (Finál Tinan Eskolár)/Number of Students Repeating in Primary Schools by Grade and Cycle (End of School Year) (Páina 4 husi 4/Page 4 of 4)

	Primáriu/Primary									
	Siklu/Cycle 2					Totalí Siklu/Total Cycle 2				
	Grau/Grade 5		Grau/Grade 6			Matrikula/Enrolled 2008/2009	Repetente/Repeating 2010	Matrikula/Enrolled 2008/2009	Repetente/Repeating 2010	Totalí Siklu/Total Cycle 1 & 2
	Totalí/Total		Totalí/Total							
	Matrikula/Enrolled 2008/2009	Repetente/Repeating 2010	Matrikula/Enrolled 2008/2009	Repetente/Repeating 2010						
Rejaun/ Region 1	8 212	800	7 303	237	15 515	1 037	68 013	13 555		
Baucau	3 123	312	2 757	71	5 880	383	25 327	4 665		
Lautem	1 878	178	1 710	60	3 588	238	15 041	3 327		
Manatuto	1 119	132	945	57	2 064	189	9 268	2 077		
Viqueque	2 092	178	1 891	49	3 983	227	18 377	3 486		
Rejaun/ Region 2	5 782	453	5 169	178	10 951	631	43 735	5 236		
Dili	4 186	344	3 817	131	8 003	475	30 839	2 955		
Liquica	1 596	109	1 352	47	2 948	156	12 896	2 281		
Rejaun/ Region 3	4 127	485	3 819	366	7 946	851	35 596	6 395		
Aileu	1 096	140	982	103	2 078	243	10 034	2 043		
Ainaro	1 585	181	1 597	93	3 182	274	14 335	2 378		
Manufahi	1 446	164	1 240	170	2 686	334	11 227	1 974		
Rejaun/ Region 4	6 515	561	5 961	238	12 476	799	60 050	11 346		
Bobonaro	1 981	156	1 875	61	3 856	217	19 602	4 018		
Covalima	1 561	110	1 597	42	3 158	152	14 212	2 706		
Ermera	2 973	295	2 489	135	5 462	430	26 236	4 622		
Rejaun/ Region 5	1 146	100	1 002	34	2 148	134	11 326	2 213		
Oecusse	1 146	100	1 002	34	2 148	134	11 326	2 213		
NASIONAL/ NATIONAL	25 782	2 399	23 254	1 053	49 036	3 452	218 720	38 745		

Dados apresenta iha leiten hasai husi EMIS iha lora 26 Setembru 2011/Data presented above were derived from EMIS as of 26th September 2011

Tabela/Table 30

Númeru Estudante ne'ebé Repete iha Eskola Pre-Sekundáriu sira tuir Grau ho Siklu (Finál Tinan Eskolár)/Number of Students Repeating in Pre-Secondary Schools by Grade and Cycle (End of School Year) (Páina 1 husi 2/Page 1 of 2)

		Pre-Sekundáriu/Pre-Secondary																	
		Siklu/Cycle 3																	
		Grau/Grade 7						Grau/Grade 8						Grau/Grade 9					
		Matrikula/Enrolled 2008/2009		Repetente/Repeating 2010		Matrikula/Enrolled 2008/2009		Repetente/Repeating 2010		Matrikula/Enrolled 2008/2009		Repetente/Repeating 2010		Matrikula/Enrolled 2008/2009		Repetente/Repeating 2010		Matrikula/Enrolled 2008/2009	
		LF/Girl	LM/Boy	LF/Girl	LM/Boy	LF/Girl	LM/Boy	LF/Girl	LM/Boy	LF/Girl	LM/Boy	LF/Girl	LM/Boy	LF/Girl	LM/Boy	LF/Girl	LM/Boy	LF/Girl	LM/Boy
Rejaun/ Region 1		3 172	3 296	150	250	2 780	2 865	62	94	2 402	2 579	37	46	8 354	8 740	249	390		
Baucau		1 279	1 355	55	72	1 179	1 181	28	48	1 009	986	5	8	3 467	3 522	88	128		
Lautem		769	845	30	80	602	624	13	7	547	636	5	5	1 918	2 105	48	92		
Manatuto		403	421	46	67	367	377	16	31	320	317	2	2	1 090	1 115	64	100		
Viqueque		721	675	19	31	632	683	5	8	526	640	25	31	1 879	1 998	49	70		
Rejaun/ Region 2		3 064	3 241	77	143	2 797	2 761	21	27	2 743	2 552	35	41	8 604	8 554	133	211		
Dili		2 493	2 582	49	97	2 283	2 220	10	16	2 224	2 072	25	36	7 000	6 874	84	149		
Liquica		571	659	28	46	514	541	11	11	519	480	10	5	1 604	1 680	49	62		
Rejaun/ Region 3		1 756	1 794	104	133	1 563	1 436	57	55	1 396	1 288	37	39	4 715	4 518	198	227		
Aileu		536	525	28	33	458	420	17	15	430	433	8	10	1 424	1 378	53	58		
Ainaro		577	596	25	46	517	493	9	12	414	412	5	8	1 508	1 501	39	66		
Manufahi		643	673	51	54	588	523	31	28	552	443	24	21	1 783	1 639	106	103		
Rejaun/ Region 4		2 433	2 644	89	157	2 405	2 557	44	93	2 220	2 416	30	43	7 058	7 617	163	293		
Bobonaro		822	845	17	44	764	837	12	38	729	812	2	12	2 315	2 494	31	94		
Covalima		733	818	34	47	768	765	13	26	674	656	12	7	2 175	2 239	59	80		
Ermera		878	981	38	66	873	955	19	29	817	948	16	24	2 568	2 884	73	119		
Rejaun/ Region 5		459	483	45	70	379	398	22	11	336	415	6	14	1 174	1 296	73	95		
Oecusse		459	483	45	70	379	398	22	11	336	415	6	14	1 174	1 296	73	95		
NASIONAL/ NATIONAL		10 884	11 458	465	753	9 924	10 017	206	280	9 097	9 250	145	183	29 905	30 725	816	1 216		

LF: Labarik Foto, LM: Labarik Mane
Dadus apresenta iha leten hasai husi EMIS iha loron 26 Setembru 2011/Data presented above were derived from EMIS as of 26th September 2011

Tabela/Table 30

Númeru Estudante ne'ebé Repete iha Eskola Pre-Sekundáriu sira tuir Grau hoSiklu (Finál Tinan Eskolár)/Number of Students Repeating in Pre-Secondary Schools by Grade and Cycle (End of School Year) (Páina 2 husi 2/Page 2 of 2)

	Pre-Sekundáriu/Pre-Secondary Siklu/Cycle 3									
	Grau/Grade 7			Grau/Grade 8			Grau/Grade 9			Total Siklu/Total Cycle
	Total/Total		Repetente/ Repeating 2010	Total/Total		Repetente/ Repeating 2010	Total/Total		Repetente/ Repeating 2010	
	Matrikula/ Enrolled 2008/2009	Matrikula/ Enrolled 2008/2009		Matrikula/ Enrolled 2008/2009	Matrikula/ Enrolled 2008/2009		Matrikula/ Enrolled 2008/2009	Matrikula/ Enrolled 2008/2009		
Rejjaun/ Region 1	6 468	400	156	5 645	4 981	83	17 094	639		
Baucau	2 634	127	76	2 360	1 995	13	6 989	216		
Lautem	1 614	110	20	1 226	1 183	10	4 023	140		
Manatuto	824	113	47	744	637	4	2 205	164		
Viqueque	1 396	50	13	1 315	1 166	56	3 877	119		
Rejjaun/ Region 2	6 305	220	48	5 558	5 295	76	17 158	344		
Dili	5 075	146	26	4 503	4 296	61	13 874	233		
Liquica	1 230	74	22	1 055	999	15	3 284	111		
Rejjaun/ Region 3	3 550	237	112	2 999	2 684	76	9 233	425		
Aileu	1 061	61	32	878	863	18	2 802	111		
Ainaro	1 173	71	21	1 010	826	13	3 009	105		
Manufahi	1 316	105	59	1 111	995	45	3 422	209		
Rejjaun/ Region 4	5 077	246	137	4 962	4 636	73	14 675	456		
Bobonaro	1 667	61	50	1 601	1 541	14	4 809	125		
Covalima	1 551	81	39	1 533	1 330	19	4 414	139		
Ermera	1 859	104	48	1 828	1 765	40	5 452	192		
Rejjaun/ Region 5	942	115	33	777	751	20	2 470	168		
Oecusse	942	115	33	777	751	20	2 470	168		
NASIONAL/ NATIONAL	22 342	1 218	486	19 941	18 347	328	60 630	2 032		

Dados a prezenta iha leten hasai husi EMIS iha lora 26 Setembru 2011/Data presented above were derived from EMIS as of 26th September 2011

Tabela/Table 31

Taxa Repetisaun Labarik Feto ho Labarik Mane (%) iha Eskola Primáriu tuir Grauhosíklu (Finál Tinan Eskolár)/Repetition Rate of Girls and Boys (%) in Primary Schools by Grade and Cycle (End of School Year) (Páina 1 husi 2/Page 1 of 2)

	Primáriu/Primary																	
	Síklu/Cycle 1						Síklu/Cycle 2						Síklu/Cycle 1 & 2					
	Grau/Grade 1		Grau/Grade 2		Grau/Grade 3		Grau/Grade 4		Total/Total		Grau/Grade 5		Grau/Grade 6		Total/Total		Síklu/Cycle 1 & 2	
	LF/Girl	LM/Boy	LF/Girl	LM/Boy	LF/Girl	LM/Boy	LF/Girl	LM/Boy	LF/Girl	LM/Boy	LF/Girl	LM/Boy	LF/Girl	LM/Boy	LF/Girl	LM/Boy	LF/Girl	LM/Boy
Reljaun/ Region 1	32.89	36.34	17.08	21.73	15.28	20.95	11.58	15.66	21.37	26.04	7.73	11.64	2.77	3.71	5.37	7.94	17.61	22.03
Baucau	30.49	33.23	16.03	21.10	14.22	19.69	10.60	15.29	19.63	24.12	8.34	11.54	2.06	3.08	5.37	7.61	16.21	20.40
Lautem	37.35	43.67	18.11	24.43	17.33	22.37	12.26	15.42	23.70	30.00	7.02	11.72	3.41	3.61	5.26	7.93	19.25	24.79
Manatuto	35.69	37.42	21.00	23.30	16.35	23.60	12.97	16.32	24.48	27.70	8.74	14.74	5.05	7.02	7.03	11.25	20.39	24.21
Viqueque	30.92	33.92	15.58	19.74	14.75	20.44	11.73	16.09	20.29	24.72	6.89	10.08	2.05	3.11	4.60	6.76	16.77	20.95
Reljaun/ Region 2	14.89	19.11	10.96	14.73	9.94	14.49	9.82	14.52	11.78	16.06	6.11	9.39	2.60	4.19	4.47	6.92	9.94	13.78
Dili	10.81	13.88	7.69	10.64	8.26	12.62	8.25	13.48	8.89	12.64	6.30	9.89	2.51	4.25	4.48	7.21	7.76	11.22
Liquica	23.80	30.41	18.83	23.96	14.00	18.44	14.12	17.01	18.67	23.63	5.65	8.00	2.87	4.01	4.42	6.10	15.27	19.77
Reljaun/ Region 3	25.50	29.84	16.32	18.83	14.99	18.85	9.04	14.14	17.94	21.90	9.24	14.07	8.87	10.26	9.06	12.25	15.91	19.80
Aileu	30.25	33.55	18.51	20.75	13.59	23.29	9.79	14.17	20.19	24.70	9.18	16.19	8.48	12.63	8.84	14.56	17.68	22.73
Ainaro	23.88	28.60	15.54	16.54	14.88	16.52	7.35	12.47	17.21	20.31	8.76	13.76	5.45	6.14	7.11	9.91	14.98	17.99
Manufahi	22.89	27.77	15.42	20.23	16.22	17.86	10.04	15.76	16.85	21.32	9.79	12.82	13.25	14.17	11.40	13.44	15.51	19.48
Reljaun/ Region 4	30.94	33.82	16.11	18.40	14.83	18.17	10.06	14.15	20.56	23.64	8.16	9.04	3.84	4.14	6.09	6.71	17.48	20.20
Bobonaro	32.59	37.99	19.36	20.84	16.34	17.61	8.96	13.44	22.25	25.90	8.54	7.20	2.89	3.64	5.75	5.50	18.85	22.06
Covalima	34.40	35.86	15.83	19.16	13.74	18.09	7.52	9.61	21.66	24.45	6.48	7.64	2.29	2.96	4.41	5.23	17.69	20.32
Ermera	27.47	29.12	13.87	16.47	14.31	18.60	12.40	16.98	18.65	21.54	8.85	10.88	5.65	5.21	7.39	8.31	16.30	18.79
Reljaun/ Region 5	28.88	30.44	16.73	19.26	19.86	16.80	13.96	16.72	21.86	23.41	8.09	9.40	2.68	4.18	5.56	6.98	18.62	20.44
Oecusse	28.88	30.44	16.73	19.26	19.86	16.80	13.96	16.72	21.86	23.41	8.09	9.40	2.68	4.18	5.56	6.98	18.62	20.44
NASIONAL/ NATIONAL	27.81	31.27	15.44	18.76	14.27	18.37	10.53	14.80	18.77	22.61	7.74	10.78	4.01	5.03	5.96	8.06	15.84	19.42

LF: Labarik Feto, LM: Labarik Mane
 Dados apresenta iha leiten hasai husi EMIS ihaoron 26 Setembru 2011/Data presented above were derived from EMIS as of 26th September 2011

Tabela/Table 31 Taxa Repetisaun Labarik Feto ho Labarik Mane (%) iha Eskola Primáriu tuir GrauhoSiklu (Finál Tinan Eskolár)/Repetition Rate of Girls and Boys (%) in Primary Schools by Grade and Cycle (End of School Year) (Páina 2 husi 2/Page 2 of 2)

	Primáriu/Primary									
	Siklu/Cycle 1					Siklu/Cycle 2				
	Grau/Grade 1 Total/Total	Grau/Grade 2 Total/Total	Grau/Grade 3 Total/Total	Grau/Grade 4 Total/Total	Total Siklu/ Total Cycle 1	Grau/Grade 5 Total/Total	Grau/Grade 6 Total/Total	Total Siklu/ Total Cycle 2	Total Siklu/ Total Cycle 1&2	
Rejaun/ Region 1	34.76	19.51	18.24	13.70	23.84	9.74	3.25	6.68	19.93	
Baucau	31.97	18.69	17.08	13.10	22.02	9.99	2.58	6.51	18.42	
Lautem	40.78	21.28	20.01	13.79	26.97	9.48	3.51	6.63	22.12	
Manatuto	36.63	22.21	20.08	14.88	26.21	11.80	6.03	9.16	22.41	
Viqueque	32.55	17.80	17.70	13.95	22.64	8.51	2.59	5.70	18.97	
Rejaun/ Region 2	17.14	12.96	12.30	12.34	14.05	7.83	3.44	5.76	11.97	
Dili	12.45	9.24	10.48	11.00	10.86	8.22	3.43	5.94	9.58	
Liquica	27.34	21.61	16.41	15.74	21.36	6.83	3.48	5.29	17.69	
Rejaun/ Region 3	27.84	17.65	17.01	11.75	20.05	11.75	9.58	10.71	17.97	
Aileu	32.03	19.72	18.84	12.14	22.62	12.77	10.49	11.69	20.36	
Ainaro	26.41	16.08	15.74	10.08	18.86	11.42	5.82	8.61	16.59	
Manufahi	25.55	17.92	17.06	13.05	19.20	11.34	13.71	12.43	17.58	
Rejaun/ Region 4	32.46	17.29	16.54	12.25	22.17	8.61	3.99	6.40	18.89	
Bobonaro	35.44	20.10	16.99	11.32	24.14	7.87	3.25	5.63	20.50	
Covalima	35.17	17.53	15.93	8.61	23.10	7.05	2.63	4.81	19.04	
Ermera	28.34	15.25	16.51	14.92	20.18	9.92	5.42	7.87	17.62	
Rejaun/ Region5	29.71	18.01	18.33	15.26	22.65	8.73	3.39	6.24	19.54	
Oecusse	29.71	18.01	18.33	15.26	22.65	8.73	3.39	6.24	19.54	
NASIONAL/ NATIONAL	29.66	17.18	16.40	12.78	20.80	9.30	4.53	7.04	17.71	

Dados apresentados iha leiten hasal husi EMIS iha loran 26 Setembru 2011/Data presented above were derived from EMIS as of 26th September 2011.

Tabela/Table 32

Taxa Repetisaun/Labarik Feto ho Labarik Mane sira (%) iha Eskola Pre-Sekundáriu tuir Grau ho Síklu (Finál Tinan Eskolár)/Repetition Rate of Girls and Boys (%) in Pre-Secondary Schools by Grade and Cycle (End of School Year)

	Pre-Sekundáriu/Pre-Secondary Síklu/Cycle 3											
	Grau/Grade 7				Grau/Grade 8				Grau/Grade 9			
	LF/Girl	LM/Boy	Total/Total		LF/Girl	LM/Boy	Total/Total		LF/Girl	LM/Boy	Total/Total	
Rejaun/ Region 1	4.73	7.58	6.18		2.23	3.28	2.76		1.54	1.78	1.67	
Baucau	4.30	5.31	4.82		2.37	4.06	3.22		0.50	0.81	0.65	
Lautem	3.90	9.47	6.82		2.16	1.12	1.63		0.91	0.79	0.85	
Manatuto	11.41	15.91	13.71		4.36	8.22	6.32		0.63	0.63	0.63	
Viqueque	2.64	4.59	3.58		0.79	1.17	0.99		4.75	4.84	4.80	
Rejaun/ Region 2	2.51	4.41	3.49		0.75	0.98	0.86		1.28	1.61	1.44	
Dili	1.97	3.76	2.88		0.44	0.72	0.58		1.12	1.74	1.42	
Liquica	4.90	6.98	6.02		2.14	2.03	2.09		1.93	1.04	1.50	
Rejaun/ Region 3	5.92	7.41	6.68		3.65	3.83	3.73		2.65	3.03	2.83	
Alileu	5.22	6.29	5.75		3.71	3.57	3.64		1.86	2.31	2.09	
Ainaro	4.33	7.72	6.05		1.74	2.43	2.08		1.21	1.94	1.57	
Manufahi	7.93	8.02	7.98		5.27	5.35	5.31		4.35	4.74	4.52	
Rejaun/ Region 4	3.66	5.94	4.85		1.83	3.64	2.76		1.35	1.78	1.57	
Bobonaro	2.07	5.21	3.66		1.57	4.54	3.12		0.27	1.48	0.91	
Covalima	4.64	5.75	5.22		1.69	3.40	2.54		1.78	1.07	1.43	
Ermera	4.33	6.73	5.59		2.18	3.04	2.63		1.96	2.53	2.27	
Rejaun/ Region 5	9.80	14.49	12.21		5.80	2.76	4.25		1.79	3.37	2.66	
Oecusse	9.80	14.49	12.21		5.80	2.76	4.25		1.79	3.37	2.66	
NASIONAL/ NATIONAL	4.27	6.57	5.45		2.08	2.80	2.44		1.59	1.98	1.79	

LF: Labarik Feto, LM: Labarik Mane

Dados apresentados iha leten hasai husi EMS iha loran 26 Setembru 2011/Data presented above were derived from EMS as of 26th September 2011

Tabela/Table 33

Número Estudante ne'ebé Abandona Eskola iha Eskola Primária sira tuir Grau ho Síku (Finál Tinan Eskolár)/Number of Students Dropped-Out in Primary Schools by Grade and Cycle (End of School Year) (Página 1 husi 4/ Page 1 of 4)

Primáriu/Pámarý Sikku/Cycle 1																					
Grau/Grade 1				Grau/Grade 2				Grau/Grade 3				Grau/Grade 4				Total/Total					
Matrikula/Enrolled 2008/2009		Abandonu/Drop-Out 2010		Matrikula/Enrolled 2008/2009		Abandonu/Drop-Out 2010		Matrikula/Enrolled 2008/2009		Abandonu/Drop-Out 2010		Matrikula/Enrolled 2008/2009		Abandonu/Drop-Out 2010							
LF/Girl	LM/Boy	LF/Girl	LM/Boy	LF/Girl	LM/Boy	LF/Girl	LM/Boy	LF/Girl	LM/Boy	LF/Girl	LM/Boy	LF/Girl	LM/Boy	LF/Girl	LM/Boy						
Reijaun/ Region 1																					
8 787	10 426	452	532	6 352	6 953	186	277	5 308	5 813	149	226	4 249	4 610	146	197	24 696	27 802	933	1 232		
3 113	3 705	164	195	2 371	2 611	62	93	2 025	2 225	47	70	1 585	1 812	57	69	9 094	10 353	330	427		
1 957	2 315	54	60	1 425	1 437	24	18	1 073	1 216	13	20	1 044	986	10	17	5 499	5 954	101	115		
1 272	1 499	67	87	900	1 000	28	44	691	733	20	31	478	631	13	32	3 341	3 863	128	194		
2 445	2 907	167	190	1 656	1 905	72	122	1 519	1 639	69	105	1 142	1 181	66	79	6 762	7 632	374	496		
Reijaun/ Region 2																					
4 909	5 626	200	263	4 234	4 792	112	150	3 390	3 665	73	123	2 862	3 306	70	121	15 395	17 389	455	657		
3 367	3 847	76	109	2 991	3 319	51	62	2 397	2 488	17	32	2 097	2 330	24	36	10 852	11 984	168	239		
1 542	1 779	124	154	1 243	1 473	61	88	993	1 177	56	91	765	976	46	85	4 543	5 405	287	418		
Reijaun/ Region 3																					
4 384	5 138	271	353	3 572	4 053	194	240	2 822	3 120	147	201	2 135	2 426	111	168	12 913	14 737	723	962		
1 306	1 529	51	73	983	1 152	30	49	743	876	29	40	633	734	32	48	3 665	4 291	142	210		
1 855	2 147	135	164	1 480	1 705	127	134	1 136	1 253	76	107	735	842	44	65	5 206	5 947	382	470		
1 223	1 462	85	116	1 109	1 196	37	57	943	991	42	54	767	850	35	55	4 042	4 499	199	282		
Reijaun/ Region 4																					
8 626	9 638	514	606	5 973	6 380	249	309	4 598	4 833	200	249	3 490	4 036	177	244	22 687	24 887	1 140	1 408		
2 940	3 285	186	200	1 963	1 958	79	86	1 475	1 573	66	69	1 205	1 347	58	80	7 583	8 163	389	435		
2 151	2 401	83	120	1 327	1 399	41	67	1 012	1 034	27	35	825	905	25	41	5 315	5 739	176	263		
3 535	3 952	245	286	2 683	3 023	129	156	2 111	2 226	107	145	1 460	1 784	94	123	9 789	10 985	575	710		
Reijaun/ Region 5																					
1 842	2 063	121	168	1 118	1 158	48	75	841	845	39	53	695	616	48	47	4 496	4 682	256	343		
1 842	2 063	121	168	1 118	1 158	48	75	841	845	39	53	695	616	48	47	4 496	4 682	256	343		
NASIONAL/ NATIONAL		28 548	32 891	1 558	1 922	21 249	23 336	789	1 051	16 959	18 276	608	852	13 431	14 994	552	777	80 187	89 497	3 507	4 602

LF: Labarik Feto, LM: Labarik Mane
Datus aprezenta iha leten hasai husi EMS ita lora 26 Setembru 2011/Data presented above were derived from EMS as of 26th September 2011

Tabela/Table 33

Númeru Estudante ne'ebé Abandona Eskola iha Eskola Primáriu sira tuir Grau ho Síklu (Finál Tinan Eskolár)/Number of Students Dropped-Out in Primary Schools by Grade and Cycle (End of School Year) (Páina 2 husi 4/Page 2 of 4)

	Primáriu/Primary Siklu/Cycle 1											
	Grau/Grade 1 Total/Total			Grau/Grade 2 Total/Total			Grau/Grade 3 Total/Total			Grau/Grade 4 Total/Total		
	Matrikula/ Enrolled 2008/2009	Abandonu/ Drop-Out 2010		Matrikula/ Enrolled 2008/2009	Abandonu/ Drop-Out 2010		Matrikula/ Enrolled 2008/2009	Abandonu/ Drop-Out 2010		Matrikula/ Enrolled 2008/2009	Abandonu/ Drop-Out 2010	
Rejaun/ Region 1	19 213	984		13 305	463		11 121	375		8 859	343	
Baucau	6 818	359		4 982	155		4 250	117		3 397	126	
Lautem	4 272	114		2 862	42		2 289	33		2 030	27	
Manatuto	2 771	154		1 900	72		1 424	51		1 109	45	
Viqueque	5 352	357		3 561	194		3 158	174		2 323	145	
Rejaun/ Region 2	10 535	463		9 026	262		7 055	196		6 168	191	
Dili	7 214	185		6 310	113		4 885	49		4 427	60	
Liquica	3 321	278		2 716	149		2 170	147		1 741	131	
Rejaun/ Region 3	9 522	624		7 625	434		5 942	348		4 561	279	
Aileu	2 835	124		2 135	79		1 619	69		1 367	80	
Ainaro	4 002	299		3 185	261		2 389	183		1 577	109	
Manufahi	2 685	201		2 305	94		1 934	96		1 617	90	
Rejaun/ Region 4	18 264	1 120		12 353	558		9 431	449		7 526	421	
Bobonaro	6 225	386		3 921	165		3 048	135		2 552	138	
Covalima	4 552	203		2 726	108		2 046	62		1 730	66	
Ermera	7 487	531		5 706	285		4 337	252		3 244	217	
Rejaun/ Region 5	3 905	289		2 276	123		1 686	92		1 311	95	
Oecusse	3 905	289		2 276	123		1 686	92		1 311	95	
NASIONAL/ NATIONAL	61 439	3 480		44 585	1 840		35 235	1 460		28 425	1 329	

Dados apresenta iha leten hasai husi EMIS iha loron 26 Setembru 2011/Data presented above were derived from EMIS as of 26th September 2011

Tabela/Table 33

Número Estudante ne'ebé Abandona Eskola iha Eskola Primáriu sira tuir Grau ho Síku (Finál Tinan Eskolár)/Number of Students Dropped-Out in Primary Schools by Grade and Cycle(End of School Year) (Páina 3 husi 4/Page 3 of 4)

	Primáriu/Primary Siku/Cycle 2														Siku/Cycle 1 & 2			
	Grau/Grade 5				Grau/Grade 6				Total/Total									
	Matrikula/Enrolled 2008/2009		Abandonu/Drop-Out 2010		Matrikula/Enrolled 2008/2009		Abandonu/Drop-Out 2010		Matrikula/Enrolled 2008/2009		Abandonu/Drop-Out 2010		Matrikula/Enrolled 2008/2009		Abandonu/Drop-Out 2010			
	LF/Girl	LM/Boy	LF/Girl	LM/Boy	LF/Girl	LM/Boy	LF/Girl	LM/Boy	LF/Girl	LM/Boy	LF/Girl	LM/Boy	LF/Girl	LM/Boy	LF/Girl	LM/Boy		
Rejaun/ Region 1	3 987	4 225	134	153	3 610	3 693	33	39	7 597	7 918	167	192	32 293	35 720	1100	1 424		
Baucau	1 511	1 612	48	58	1 359	1 398	6	10	2 870	3 010	54	68	11 964	13 363	384	495		
Lautem	897	981	13	19	851	859	3	7	1 748	1 840	16	26	7 247	7 794	117	141		
Manatuto	549	570	25	26	475	470	7	6	1 024	1 040	32	32	4 365	4 903	160	226		
Viqueque	1 030	1 062	48	50	925	966	17	16	1 955	2 028	65	66	8 717	9 660	439	562		
Rejaun/ Region 2	2 748	3 034	70	101	2 423	2 746	21	35	5 171	5 780	91	136	20 566	23 169	546	793		
Dili	1 952	2 234	21	27	1 795	2 022	8	14	3 747	4 256	29	41	14 599	16 240	197	280		
Liquica	796	800	49	74	628	724	13	21	1 424	1 524	62	95	5 967	6 929	349	513		
Rejaun/ Region 3	1 981	2 146	103	182	1 860	1 959	33	57	3 841	4 105	136	239	16 754	18 842	859	1 201		
Aileu	534	562	20	32	507	475	12	17	1 041	1 037	32	49	4 706	5 328	174	259		
Ainaro	742	843	62	104	734	863	7	20	1 476	1 706	69	124	6 682	7 653	451	594		
Manufahi	705	741	21	46	619	621	14	20	1 324	1 362	35	66	5 366	5 861	234	348		
Rejaun/ Region 4	3 198	3 317	165	192	2 941	3 020	43	55	6 139	6 337	208	247	28 826	31 224	1348	1 655		
Bobonaro	995	986	46	55	969	906	20	19	1 964	1 892	66	74	9 547	10 055	455	509		
Covalima	802	759	31	26	787	810	7	8	1 589	1 569	38	34	6 904	7 308	214	297		
Ermera	1 401	1 572	88	111	1 185	1 304	16	28	2 586	2 876	104	139	12 375	13 861	679	849		
Rejaun/ Region 5	593	553	35	17	523	479	22	14	1 116	1 032	57	31	5 612	5 714	313	374		
Oecusse	593	553	35	17	523	479	22	14	1 116	1 032	57	31	5 612	5 714	313	374		
NASIONAL/ NATIONAL	12 507	13 275	507	645	11 357	11 897	152	200	23 864	25 172	659	845	104 051	114 669	4166	5 447		

LF: Labarik Foto, LM: Labarik Mane
 Dados apresenta iha leen iasal husi EMIS iha loran 26 Setembru 2011/Data presented above were derived from EMIS as of 26th September 2011

Tabela/Table 33

Númeru Estudante ne'ebé Abandona Eskola iha Eskola Primáriu sira tuir Grau ho Síklu (Finál Tinan Eskolár)/Number of Students Dropped-Out in Primary Schools by Grade and Cycle (End of School Year) (Pájlina 4 husi 4/Page 4 of 4)

	Primáriu/Primary Siklu/ Cycle 2									
	Grau/Grade 5		Grau/Grade 6		Total Siklu/ Total Cycle 2		Total Siklu/ Total Cycle 1 & 2			
	Total/Total		Total/Total		Total/Total		Total/Total			
	Matrikula/Enrolled 2008/2009	Abandonu/Drop-Out 2010	Matrikula/Enrolled 2008/2009	Abandonu/Drop-Out 2010	Matrikula/Enrolled 2008/2009	Abandonu/Drop-Out 2010	Matrikula/Enrolled 2008/2009	Abandonu/Drop-Out 2010		
Rejiaun/ Region 1	8 212	287	7 303	72	15 515	359	68 013	2 524		
Baucau	3 123	106	2 757	16	5 880	122	25 327	879		
Lautem	1 878	32	1 710	10	3 588	42	15 041	258		
Manatuto	1 119	51	945	13	2 064	64	9 268	386		
Viqueque	2 092	98	1 891	33	3 983	131	18 377	1 001		
Rejiaun/ Region 2	5 782	171	5 169	56	10 951	227	43 735	1 339		
Dili	4 186	48	3 817	22	8 003	70	30 839	477		
Liquica	1 596	123	1 352	34	2 948	157	12 896	862		
Rejiaun/ Region 3	4 127	285	3 819	90	7 946	375	35 596	2 060		
Aileu	1 096	52	982	29	2 078	81	10 034	433		
Ainaro	1 585	166	1 597	27	3 182	193	14 335	1 045		
Manufahi	1 446	67	1 240	34	2 686	101	11 227	582		
Rejiaun/ Region 4	6 515	357	5 961	98	12 476	455	60 050	3 003		
Bobonaro	1 981	101	1 875	39	3 856	140	19 602	964		
Covalima	1 561	57	1 597	15	3 158	72	14 212	511		
Ermera	2 973	199	2 489	44	5 462	243	26 236	1 528		
Rejiaun/ Region 5	1 146	52	1 002	36	2 148	88	11 326	687		
Oecusse	1 146	52	1 002	36	2 148	88	11 326	687		
NASIONAL/ NATIONAL	25 782	1 152	23 254	352	49 036	1 504	218 720	9 613		

Dados apresenta iha leten hasal husi EMIS iha loron 26 Setembru 2011/ Data presented above were derived from EMIS as of 26th September 2011

Tabela/Table 34

Númeru Estudante ne'ebé Abandona Eskola iha Eskola Pre-Sekundáriu sira tui Grau ho Síklu (Finál Tinan Eskolár)/Number of Students Dropped-Out in Pre-Secondary Schools by Grade and Cycle (End of School Year) (Pájlina 1 husi 2/Page 1 of 2)

	Pre-Sekundáriu/Pre-Secondary Síklu/Cycle 3																	
	Grau/Grade 7						Grau/Grade 8						Grau/Grade 9					
	Matrikula/Enrolled 2008/2009			Abandonu/Drop-Out 2010			Matrikula/Enrolled 2008/2009			Abandonu/Drop-Out 2010			Matrikula/Enrolled 2008/2009			Abandonu/Drop-Out 2010		
	LF/Girl	LM/Boy	LM/Boy	LF/Girl	LM/Boy	LM/Boy	LF/Girl	LM/Boy	LM/Boy	LF/Girl	LM/Boy	LM/Boy	LF/Girl	LM/Boy	LM/Boy	LF/Girl	LM/Boy	LM/Boy
Rejaun/ Region 1	3 172	3 296	96	129	74	74	2 780	2 865	74	74	2 402	2 579	22	19	8 354	8 740	192	222
Baucau	1 279	1 355	35	53	34	34	1 179	1 181	30	34	1 009	986	5	1	3 467	3 522	70	88
Lautem	769	845	27	31	12	12	602	624	13	12	547	636	0	0	1 918	2 105	40	43
Manatuto	403	421	8	10	9	9	367	377	8	9	320	317	3	2	1 090	1 115	19	21
Viqueque	721	675	26	35	19	19	632	683	23	19	526	640	14	16	1 879	1 998	63	70
Rejaun/ Region 2	3 064	3 241	55	77	19	27	2 797	2 761	19	27	2 743	2 552	14	17	8 604	8 554	88	121
Dili	2 493	2 582	25	34	7	8	2 283	2 220	7	8	2 224	2 072	11	10	7 000	6 874	43	52
Liquica	571	659	30	43	12	19	514	541	12	19	519	480	3	7	1 604	1 680	45	69
Rejaun/ Region 3	1 756	1 794	76	112	44	52	1 563	1 436	44	52	1 396	1 288	16	14	4 715	4 518	136	178
Aileu	536	525	23	17	9	10	458	420	9	10	430	433	4	3	1 424	1 378	36	30
Alnaro	577	596	13	27	10	20	517	493	10	20	414	412	7	7	1 508	1 501	30	54
Manufahi	643	673	40	68	25	22	588	523	25	22	552	443	5	4	1 783	1 639	70	94
Rejaun/ Region 4	2 433	2 644	66	95	69	56	2 405	2 557	69	56	2 220	2 416	19	62	7 058	7 617	154	213
Bobonaro	822	845	21	33	16	14	764	837	16	14	729	812	1	9	2 315	2 494	38	56
Covalima	733	818	17	29	31	18	768	765	31	18	674	656	1	3	2 175	2 239	49	50
Ermera	878	981	28	33	22	24	873	955	22	24	817	948	17	50	2 568	2 884	67	107
Rejaun/ Region 5	459	483	21	26	17	13	379	398	17	13	336	415	1	1	1 174	1 296	39	40
Oecusse	459	483	21	26	17	13	379	398	17	13	336	415	1	1	1 174	1 296	39	40
NASIONAL/ NATIONAL	10 884	11 458	314	439	223	222	9 924	10 017	223	222	9 097	9 250	72	113	29 905	30 725	609	774

LF: Labarik Foto, LM: Labarik Mane
 Dadus apresentia iha leten hasai husi EMIS iha loran 26 Setembru 2011/Data presented above were derived from EMIS as of 26th September 2011

Tabela/Table 34

Número Estudante ne'ebé Abandona Eskola iha Eskola Pre-Sekundáriu sira tuir Grau ho Síklu (Finál Tinan Eskolár)/Number of Students Dropped-Out in Pre-Secondary Schools by Grade and Cycle (End of School Year) (Páina 2 husi 2/Page 2 of 2)

Pre-Sekundáriu/Pre-Secondary Siklu/Cycle 3											
	Grau/Grade 7			Grau/Grade 8			Grau/Grade 9			Total Siklu/ Total Cycle 3	
	Total/Total			Total/Total			Total/Total				
	Matrikula/Enrolled 2008/2009	Abandonu/Drop-Out 2010		Matrikula/Enrolled 2008/2009	Abandonu/Drop-Out 2010		Matrikula/Enrolled 2008/2009	Abandonu/Drop-Out 2010		Matrikula/Enrolled 2008/2009	Abandonu/Drop-Out 2010
Rejaun/ Region 1	6 468	225		5 645	148		4 981	41		17 094	414
Baucau	2 634	88		2 360	64		1 995	6		6 989	158
Lautem	1 614	58		1 226	25		1 183	0		4 023	83
Manatuto	824	18		744	17		637	5		2 205	40
Viqueque	1 396	61		1 315	42		1 166	30		3 877	133
Rejaun/ Region 2	6 305	132		5 558	46		5 295	31		17 158	209
Dili	5 075	59		4 503	15		4 296	21		13 874	95
Liquica	1 230	73		1 055	31		999	10		3 284	114
Rejaun/ Region 3	3 550	188		2 999	96		2 684	30		9 233	314
Aileu	1 061	40		878	19		863	7		2 802	66
Ainaro	1 173	40		1 010	30		826	14		3 009	84
Manufahi	1 316	108		1 111	47		995	9		3 422	164
Rejaun/ Region 4	5 077	161		4 962	125		4 636	81		14 675	367
Bobonaro	1 667	54		1 601	30		1 541	10		4 809	94
Covalima	1 551	46		1 533	49		1 330	4		4 414	99
Ermera	1 859	61		1 828	46		1 765	67		5 452	174
Rejaun/ Region 5	942	47		777	30		751	2		2 470	79
Oecusse	942	47		777	30		751	2		2 470	79
NASIONAL/ NATIONAL	22 342	753		19 941	445		18 347	185		60 630	1 383

Dados apresentados iha leten hasai husi EMIS iha loran 26 Setembru 2011/Data presented above were derived from EMIS as of 26th September 2011

Tabela/Table 35

Taxa Abandonu Eskolár ba Labarik Feto ho Labarik Mane (%) iha Eskola Primáriu sira tuir Grau ho Síku (Finál Tinan Eskolár)/Drop-Out Rate of Girls and Boys (%) in Primary Schools by Grade and Cycle (End of School Year) (Páina 1 husi 2/Page 1 of 2)

	Primáriu/Primary																	
	Siklu/Cycle 1						Siklu/Cycle 2						Siklu/Cycle 1 & 2					
	Grau/Grade 1			Grau/Grade 2			Grau/Grade 3			Grau/Grade 4			Grau/Grade 5			Grau/Grade 6		
	LF/Girl	LM/Boy		LF/Girl	LM/Boy		LF/Girl	LM/Boy		LF/Girl	LM/Boy		LF/Girl	LM/Boy		LF/Girl	LM/Boy	
Rejiaun/ Region 1	5.14	5.10	2.93	3.98	2.81	3.89	3.44	4.27	3.78	4.43	3.36	3.62	0.91	1.06	2.20	2.42	3.41	3.99
Baucau	5.27	5.26	2.61	3.56	2.32	3.15	3.60	3.81	3.63	4.12	3.18	3.60	0.44	0.72	1.88	2.26	3.21	3.70
Lautem	2.76	2.59	1.68	1.25	1.21	1.64	0.96	1.72	1.84	1.93	1.45	1.94	0.35	0.81	0.92	1.41	1.61	1.81
Manatuto	5.27	5.80	3.11	4.40	2.89	4.23	2.72	5.07	3.83	5.02	4.55	4.56	1.47	1.28	3.13	3.08	3.67	4.61
Viqueque	6.83	6.54	4.35	6.40	4.54	6.41	5.78	6.69	5.53	6.50	4.66	4.71	1.84	1.66	3.32	3.25	5.04	5.82
Rejiaun/ Region 2	4.07	4.67	2.65	3.13	2.15	3.36	2.45	3.66	2.96	3.78	2.55	3.33	0.87	1.27	1.76	2.35	2.65	3.42
Dili	2.26	2.83	1.71	1.87	0.71	1.29	1.14	1.55	1.55	1.99	1.08	1.21	0.45	0.69	0.77	0.96	1.35	1.72
Liquica	8.04	8.66	4.91	5.97	5.64	7.73	6.01	8.71	6.32	7.73	6.16	9.25	2.07	2.90	4.35	6.23	5.85	7.40
Rejiaun/ Region 3	6.18	6.87	5.43	5.92	5.21	6.44	5.20	6.92	5.60	6.53	5.20	8.48	1.77	2.91	3.54	5.82	5.13	6.37
Aileu	3.91	4.77	3.05	4.25	3.90	4.57	5.06	6.54	3.87	4.89	3.75	5.69	2.37	3.58	3.07	4.73	3.70	4.86
Ainaro	7.28	7.64	8.58	7.86	6.69	8.54	5.99	7.72	7.34	7.90	8.36	12.34	0.95	2.32	4.67	7.27	6.75	7.76
Manufahi	6.95	7.93	3.34	4.77	4.45	5.45	4.56	6.47	4.92	6.27	2.98	6.21	2.26	3.22	2.64	4.85	4.36	5.94
Rejiaun/ Region 4	5.96	6.29	4.17	4.84	4.35	5.15	5.07	6.05	5.02	5.66	5.16	5.79	1.46	1.82	3.39	3.90	4.68	5.30
Bobonaro	6.33	6.09	4.02	4.39	4.47	4.39	4.81	5.94	5.13	5.33	4.62	5.58	2.06	2.10	3.36	3.91	4.77	5.06
Covalima	3.86	5.00	3.09	4.79	2.67	3.38	3.03	4.53	3.31	4.58	3.87	3.43	0.89	0.99	2.39	2.17	3.10	4.06
Ermera	6.93	7.24	4.81	5.16	5.07	6.51	6.44	6.89	5.87	6.46	6.28	7.06	1.35	2.15	4.02	4.83	5.49	6.13
Rejiaun/ Region 5	6.57	8.14	4.29	6.48	4.64	6.27	6.91	7.63	5.69	7.33	5.90	3.07	4.21	2.92	5.11	3.00	5.58	6.55
Oecusse	6.57	8.14	4.29	6.48	4.64	6.27	6.91	7.63	5.69	7.33	5.90	3.07	4.21	2.92	5.11	3.00	5.58	6.55
NASIONAL/ NATIONAL	5.46	5.84	3.71	4.50	3.59	4.66	4.11	5.18	4.37	5.14	4.05	4.86	1.34	1.68	2.76	3.36	4.00	4.75

LF: Labarik Feto, LM: Labarik Mane
 Dados apresentados iha leten hasai husi EMIS iha lonon 26 Setembru 2011/Data presented above were derived from EMIS as of 26th September 2011

Tabela/Table 35

Taxa Abandonu Eskolár ba Labarik Feto ho Labarik Mane (%) iha Eskola Primáriu sira tuir Grau ho Síklu (Finál Tinan Eskolár)/Drop-Out Rate of Girls and Boys (%) in Primary Schools by Grade and Cycle (End of School Year) (Pájjina 2 husi 2/Page 2 of 2)

	Primáriu/Primary									
	Síklu/Cycle 1					Síklu/Cycle 2				
	Grau/Grade 1 Total/Total	Grau/Grade 2 Total/Total	Grau/Grade 3 Total/Total	Grau/Grade 4 Total/Total	Total Síklu/ Total Cycle 1	Grau/Grade 5 Total/Total	Grau/Grade 6 Total/Total	Total Síklu/ Total Cycle 2	Total Síklu/ Total Cycle 1&2	
Rejaun/ Region 1	5.12	3.48	3.37	3.87	4.12	3.49	0.99	2.31	3.71	
Baucau	5.27	3.11	2.75	3.71	3.89	3.39	0.58	2.07	3.47	
Lautem	2.67	1.47	1.44	1.33	1.89	1.70	0.58	1.17	1.72	
Manatuto	5.56	3.79	3.58	4.06	4.47	4.56	1.38	3.10	4.16	
Viqueque	6.67	5.45	5.51	6.24	6.04	4.68	1.75	3.29	5.45	
Rejaun/ Region 2	4.39	2.90	2.78	3.10	3.39	2.96	1.08	2.07	3.06	
Dili	2.56	1.79	1.00	1.36	1.78	1.15	0.58	0.87	1.55	
Liquica	8.37	5.49	6.77	7.52	7.09	7.71	2.51	5.33	6.68	
Rejaun/ Region 3	6.55	5.69	5.86	6.12	6.09	6.91	2.36	4.72	5.79	
Aileu	4.37	3.70	4.26	5.85	4.42	4.74	2.95	3.90	4.32	
Ainaro	7.47	8.19	7.66	6.91	7.64	10.47	1.69	6.07	7.29	
Manufahi	7.49	4.08	4.96	5.57	5.63	4.63	2.74	3.76	5.18	
Rejaun/ Region 4	6.13	4.52	4.76	5.59	5.36	5.48	1.64	3.65	5.00	
Bobonaro	6.20	4.21	4.43	5.41	5.23	5.10	2.08	3.63	4.92	
Covalima	4.46	3.96	3.03	3.82	3.97	3.65	0.94	2.28	3.60	
Ermera	7.09	4.99	5.81	6.69	6.19	6.69	1.77	4.45	5.82	
Rejaun/ Region 5	7.40	5.40	5.46	7.25	6.53	4.54	3.59	4.10	6.07	
Oecusse	7.40	5.40	5.46	7.25	6.53	4.54	3.59	4.10	6.07	
NASIONAL/ NATIONAL	5.66	4.13	4.14	4.68	4.78	4.47	1.51	3.07	4.40	

Dados apresenta iha leten hasal husi EMIS iha loran 26 Setembru 2011/Data presented above were derived from EMIS as of 26th September 2011

Tabela/Table 36

Taxa Abandonu Eskolár ba Labarik Feto ho Labarik Mane (%) iha Eskola Pre-Sekundáriu sira tuir Grau ho Síklu (Finál Tinan Eskolár)/Drop-Out Rate of Girls and Boys (%) in Pre-Secondary Schools by Grade and Cycle (End of School Year)

	Pre-Sekundáriu/Pre-Secondary Síklu/Cycle 3													
	Grau/Grade 7				Grau/Grade 8				Grau/Grade 9				Total/Total	
	LF/Girl	LM/Boy	Total/Total		LF/Girl	LM/Boy	Total/Total		LF/Girl	LM/Boy	Total/Total	LF/Girl	LM/Boy	Total/Total
Rejaun/ Region 1	3.03	3.91	3.48		2.66	2.58	2.62		0.92	0.74	0.82	2.30	2.54	2.42
Baucau	2.74	3.91	3.34		2.54	2.88	2.71		0.50	0.10	0.30	2.02	2.50	2.26
Lautem	3.51	3.67	3.59		2.16	1.92	2.04		0.00	0.00	0.00	2.09	2.04	2.06
Manatuto	1.99	2.38	2.18		2.18	2.39	2.28		0.94	0.63	0.78	1.74	1.88	1.81
Viqueque	3.61	5.19	4.37		3.64	2.78	3.19		2.66	2.50	2.57	3.35	3.50	3.43
Rejaun/ Region 2	1.80	2.38	2.09		0.68	0.98	0.83		0.51	0.67	0.59	1.02	1.41	1.22
Dili	1.00	1.32	1.16		0.31	0.36	0.33		0.49	0.48	0.49	0.61	0.76	0.68
Liquica	5.25	6.53	5.93		2.33	3.51	2.94		0.58	1.46	1.00	2.81	4.11	3.47
Rejaun/ Region 3	4.33	6.24	5.30		2.92	3.62	3.20		1.15	1.09	1.12	2.88	3.94	3.40
Aileu	4.29	3.24	3.77		1.97	2.38	2.16		0.93	0.69	0.81	2.53	2.18	2.36
Ainaro	2.25	4.53	3.41		1.93	4.06	2.97		1.69	1.70	1.69	1.99	3.60	2.79
Manufahi	6.22	10.10	8.21		4.25	4.21	4.23		0.91	0.90	0.90	3.93	5.74	4.79
Rejaun/ Region 4	2.71	3.59	3.17		2.87	2.19	2.52		0.86	2.57	1.75	2.18	2.80	2.50
Bobonaro	2.55	3.91	3.24		2.09	1.67	1.87		0.14	1.11	0.65	1.62	2.25	1.95
Covalima	2.32	3.55	2.97		4.04	2.35	3.20		0.15	0.46	0.30	2.25	2.23	2.24
Ermera	3.19	3.36	3.28		2.52	2.51	2.52		2.08	5.27	3.80	2.61	3.71	3.19
Rejaun/ Region 5	4.58	5.38	4.99		4.49	3.27	3.86		0.30	0.24	0.27	3.32	3.09	3.20
Oecusse	4.58	5.38	4.99		4.49	3.27	3.86		0.30	0.24	0.27	3.32	3.09	3.20
NASIONAL/ NATIONAL	2.88	3.83	3.37		2.25	2.22	2.23		0.79	1.22	1.01	2.04	2.52	2.28

LF: Labarik Feto, LM: Labarik Mane
Dadus apresenta iha leten hasai husi EMIS iha loron 26 Setembru 2011/Data presented above were derived from EMIS as of 26th September 2011

Tabela/Table 37

Taxa Tranzisaun (%) husi nível Eskola Primáriu ba nível Pre-Sekundáriu/
Transition Rate (%) from Primary Level to Pre-Secondary Level

	Eskola Primáriu ba Pre-Sekundáriu/ Primary to Pre-Secondary		
	Totál/Total	LF/Girl	LM/Boy
Rejiaun/ Region 1	87.37	85.92	86.64
Baucau	92.94	88.91	90.90
Lautem	87.07	85.68	86.37
Manatuto	86.53	87.02	86.77
Viqueque	79.89	81.26	80.59
Rejiaun/ Region 2	106.19	97.16	101.39
Díli	115.38	104.6	109.67
Liquiçá	79.94	76.38	78.03
Rejiaun/ Region 3	77.74	72.28	74.94
Aileu	92.70	84.63	88.80
Ainaro	71.25	63.38	67.00
Manufahi	73.18	75.2	74.19
Rejiaun/ Region 4	79.56	76.85	78.19
Bobonaro	82.25	79.58	80.96
Covalima	92.38	86.17	89.23
Ermera	68.86	69.17	69.02
Rejiaun/ Region 5	79.92	87.06	83.33
Oecusse	79.92	87.06	83.33
NASIONAL/ NATIONAL	87.44	84.01	85.69

Dadus apresenta iha leten hasai husi EMIS iha loron 26 Setembru 2011/Data presented above were derived from EMIS as of 26th September 2011

Tabela/Table 38

Taxa Promosaun (%) ba Labarik Feto ho Labarik Mane tuir Grau/Promotion Rate (%) of Secondary Girls and Boys by Grade

	Sekundáriu/Secondary					
	G10 ba G11/G10 to G11			G11 ba G12/G11 to G12		
	LF/Girl	LM/Boy	Totál/Total	LF/Girl	LM/Boy	Totál/Total
Rejiaun/ Region 1	90.41	89.78	90.10	93.10	97.72	95.48
Baucau	90.95	89.70	90.33	99.40	98.33	98.82
Lautem	87.54	85.58	86.55	86.88	110.24	97.21
Manatuto	88.79	87.00	87.96	84.33	85.61	84.98
Viqueque	93.07	96.12	94.55	89.07	90.44	89.79
Rejiaun/ Region 2	100.13	104.75	102.46	119.41	121.88	120.74
Dili	100.47	105.14	102.81	121.26	124.70	123.09
Liquica	96.02	100.73	98.60	98.95	98.63	98.75
Rejiaun/ Region 3	96.77	99.41	98.04	100.89	103.86	102.48
Aileu	95.62	101.30	98.34	119.10	121.99	120.60
Ainaro	91.83	92.72	92.27	93.05	95.06	94.22
Manufahi	101.41	103.24	102.26	95.16	100.31	97.79
Rejiaun/ Region 4	97.88	96.75	97.29	102.44	102.62	102.54
Bobonaro	86.07	82.92	84.58	94.59	86.47	90.28
Covalima	107.26	118.73	112.63	109.06	124.23	116.73
Ermera	102.14	93.84	97.17	106.47	104.10	105.10
Rejiaun/ Region 5	114.37	102.80	107.99	143.94	132.09	136.99
Oecusse	114.37	102.80	107.99	143.94	132.09	136.99
NASIONAL/ NATIONAL	97.72	99.70	98.72	108.22	111.07	109.74

LF: Labarik Feto, LM: Labarik Mane

Dadus apresenta iha leten hasai husi EMIS iha lora 26 Setembru 2011/Data presented above were derived from EMIS as of 26th September 2011

Taxa Promosaun ida ne'ebé aas liu porsentu 100 ne'e tanba razau sira balun, porezemplu hanesan, estudante sira tama iha sistema tinan ne'e de'it no la tama iha sistema tinan kotuk; estudante sira ne'ebé eziste iha distritu diferente sira iha tinan kotuk./Promotion rate that is higher than 100 per cent is due to some reasons, such as, students recorded in the system only this year and were not in the system in the previous year; students who were in different districts in the previous year.

Tabela/ Table 39

Númeru Estudante Repetente sira iha Eskola Sekundáriu tui Grau (Hahú Tinan Eskolár)/Number of Students Repeating in Secondary Schools by Grade(Beginning of School Year) (Pájlina 1 husi 2/Page 1 of 2)

	Sekundáriu/Secondary													
	Grau/Grade 10				Grau/Grade 11				Grau/Grade 12				Total/Total	
	Matrikula/Enrolled		Repetente/Repeater		Matrikula/Enrolled		Repetente/Repeater		Matrikula/Enrolled		Repetente/Repeater		Matrikula/Enrolled	
	LF/Girl	LM/Boy	LF/Girl	LM/Boy	LF/Girl	LM/Boy	LF/Girl	LM/Boy	LF/Girl	LM/Boy	LF/Girl	LM/Boy	LF/Girl	LM/Boy
Rejaun/ Region 1	1 647	1 677	19	30	1 193	1 164	13	18	1 291	1 432	8	7	4 431	4 273
Baucau	762	734	4	10	557	545	3	2	667	777	6	5	1 986	2 056
Lautem	383	421	10	12	276	270	8	3	288	284	2	0	947	975
Manatuto	180	173	1	4	103	94	0	7	114	120	0	1	397	387
Viqueque	322	349	4	4	257	255	2	6	222	251	0	1	801	855
Rejaun/ Region 2	3 608	3 621	38	71	2 997	3 197	5	10	2 770	3 326	17	24	9 375	10 144
Dili	3 205	3 248	34	67	2 780	2 921	5	10	2 578	3 035	15	23	8 563	9 204
Liquica	403	373	4	4	217	276	0	0	192	291	2	1	812	940
Rejaun/ Region 3	1 107	1 019	26	20	723	686	3	5	696	837	2	1	2 526	2 542
Aileu	366	339	8	8	242	234	0	0	220	255	0	0	828	828
Ainaro	291	298	8	5	191	193	0	2	176	252	1	0	658	743
Manufahi	450	382	10	7	290	259	3	3	300	330	1	1	1 040	971
Rejaun/ Region 4	1 372	1 468	7	24	971	1 055	3	9	854	1 000	2	4	3 197	3 523
Bobonaro	480	509	2	9	312	274	3	7	317	327	0	0	1 109	1 110
Covalima	473	475	3	9	325	319	0	0	289	340	1	4	1 087	1 134
Ermera	419	484	2	6	334	462	0	2	248	333	1	0	1 001	1 279
Rejaun/ Region 5	231	280	2	0	202	223	2	3	204	255	13	8	637	758
Oecusse	231	280	2	0	202	223	2	3	204	255	13	8	637	758
NASIONAL/ NATIONAL	7 965	8 065	92	145	6 086	6 325	26	45	5 815	6 850	42	44	19 866	21 240
													160	234

LF: Labarik Feto, LM: Labarik Mané
Dadus apresentada iha leten hasai husi EMIS iha lora 26 Setembru 2011./Data presented above were derived from EMS as of 26th September 2011

Tabela/ Table 39

Número Estudante Repetente sira iha Eskola Sekundáriu tui Grau (Hahú Tinan Eskolár)/Number of Students Repeating in Secondary Schools by Grade(Beginning of School Year) (Páġina 2 husi 2/Page 2 of 2)

	Sekundáriu/Secondary Siklu/Cycle 3										
	Grau/Grade 10			Grau/Grade 11			Grau/Grade 12			Total/Total	
	Total/Total			Total/Total			Total/Total			Total/Total	
	Matrikula/Enrolled	Repetente/Repeater		Matrikula/Enrolled	Repetente/Repeater		Matrikula/Enrolled	Repetente/Repeater		Matrikula/Enrolled	Repetente/Repeater
Rejiaun/ Region 1	3 324	49		2 357	31		2 723	15		8 404	95
Baucau	1 496	14		1 102	5		1 444	11		4 042	30
Lautem	804	22		546	11		572	2		1 922	35
Manatuto	353	5		197	7		234	1		784	13
Viqueque	671	8		512	8		473	1		1 656	17
Rejiaun/ Region 2	7 229	109		6 194	15		6 096	41		19 519	165
Dili	6 453	101		5 701	15		5 613	38		17 767	154
Liquica	776	8		493	0		483	3		1 752	11
Rejiaun/ Region 3	2 126	46		1 409	8		1 533	3		5 068	57
Aileu	705	16		476	0		475	0		1 656	16
Ainaro	589	13		384	2		428	1		1 401	16
Manufahi	832	17		549	6		630	2		2 011	25
Rejiaun/ Region 4	2 840	31		2 026	12		1 854	6		6 720	49
Bobonaro	989	11		586	10		644	0		2 219	21
Covalima	948	12		644	0		629	5		2 221	17
Ermera	903	8		796	2		581	1		2 280	
Rejiaun/ Region 5	511	2		425	5		459	21		1 395	28
Oecusse	511	2		425	5		459	21		1 395	28
NASIONAL/ NATIONAL	16 030	237		12 411	71		12 665	86		41 106	394

Dados apresenta iha leten hasai husi EMIS iha loran 26 Setembru 2011/Data presented above were derived from EMIS as of 26th September 2011

Tabela/Table 40

Persentajen Repetente sira iha Eskola Sekundáriu (Inísio Tinan Eskolár)/Percentage of Repeaters in Secondary Schools (Beginning of School Year)

	Sekundáriu/Secondary														
	Grau/Grade 10				Grau/Grade 11				Grau/Grade 12				Total/Total		
	LF/Girl	LM/Boy	Total/Total		LF/Girl	LM/Boy	Total/Total		LF/Girl	LM/Boy	Total/Total		LF/Girl	LM/Boy	Total/Total
Rejaun/ Region 1	1	2	1		1	3	1		1	0	1		1	1	1
Baucau	1	1	1		1	0	0		1	1	1		1	1	1
Lautem	3	3	3		3	1	2		1	0	0		2	2	2
Manatuto	1	2	1		0	7	4		0	1	0		0	3	2
Viqueque	1	1	1		1	2	2		0	0	0		1	1	1
Rejaun/ Region 2	1	2	2		0	0	0		1	1	1		1	1	1
Dili	1	2	2		0	0	0		1	1	1		1	1	1
Liquica	1	1	1		0	0	0		1	0	1		1	1	1
Rejaun/ Region 3	2	2	2		0	1	1		0	0	0		1	1	1
Aileu	2	2	2		0	0	0		0	0	0		1	1	1
Ainaro	3	2	2		0	1	1		1	0	0		1	1	1
Manufahi	2	2	2		1	1	1		0	0	0		1	1	1
Rejaun/ Region 4	1	2	1		0	1	1		0	0	0		0	1	1
Bobonaro	0	2	1		1	3	2		0	0	0		0	1	1
Covalima	1	2	1		0	0	0		0	1	1		0	1	1
Ermera	0	1	1		0	0	0		0	0	0		0	1	0
Rejaun/ Region 5	1	0	0		1	1	1		6	3	5		3	1	2
Oecusse	1	0	0		1	1	1		6	3	5		3	1	2
NASIONAL/ NATIONAL	1	2	1		0	1	1		1	1	1		1	1	1

LF: Labarik Feto, LM: Labarik Miane
 Dadas apresenta iha leiten hasai husi EMIS iha loran 26 Setembru 2011/Data presented above were derived from EMIS as of 26th September 2011

Tabela/Table 41

Número Estudante ne'ebé Repete iha Eskola Sekundáriu sira tuir Grau (Finál Tinan Eskolár)/Number of Students Repeating in Secondary Schools by Grade (End of School Year) (Páina 1 husi 2/Page 1 of 2)

	Sekundáriu/ Secondary															
	Grau/Grade 10				Grau/Grade 11				Grau/Grade 12				Total/Total			
	Matrikula/Enrolled 2008/2009		Repetente/Repeating 2010		Matrikula/Enrolled 2008/2009		Repetente/Repeating 2010		Matrikula/Enrolled 2008/2009		Repetente/Repeating 2010		Matrikula/Enrolled 2008/2009		Repetente/Repeating 2010	
	LF/Girl	LM/Boy	LF/Girl	LM/Boy	LF/Girl	LM/Boy	LF/Girl	LM/Boy	LF/Girl	LM/Boy	LF/Girl	LM/Boy	LF/Girl	LM/Boy	LF/Girl	LM/Boy
Rejaun/ Region 1	1 303	1 272	19	30	1 363	1 445	13	18	1 042	1 193	8	7	3 708	3 910	40	55
Baucau	608	602	4	10	662	780	3	2	523	664	6	5	1 793	2 046	13	17
Lautem	305	312	10	12	320	254	8	3	224	210	2	0	849	776	20	15
Manatuto	116	100	1	4	134	139	0	7	102	96	0	1	352	335	1	12
Viqueque	274	258	4	4	247	272	2	6	193	223	0	1	714	753	6	11
Rejaun/ Region 2	2 988	3 034	38	71	2 288	2 688	5	10	1 917	2 332	17	24	7 193	8 054	60	105
Dili	2 762	2 761	34	67	2 098	2 397	5	10	1 738	2 045	15	23	6 598	7 203	54	100
Líquica	226	273	4	4	190	291	0	0	179	287	2	1	595	851	6	5
Rejaun/ Region 3	742	683	26	20	675	778	3	5	574	663	2	1	1 991	2 124	31	26
Aileu	251	230	8	8	178	191	0	0	184	214	0	0	613	635	8	8
Ainaro	208	206	8	5	187	263	0	2	158	187	1	0	553	656	9	7
Manufahi	283	247	10	7	310	324	3	3	232	262	1	1	825	833	14	11
Rejaun/ Region 4	989	1 076	7	24	819	954	3	9	806	1 059	2	4	2 614	3 089	12	37
Bobonaro	359	322	2	9	333	377	3	7	313	376	0	0	1 005	1 075	5	16
Covalima	303	267	3	9	254	260	0	0	249	321	1	4	806	848	4	13
Ermera	327	487	2	6	232	317	0	2	244	362	1	0	803	1 166	3	8
Rejaun/ Region 5	174	214	2	0	132	187	2	3	113	124	13	8	419	525	17	11
Oecusse	174	214	2	0	132	187	2	3	113	124	13	8	419	525	17	11
NASIONAL/ NATIONAL	6 196	6 279	92	145	5 277	6 052	26	45	4 452	5 371	42	44	15 925	17 702	160	234

LF: Labarik Feto, LM: Labarik Mane
 Datus apresenta iha leten hasal husi EMIS iha loron 26 Setembru 2011/ Data presented above were derived from EMIS as of 26th September 2011

Tabela/Table 41

Númeru Estudante ne'ebé Repete iha Eskola Sekundáriu sira tui Grau (Finál Tinan Eskolár)/Number of Students Repeating in Secondary Schools by Grade (End of School Year) (Páina 2 husi 2/ Page 2 of 2)

	Sekundáriu/Secondary									
	Grau/Grade 10		Grau/Grade 11		Grau/Grade 12		Total Sekundáriu/Total Secondary			
	Matrikula/Enrolled 2008/2009	Repetente/ Repeating 2010	Matrikula/Enrolled 2008/2009	Repetente/ Repeating 2010	Matrikula/Enrolled 2008/2009	Repetente/ Repeating 2010	Matrikula/Enrolled 2008/2009	Repetente/ Repeating 2010		
Rejaun/ Region 1	2 575	49	2 808	31	2 235	15	7 618	95		
Baucau	1 210	14	1 442	5	1 187	11	3 839	30		
Lautem	617	22	574	11	434	2	1 625	35		
Manatuto	216	5	273	7	198	1	687	13		
Viqueque	532	8	519	8	416	1	1 467	17		
Rejaun/ Region 2	6 022	109	4 976	15	4 249	41	15 247	165		
Dili	5 523	101	4 495	15	3 783	38	13 801	154		
Liquica	499	8	481	0	466	3	1 446	11		
Rejaun/ Region 3	1 425	46	1 453	8	1 237	3	4 115	57		
Aileu	481	16	369	0	398	0	1 248	16		
Ainaro	414	13	450	2	345	1	1 209	16		
Manufahi	530	17	634	6	494	2	1 658	25		
Rejaun/ Region 4	2 065	31	1 773	12	1 865	6	5 703	49		
Bobonaro	681	11	710	10	689	0	2 080	21		
Covalima	570	12	514	0	570	5	1 654	17		
Ermera	814	8	549	2	606	1	1 969	11		
Rejaun/ Region 5	388	2	319	5	237	21	944	28		
Oecusse	388	2	319	5	237	21	944	28		
NASIONAL/ NATIONAL	12 475	237	11 329	71	9 823	86	33 627	394		

Dados a presenta iha leten hasai husi EMIS iha lora 26 Setembru 2011/Data presented above were derived from EMIS as of 26th September 2011

Tabela/Table 42

Taxa Repetisaun Labarik Feto ho Labarik Mane (%) iha Eskola Sekundáriu sira tui Grau (Finál Tinan Eskolár)/Repetition Rate of Girls and Boys (%) in Secondary Schools by Grade (End of School Year)

	Sekundáriu/Secondary											
	Grau/Grade 10			Grau/Grade 11			Grau/Grade 12			Total/Total		
	LF/Girl	LM/Boy	Total/Total	LF/Girl	LM/Boy	Total/Total	LF/Girl	LM/Boy	Total/Total	LF/Girl	LM/Boy	Total/Total
Rejaun/ Region1	1.46	2.36	1.90	0.95	1.25	1.10	0.77	0.59	0.67	1.08	1.41	1.25
Baucau	0.66	1.66	1.16	0.45	0.26	0.35	1.15	0.75	0.93	0.73	0.83	0.78
Lautem	3.28	3.85	3.57	2.50	1.18	1.92	0.89	0.00	0.46	2.36	1.93	2.15
Manatuto	0.86	4.00	2.31	0.00	5.04	2.56	0.00	1.04	0.51	0.28	3.58	1.89
Viqueque	1.46	1.55	1.50	0.81	2.21	1.54	0.00	0.45	0.24	0.84	1.46	1.16
Rejaun/ Region2	1.27	2.34	1.81	0.22	0.37	0.30	0.89	1.03	0.96	0.83	1.30	1.08
Dili	1.23	2.43	1.83	0.24	0.42	0.33	0.86	1.12	1.00	0.82	1.39	1.12
Liquica	1.77	1.47	1.60	0.00	0.00	0.00	1.12	0.35	0.64	1.01	0.59	0.76
Rejaun/ Region3	3.50	2.93	3.23	0.44	0.64	0.55	0.35	0.15	0.24	1.56	1.22	1.39
Aileu	3.19	3.48	3.33	0.00	0.00	0.00	0.00	0.00	0.00	1.31	1.26	1.28
Ainaro	3.85	2.43	3.14	0.00	0.76	0.44	0.63	0.00	0.29	1.63	1.07	1.32
Manufahi	3.53	2.83	3.21	0.97	0.93	0.95	0.43	0.38	0.40	1.70	1.32	1.51
Rejaun/ Region4	0.71	2.23	1.50	0.37	0.94	0.68	0.25	0.38	0.32	0.46	1.20	0.86
Bobonaro	0.56	2.80	1.62	0.90	1.86	1.41	0.00	0.00	0.00	0.50	1.49	1.01
Covalima	0.99	3.37	2.11	0.00	0.00	0.00	0.40	1.25	0.88	0.50	1.53	1.03
Ermera	0.61	1.23	0.98	0.00	0.63	0.36	0.41	0.00	0.17	0.37	0.69	0.56
Rejaun/ Region5	1.15	0.00	0.52	1.52	1.60	1.57	11.50	6.45	8.86	4.06	2.10	2.97
Oecusse	1.15	0.00	0.52	1.52	1.60	1.57	11.50	6.45	8.86	4.06	2.10	2.97
NASIONAL/ NATIONAL	1.48	2.31	1.90	0.49	0.74	0.63	0.94	0.82	0.88	1.00	1.32	1.17

LF: Labarik Feto, LM: Labarik Mane
 Datus apresenta iha leten hasai husi EMIS iha loron 26 Setembru 2011/Data presented above were derived from EMIS as of 26th September 2011

Tabela/Table 43

Número Estudante sira ne'ébé Abandona Eskola iha Eskola Sekundáriu tui Grau (Finál Tinan Eskolár) /Number of Students Dropped-Out in Secondary Schools by Grade (End of School Year) (Páina 1 husi 2/Page 1 of 2)

	Sekundáriu/Secondary															
	Grau/Grade 10				Grau/Grade 11				Grau/Grade 12				Total/Total			
	Matrikula/Enrolled 2008/2009		Abandonu/Drop-Out 2010		Matrikula/Enrolled 2008/2009		Abandonu/Drop-Out 2010		Matrikula/Enrolled 2008/2009		Abandonu/Drop-Out 2010		Matrikula/Enrolled 2008/2009		Abandonu/Drop-Out 2010	
	LF/Girl	LM/Boy	LF/Girl	LM/Boy	LF/Girl	LM/Boy	LF/Girl	LM/Boy	LF/Girl	LM/Boy	LF/Girl	LM/Boy	LF/Girl	LM/Boy	LF/Girl	LM/Boy
Rejaun/ Region 1	1 303	1 272	40	45	1 363	1 445	50	47	1 042	1 193	5	9	3 708	3 910	95	101
Baucau	608	602	7	10	662	780	13	7	523	664	1	6	1 793	2 046	21	23
Lautem	305	312	19	23	320	254	20	19	224	210	0	1	849	776	39	43
Manatuto	116	100	6	6	134	139	10	9	102	96	4	2	352	335	20	17
Viqueque	274	258	8	6	247	272	7	12	193	223	0	0	714	753	15	18
Rejaun/ Region 2	2 988	3 034	33	26	2 288	2 688	4	8	1 917	2 332	13	18	7 193	8 054	50	52
Dili	2 762	2 761	32	26	2 098	2 397	4	6	1 738	2 045	5	9	6 598	7 203	41	41
Liquica	226	273	1	0	190	291	0	2	179	287	8	9	595	851	9	11
Rejaun/ Region 3	742	683	22	12	675	778	17	19	574	663	5	2	1 991	2 124	44	33
Aileu	251	230	3	2	178	191	0	0	184	214	4	2	613	635	7	4
Ainaro	208	206	1	1	187	263	4	2	158	187	0	0	553	656	5	3
Manufahi	283	247	18	9	310	324	13	17	232	262	1	0	825	833	32	26
Rejaun/ Region 4	989	1 076	32	33	819	954	21	15	806	1 059	3	4	2 614	3 089	56	52
Bobonaro	359	322	5	5	333	377	11	10	313	376	0	1	1 005	1 075	16	16
Covallina	303	267	17	16	254	260	10	3	249	321	1	3	806	848	28	22
Ermera	327	487	10	12	232	317	0	2	244	362	2	0	803	1 166	12	14
Rejaun/ Region 5	174	214	4	1	132	187	15	16	113	124	2	2	419	525	21	19
Oecusse	174	214	4	1	132	187	15	16	113	124	2	2	419	525	21	19
NASIONAL/ NATIONAL	6 196	6 279	131	117	5 277	6 052	107	105	4 452	5 371	28	35	15 925	17 702	266	257

Dados apresenta iha leten hasa husi EMIS iha loran 26 Setembru 2011/Data presented above were derived from EMIS as of 26th September 2011
LF: Labarik Feto, LM: Labarik Mané

Tabela/Table 43

Númeru Estudante sira ne'ebé Abandona Eskola iha Eskola Sekundáriu tui Grau (Finál Tinan Eskolár) / Number of Students Dropped-Out in Secondary Schools by Grade (End of School Year) (Páina 2 husi 2/ Page 2 of 2)

	Sekundáriu/Secondary										
	Grau/Grade 10			Grau/Grade 11			Grau/Grade 12			Total Sekundáriu/Total Secondary	
	Total/Total			Total/Total			Total/Total				
	Matrikula/Enrolled 2008/2009	Abandonu/Drop-Out 2010		Matrikula/Enrolled 2008/2009	Abandonu/Drop-Out 2010		Matrikula/Enrolled 2008/2009	Abandonu/Drop-Out 2010		Matrikula/Enrolled 2008/2009	Abandonu/Drop-Out 2010
Rejaun/ Region 1	2 575	85		2 808	97		2 235	14		7 618	196
	1 210	17		1 442	20		1 187	7		3 839	44
	617	42		574	39		434	1		1 625	82
	216	12		273	19		198	6		687	37
	532	14		519	19		416	0		1 467	33
Rejaun/ Region 2	6 022	59		4 976	12		4 249	31		15 247	102
	5 523	58		4 495	10		3 783	14		13 801	82
	499	1		481	2		466	17		1 446	20
Rejaun/ Region 3	1 425	34		1 453	36		1 237	7		4 115	77
	481	5		369	0		398	6		1 248	11
	414	2		450	6		345	0		1 209	8
	530	27		634	30		494	1		1 658	58
Rejaun/ Region 4	2 065	65		1 773	36		1 865	7		5 703	108
	681	10		710	21		689	1		2 080	32
	570	33		514	13		570	4		1 654	50
	814	22		549	2		606	2		1 969	26
Rejaun/ Region 5	388	5		319	31		237	4		944	40
	388			319	31		237	4			
NASIONAL/ NATIONAL	12 475	248		11 329	212		9 823	63		33 627	523

Dados apresenta iha leten hasai husi EMIS iha lon 26 Setembru 2011/Data presented above were derived from EMIS as of 26th September 2011

Tabela/Table 44

Taxa Abandonu Eskolár ba Labarik Feto ho Labarik Mane (%) iha Eskola Sekundáriu tuir Grau (Finál Tinan Eskolár)/Drop-Out rate of Girls and Boys (%) in Secondary Schools by Grade (End of School Year)

	Sekundáriu/Secondary											
	Grau/Grade 10			Grau/Grade 11			Grau/Grade 12			Total/Total		
	LF/Girl	LM/Boy	Total/Total	LF/Girl	LM/Boy	Total/Total	LF/Girl	LM/Boy	Total/Total	LF/Girl	LM/Boy	Total/Total
Rejaun/ Region 1	3.07	3.54	3.30	3.67	3.25	3.45	0.48	0.75	0.63	2.56	2.58	2.57
Baucau	1.15	1.66	1.40	1.96	0.90	1.39	0.19	0.90	0.59	1.17	1.12	1.15
Lautem	6.23	7.37	6.81	6.25	7.48	6.79	0.00	0.48	0.23	4.59	5.54	5.05
Manatuto	5.17	6.00	5.56	7.46	6.47	6.96	3.92	2.08	3.03	5.68	5.07	5.39
Viqueque	2.92	2.33	2.63	2.83	4.41	3.66	0.00	0.00	0.00	2.10	2.39	2.25
								0				
Rejaun/ Region 2	1.10	0.86	0.98	0.17	0.30	0.24	0.68	0.77	0.73	0.70	0.65	0.67
Dili	1.16	0.94	1.05	0.19	0.25	0.22	0.29	0.44	0.37	0.62	0.57	0.59
Liquica	0.44	0.00	0.20	0.00	0.69	0.42	4.47	3.14	3.65	1.51	1.29	1.38
Rejaun/ Region 3	2.96	1.76	2.39	2.52	2.44	2.48	0.87	0.30	0.57	2.21	1.55	1.87
Aileu	1.20	0.87	1.04	0.00	0.00	0.00	2.17	0.93	1.51	1.14	0.63	0.88
Ainaro	0.48	0.49	0.48	2.14	0.76	1.33	0.00	0.00	0.00	0.90	0.46	0.66
Manufahi	6.36	3.64	5.09	4.19	5.25	4.73	0.43	0.00	0.20	3.88	3.12	3.50
Rejaun/ Region 4	3.24	3.07	3.15	2.56	1.57	2.03	0.37	0.38	0.38	2.14	1.68	1.89
Bobonaro	1.39	1.55	1.47	3.30	2.65	2.96	0.00	0.27	0.15	1.59	1.49	1.54
Covalima	5.61	5.99	5.79	3.94	1.15	2.53	0.40	0.93	0.70	3.47	2.59	3.02
Ermera	3.06	2.46	2.70	0.00	0.63	0.36	0.82	0.00	0.33	1.49	1.20	1.32
Rejaun/ Region 5	2.30	0.47	1.29	11.36	8.56	9.72	1.77	1.61	1.69	5.01	3.62	4.24
Oecusse	2.30	0.47	1.29	11.36	8.56	9.72	1.77	1.61	1.69	5.01	3.62	4.24
NASIONAL/ NATIONAL	2.11	1.86	1.99	2.03	1.73	1.87	0.63	0.65	0.64	1.67	1.45	1.56

Dados apresenta iha leiaen hasal husi EMIS iha loran 26 Setembru 2011/Data presented above were derived from EMIS as of 26th September 2011

LF: Labarik Feto, LM: Labarik Mane

Tabela/Table 45

Taxa Tranzisaun (%) husi nível Pre-Sekundáriu ba nível Sekundáriu/
Transition Rate (%) from Pre-Secondary Level to Secondary Level

	Eskola Primáriu ba Pre-Sekundáriu/ Primary to Pre-Secondary		
	Totál/Total	LF/Girl	LM/Boy
Rejiaun/ Region 1	67.49	63.51	65.43
Baucau	74.63	73.33	73.98
Lautem	68.01	63.99	65.85
Manatuto	55.63	51.42	53.53
Viqueque	60.46	53.91	56.86
Rejiaun/ Region 2	129.82	138.95	134.22
Díli	142.18	153.33	147.56
Liquiçá	76.88	76.88	76.88
Rejiaun/ Region 3	77.15	77.41	77.27
Aileu	83.02	76.44	79.72
Ainaro	68.36	70.87	69.61
Manufahi	79.17	84.42	81.51
Rejiaun/ Region 4	61.26	59.56	60.38
Bobonaro	65.57	61.45	63.40
Covalima	69.14	70.88	70.00
Ermera	50.92	50.11	50.48
Rejiaun/ Region 5	68.15	67.47	67.78
Oecusse	68.15	67.47	67.78
NASIONAL/ NATIONAL	86.27	85.41	85.83

Tabela/Table 46

Númeru Eskola Primáriu, Pre-Sekundáriu, Grupu Eskola Báziku (EB) ho Eskola Sekundáriu tuir Tipu Instituisaun/Number of Primary, Pre-Secondary, Escola Basica (EB) Clusters and Secondary Schools by Type of Institution

	Primáriu/Primary				Pre-Sekundáriu/Pre-Secondary				Eskola Báziku/Escola Basica				Sekundáriu Jerál/Secondary General				Sekundáriu Tékniku/Secondary Technical			
	Públik/ Public	Privadu/ Private	Tótál/ Total		Públik/ Public	Privadu/ Private	Tótál/ Total		Públik/ Public	Privadu/ Private	Tótál/ Total		Públik/ Public	Privadu/ Private	Tótál/ Total		Públik/ Public	Privadu/ Private	Tótál/ Total	
Rejaun/ Region 1	263	81	344		10	15	25		65	0	65		17	6	23		3	2	5	
Baucau	70	68	138		10	7	17		17	0	17		8	1	9		1	2	3	
Lautem	66	3	69		0	3	3		14	0	14		2	0	2		1	0	1	
Manatuto	48	4	52		0	2	2		16	0	16		2	2	4		0	0	0	
Viqueque	79	6	85		0	3	3		18	0	18		5	3	8		1	0	1	
Rejaun/ Region 2	100	21	121		1	17	18		21	0	21		9	13	22		4	1	5	
Dili	51	17	68		0	14	14		14	0	14		8	12	20		3	1	4	
Liquica	49	4	53		1	3	4		7	0	7		1	1	2		1	0	1	
Rejaun/ Region 3	179	13	192		0	7	7		40	0	40		7	7	14		3	0	3	
Aileu	61	4	65		0	1	1		11	0	11		2	2	4		1	0	1	
Ainaro	63	3	66		0	3	3		17	0	17		2	2	4		0	0	0	
Manufahi	55	6	61		0	3	3		12	0	12		3	3	6		2	0	2	
Rejaun/ Region4	282	17	299		0	5	5		65	0	65		8	4	12		1	2	3	
Bobonaro	114	4	118		0	2	2		23	0	23		3	1	4		0	0	0	
Covalima	68	10	78		0	1	1		20	0	20		3	1	4		1	0	1	
Ermera	100	3	103		0	2	2		22	0	22		2	2	4		0	2	2	
Rejaun/ Region 5	46	6	52		0	2	2		9	0	9		2	1	3		1	0	1	
Oecusse	46	6	52		0	2	2		9	0	9		2	1	3		1	0	1	
NASIONAL/ NATIONAL	870	138	1 008		11	46	57		200	0	200		43	31	74		12	5	17	

Dados apresentados em 26 de Setembro de 2011/ Data presented above were derived from EMIS as of 26th September 2011

Tabela/Table 47

Númeru Eskola sira tui Númeru Tinan Konstrusaun nian/Number of Schools by Number of Years of Construction (página 1 husi 2/Page 1 of 2)

Primáriu/Primary										Pre-Sekundáriu/Pre-Secondary									
N/A		<6	6-10	11-15	16-20	21-25	26-30	31-35	>35	N/A	<6	6-10	11-15	16-20	21-25	26-30	31-35	>35	
Rejaun/ Region 1		7	94	54	31	35	43	59	5	16	1	6	4	1	6	6	0	1	
Baucau		2	27	18	11	21	19	26	5	9	1	6	2	0	2	5	0	1	
Lautem		0	17	17	13	3	3	11	0	5	0	0	0	1	2	0	0	0	
Manatuto		4	13	5	4	8	9	9	0	0	0	0	1	0	1	0	0	0	
Viqueque		1	37	14	3	3	12	13	0	2	0	0	1	0	1	1	0	0	
Rejaun/ Region 2		2	16	25	13	12	14	31	3	5	0	3	6	2	0	1	5	1	
Dili		2	6	12	10	9	6	17	3	3	0	1	5	2	0	0	5	1	
Liquica		0	10	13	3	3	8	14	0	2	0	2	1	0	0	1	0	0	
Rejaun/ Region 3		4	58	30	23	22	20	23	5	7	0	0	2	1	0	1	2	0	
Aileu		3	18	10	3	5	6	12	3	5	0	0	1	0	0	0	0	0	
Ainaro		0	25	7	10	9	4	8	2	1	0	0	0	0	0	2	1	0	
Manufahi		1	15	13	10	8	10	3	0	1	0	0	1	1	0	1	0	0	
Rejaun/ Region 4		13	91	52	21	25	42	36	13	6	0	1	0	0	0	0	3	1	
Bobonaro		3	38	21	6	11	15	14	6	4	0	0	0	0	0	0	2	0	
Covalima		6	16	15	3	9	13	12	4	0	0	0	0	0	0	0	0	1	
Ermera		4	37	16	12	5	14	10	3	2	0	1	0	0	0	1	0	0	
Rejaun/ Region 5		0	10	4	1	1	5	17	6	8	0	1	0	1	0	0	0	0	
Oecusse		0	10	4	1	1	5	17	6	8	0	1	0	1	0	0	0	0	
NASIONAL/ NATIONAL		26	269	165	89	95	124	166	32	42	1	11	12	5	6	8	10	2	

Dados apresenta lha leten hasa husi EMIS lha lonon 26 Setembru 2011/Data presented above were derived from EMIS as of 26th September 2011

Tabela/Table 47

Númeru Eskola sira tuir Númeru Tinan Konstrusaun nian/Number of Schools by Number of Years of Construction (Páina 2 husi 2/Page 2 of 2)

Eskola Báziku/Escola Basica										Sekundáriu/ Secondary								
N/A		<6	6-10	11-15	16-20	21-25	26-30	31-35	>35	N/A	<6	6-10	11-15	16-20	21-25	26-30	31-35	>35
Rejaun/ Region 1	1	18	9	5	8	11	11	0	2	3	8	5	2	3	4	2	0	1
Baucau	0	2	2	0	2	3	5	0	1	2	4	1	0	1	3	0	0	1
Lautem	0	2	2	2	3	3	0	0	0	0	1	2	0	0	0	0	0	0
Manatuto	0	3	3	0	1	2	5	0	0	1	0	1	1	1	0	0	0	0
Viqueque	1	2	2	3	2	3	1	0	1	0	3	1	1	1	1	2		0
Rejaun/ Region 2	0	3	2	0	3	4	5	0	4	2	2	10	3	1	5	4	0	0
Dili	0	1	1	0	3	2	4	0	3	2	1	9	3	1	4	4	0	0
Liquica	0	1	1	0	0	2	1	0	1	0	1	1	0	0	1	0	0	0
Rejaun/ Region 3	3	9	7	4	6	4	6	1	0	2	4	3	1	1	3	1	2	0
Aileu	0	2	2	1	2	2	2	0	0	0	1	1	0	0	2	1	0	0
Ainaro	1	3	3	2	1	1	2	1	0	2	0	0	0	0	1	0	1	0
Manufahi	2	2	2	1	3	1	2	0	0	0	3	2	1	1	0	0	1	0
Rejaun/ Region 4	5	11	8	4	6	10	15	3	3	1	3	4	0	1	3	2	0	1
Bobonaro	1	3	3	1	0	7	7	2	2	0	1	1	0	0	0	1	0	1
Covalima	1	2	2	2	6	1	3	1	1	1	0	0	0	0	3	1	0	0
Ermera	3	3	3	1	0	2	5	0	0	0	2	3	0	1	0	0	0	0
Rejaun/ Region 5	0	1	0	0	0	1	6	1	0	0	0	1	1	0	2	0	0	0
Oecusse	0	1	0	0	0	1	6	1	0	0	0	1	1	0	2	0	0	0
NASIONAL/ NATIONAL	9	42	26	13	23	30	43	5	9	8	17	23	7	6	17	9	2	2

Dadus apresentia iha leten hasai husi EMIS iha loron 26 Setembru 2011/Data presented above were derived from EMS as of 26th September 2011

Tabela/Table 48

Númeru Eskola sira tui Númeru Tinan Konstrusaun nian/Proportion of Schools (%) by Number of Years of Construction and District

(Páina 1 husi 2/Page 1 of 2)

Primáriu/Primary										Pre-Sekundáriu/Pre-Secondary									
N/A	<6	6-10	11-15	16-20	21-25	26-30	31-35	>35		N/A	<6	6-10	11-15	16-20	21-25	26-30	31-35	>35	
Rejaun/ Region 1	2	27	16	9	10	13	17	1	5	4	24	16	4	24	24	0	0	4	4
Baucau	1	20	13	8	15	14	19	4	7	6	35	12	0	12	29	0	0	6	6
Lautem	0	25	25	19	4	4	16	0	7	0	0	0	33	67	0	0	0	0	0
Manatuto	8	25	10	8	15	17	17	0	0	0	0	50	0	50	0	0	0	0	0
Viqueque	1	44	16	4	4	14	15	0	2	0	0	33	0	33	33	0	0	0	0
Rejaun/ Region 2	2	13	21	11	10	12	26	2	4	0	17	33	11	0	6	28	0	6	6
Dili	3	9	18	15	13	9	25	4	4	0	7	36	14	0	0	36	0	7	7
Liquica	0	19	25	6	6	15	26	0	4	0	50	25	0	0	25	0	0	0	0
Rejaun/ Region 3	2	30	16	12	11	10	12	3	4	0	0	29	14	0	14	29	14	0	0
Alileu	5	28	15	5	8	9	18	5	8	0	0	100	0	0	0	0	0	0	0
Ainaro	0	38	11	15	14	6	12	3	2	0	0	0	0	0	0	67	33	0	0
Manufahi	2	25	21	16	13	16	5	0	2	0	0	33	33	0	33	0	0	0	0
Rejaun/ Region 4	4	30	17	7	8	14	12	4	2	0	20	0	0	0	0	60	20	0	0
Bobonaro	3	32	18	5	9	13	12	5	3	0	0	0	0	0	0	100	0	0	0
Covalima	8	21	19	4	12	17	15	5	0	0	0	0	0	0	0	0	100	0	0
Ermera	4	36	16	12	5	14	10	3	2	0	50	0	0	0	0	50	0	0	0
Rejaun/ Region 5	0	19	8	2	2	10	33	12	15	0	50	0	50	0	0	0	0	0	0
Oecusse	0	19	8	2	2	10	33	12	15	0	50	0	50	0	0	0	0	0	0
NASIONAL/ NATIONAL	3	27	16	9	9	12	16	3	4	2	19	21	9	11	14	18	4	4	4

Dados apresenta iha leten hasa husi EMS iha lonon 26 Setembru 2011/Data presented above were derived from EMS as of 26th September 2011

Tabela/Table 48

Númeru Eskola sira tuir Númeru Tinan Konstrusaun nian/Proportion of Schools (%) by Number of Years of Construction and District

(Pájina 2 husi 2/Page 2 of 2)

Eskola Báziku/ Escola Básica										Sekundáriu (geral+tékniku)/Secondary (General+technical)									
N/A		<6	6-10	11-15	16-20	21-25	26-30	31-35	>35	N/A		<6	6-10	11-15	16-20	21-25	26-30	31-35	>35
Rejaun/ Region 1		2	28	14	8	12	17	17	0	3	11	29	18	7	11	14	7	0	4
Baucau		0	24	12	0	12	18	29	0	6	17	33	8	0	8	25	0	0	8
Lautem		0	29	14	14	21	21	0	0	0	0	33	67	0	0	0	0	0	0
Manatuto		0	31	19	0	6	13	31	0	0	25	0	25	25	25	0	0	0	0
Viqueque		6	28	11	17	11	17	6	0	6	0	33	11	11	11	11	22	0	0
Rejaun/ Region 2		0	14	10	0	14	19	24	0	19	7	7	37	11	4	19	15	0	0
Dili		0	7	7	0	21	14	29	0	21	8	4	38	13	4	17	17	0	0
Liquica		0	29	14	0	0	29	14	0	14	0	33	33	0	0	33	0	0	0
Rejaun/ Region 3		8	23	18	10	15	10	15	3	0	12	24	18	6	6	18	6	12	0
Aileu		0	18	18	9	18	18	18	0	0	0	20	20	0	0	40	20	0	0
Ainaro		6	35	18	12	6	6	12	6	0	50	0	0	0	0	25	0	25	0
Manufahi		17	8	17	8	25	8	17	0	0	0	38	25	13	13	0	0	13	0
Rejaun/ Region 4		8	17	12	6	9	15	23	5	5	7	20	27	0	7	20	13	0	7
Bobonaro		4	0	13	4	0	30	30	9	9	0	25	25	0	0	0	25	0	25
Covalima		5	15	10	10	30	5	15	5	5	20	0	0	0	0	60	20	0	0
Ermera		14	36	14	5	0	9	23	0	0	0	33	50	0	17	0	0	0	0
Rejaun/ Region 5		0	11	0	0	0	11	67	11	0	0	0	25	25	0	50	0	0	0
Oecusse		0	11	0	0	0	11	67	11	0	0	0	25	25	0	50	0	0	0
NACIONAL/ NATIONAL		5	21	13	7	12	15	22	3	5	9	19	25	8	7	19	10	2	2

Dadus apresentá iha leten hasai husi EMIS iha loron 26 Setembru 2011/Data presented above were derived from EMIS as of 26th September 2011

Tabela/Table 49

Número Profesór sira iha Eskola Primáriu, Pre-Sekundáriu ho Sekundáriu/Number of Teachers in Primary, Pre-Secondary and Secondary Schools

	Primáriu/Primary			Pre-Sekundáriu/Pre-Secondary			Sekundáriu/Secondary			Total/Total		
	Mane/Male	Feto/Female	Total/Total	Mane/Male	Feto/Female	Total/Total	Mane/Male	Feto/Female	Total/Total	Mane/Male	Feto/Female	Total/Total
Rejaun/ Region 1	1 633	870	2 503	622	194	816	476	148	624	2 731	1 212	3 943
Baucau	578	432	1 010	255	111	366	204	77	281	1 037	620	1 657
Lautem	376	157	533	128	20	148	102	18	120	606	195	801
Manatuto	197	127	324	74	20	94	37	19	56	308	166	474
Viqueque	482	154	636	165	43	208	133	34	167	780	231	1 011
Rejaun/ Region 2	623	759	1 382	357	215	572	550	236	786	1 530	1 210	2 740
Dili	377	631	1 008	259	180	439	497	217	714	1 133	1 028	2 161
Liquica	246	128	374	98	35	133	53	19	72	397	182	579
Rejaun/ Region 3	730	531	1 261	280	138	418	177	75	252	1 187	744	1 931
Aileu	231	142	373	89	30	119	54	23	77	374	195	569
Ainaro	243	241	484	89	59	148	45	16	61	377	316	693
Manufahi	256	148	404	102	49	151	78	36	114	436	233	669
Rejaun/ Region 4	1 364	738	2 102	353	134	487	243	85	328	1 960	957	2 917
Bobonaro	482	165	647	116	42	158	88	28	116	686	235	921
Covalima	378	220	598	128	35	163	93	31	124	599	286	885
Ermera	504	353	857	109	57	166	62	26	88	675	436	1 111
Rejaun/ Region 5	208	120	328	63	35	98	58	23	81	329	178	507
Oecusse	208	120	328	63	35	98	58	23	81	329	178	507
NASIONAL/ NATIONAL	4 558	3 018	7 576	1 675	716	2 391	1 504	567	2 071	7 737	4 301	12 038

Dadus apresentia iha leiten hasai husi EWS iha loran 26 Setembru 2011/Data presented above were derived from EWS as of 26th September 2011

Tabela/Table 50 Númeru Profesór sira tuir Kualifikasaun/Number of Teachers by Qualifications

	La iha Dadaus Kualifikasaun/ No Qualification Data			Primáriu (Lakompletu)/ Primary (Incomplete)			Primáriu (Kompletu)/ Primary (Complete)			Pre-Sekundáriu (La kompletu)/ Pre-Secondary (Incomplete)			Pre-Sekundáriu (Kompletu)/ Pre-Secondary (Complete)			Sekundáriu (Lakompletu)/ Secondary (Incomplete)			Sekundáriu (Kompletu)/ Secondary (Complete)			Graduadu Koléjiu/ College Graduate			Graduadu Universidade/ University Graduate			Tersáriula kompletu/ Tertiary Incomplete		
	F	M	T	F	M	T	F	M	T	F	M	T	F	M	T	F	M	T	F	M	T	F	M	T	F	M	T	F	M	T
Reiajuun/ Region 1	7	10	17	9	22	31	35	92	127	1	6	7	39	60	99	12	14	26	657	1252	1909	314	821	1135	125	402	527	17	52	69
Baucau	6	6	12	2	6	8	18	41	59	0	4	4	14	20	34	9	11	20	332	465	797	174	312	486	60	166	226	7	6	13
Lautem	0	2	2	3	6	9	7	15	22	0	1	1	7	16	23	2	2	4	131	280	411	23	167	190	14	75	89	8	43	51
Manatuto	0	0	0	2	1	3	0	3	3	1	0	1	2	0	2	1	0	1	91	163	254	45	80	125	24	58	82	1	1	2
Viqueque	1	2	3	2	9	11	10	33	43	0	1	1	16	24	40	0	1	1	103	344	447	72	262	334	27	103	130	1	2	3
Reiajuun/ Region 2	19	22	41	11	3	14	49	39	88	3	3	6	12	15	27	2	6	8	453	571	1024	398	374	772	234	482	716	21	19	40
Dili	19	21	40	11	1	12	41	23	64	3	2	5	11	10	21	2	4	6	338	341	679	356	282	638	219	431	650	21	19	40
Liquica	0	1	1	0	2	2	8	16	24	0	1	1	5	6	1	0	2	2	115	230	345	42	92	134	15	51	66	0	0	0
Reiajuun/ Region 3	13	14	27	0	10	10	21	55	76	1	1	2	16	17	33	3	3	6	501	694	1195	140	262	402	50	126	176	1	2	3
Alieu	0	1	1	0	5	5	5	11	16	1	0	1	4	5	9	0	1	1	146	242	388	26	69	95	14	41	55	0	0	0
Ainaro	13	13	26	0	2	2	2	10	12	0	0	0	6	4	10	3	0	3	195	206	401	76	90	166	21	51	72	1	0	1
Manufahi	0	0	0	0	3	3	14	34	48	0	1	1	6	8	14	0	2	2	160	246	406	38	103	141	15	34	49	0	2	2
Reiajuun/ Region 4	1	2	3	5	10	15	22	80	102	4	2	6	17	24	41	5	17	22	680	1118	1798	146	466	612	61	204	265	18	36	54
Bobonaro	0	1	1	0	2	2	4	30	34	1	1	2	2	6	8	0	4	4	159	366	525	37	173	210	17	75	92	14	29	43
Covalima	1	0	1	1	3	4	4	25	29	1	0	1	3	7	10	1	6	7	193	312	505	59	184	243	20	58	78	3	2	5
Ermera	0	1	1	4	5	9	14	25	39	2	1	3	12	11	23	4	7	11	328	440	768	50	109	159	24	71	95	1	5	6
Reiajuun/ Region 5	0	0	0	5	5	10	9	7	16	0	0	0	13	15	28	0	0	0	75	123	198	65	143	208	10	31	41	1	5	6
Oecusse	0	0	0	5	5	10	9	7	16	0	0	0	13	15	28	0	0	0	75	123	198	65	143	208	10	31	41	1	5	6
NASIONAL/ NATIONAL	40	48	88	30	50	80	136	273	409	9	12	21	97	131	228	22	40	62	2366	3758	6124	1063	2066	3129	480	1245	1725	58	114	172

Dadaus apresentia iha leten hasasi husi EMIS iha loron 26 Setembru 2011/ Data presented above were derived from EMIS as of 26th September 2011

F: Feto/ Female; M: Mare/ Male; T: Total/ Total

Tabela/Table 51 Númeru Profesór sira tuir Númeru Tinan Hanorin/Number of Teachers by Number of Years of Teaching

	La Iha Dadus Tinan Hanorin/ No Data on Years of Teaching			To'o Tinan 3/ Up To 3 Years			Tinan 4 - 5/ 4 - 5 Years			Tinan 6 - 10/ 6 - 10 Years			Tinan 11 - 15/ 11 - 15 Years			Tinan 16 - 20/ 16 - 20 Years			Tinan 21 - 25/ 21 - 25 Years			Tinan 26 - 30/ 26 - 30 Years			Liu Husi Tinan 30/ More Than 30 Years		
	F	M	T	F	M	T	F	M	T	F	M	T	F	M	T	F	M	T	F	M	T	F	M	T	F	M	T
Rejaun/ Region1	211	264	475	398	646	1 044	165	501	666	417	1 239	1 656	3	16	19	8	32	40	6	20	26	4	11	15	4	2	6
Baucau	170	207	377	170	216	386	65	163	228	211	434	645	0	2	2	1	9	10	2	3	5	0	2	2	3	1	4
Lautem	17	23	40	90	143	233	32	133	165	52	285	337	0	8	8	4	5	9	0	7	7	1	2	3	0	1	1
Manatuto	7	8	15	52	70	122	28	57	85	77	166	243	0	0	0	1	2	3	0	1	1	0	2	2	1	0	1
Viqueque	17	26	43	86	217	303	40	148	188	77	354	431	3	6	9	2	16	18	4	9	13	3	5	8	0	0	0
Rejaun/ Region2	82	88	170	371	332	703	141	270	411	603	838	1441	4	5	9	0	0	0	0	0	0	0	0	0	1	1	2
Dili	78	74	152	298	228	526	111	190	301	529	637	1166	4	5	9	0	0	0	0	0	0	0	0	0	1	0	1
Liquica	4	14	18	73	104	177	30	80	110	74	201	275	0	0	0	0	0	0	0	0	0	0	0	0	0	1	1
Rejaun/ Region3	70	69	139	285	283	568	131	254	385	256	572	828	1	3	4	0	0	0	0	0	0	1	0	1	2	3	5
Aileu	5	13	18	76	84	160	31	50	81	83	225	308	1	3	4	0	0	0	0	0	0	0	0	0	0	0	0
Ainaro	47	39	86	109	100	209	64	103	167	94	131	225	0	0	0	0	0	0	0	0	0	1	0	1	2	3	5
Manufahi	18	17	35	100	99	199	36	101	137	79	216	295	0	0	0	0	0	0	0	0	0	0	0	0	0	0	0
Rejaun/ Region4	141	140	281	372	468	840	137	303	440	307	1 044	1 351	0	1	1	0	0	0	0	0	0	0	0	0	2	3	5
Bobonaro	13	12	25	125	180	305	24	107	131	72	387	459	0	0	0	0	0	0	0	0	0	0	0	0	0	1	1
Covalima	35	31	66	107	140	247	57	119	176	87	306	393	0	0	0	0	0	0	0	0	0	0	0	0	0	1	1
Ermera	93	97	190	140	148	288	56	77	133	148	351	499	0	1	1	0	0	0	0	0	0	0	0	0	2	1	3
Rejaun/ Region5	4	1	5	64	64	128	17	59	76	92	201	293	1	0	1	0	2	2	0	2	2	0	0	0	0	0	0
Oecusse	4	1	5	64	64	128	17	59	76	92	201	293	1	0	1	0	2	2	0	2	2	0	0	0	0	0	0
NASIONAL/ NATIONAL	508	562	1 070	1 490	1 793	3 283	591	1 387	1 978	1 675	3 894	5 569	9	25	34	8	34	42	6	22	28	5	11	16	9	9	18

Dadus apresentia Iha Ieten hasai husi EIMS Iha loron 26 Setembru 2011/Data presented above were derived from EIMS as of 26th September 2011

F: Feto/Female, M: Mane/Male, T: Total/Total

Tabela/Table 52

Númeru Profesór sira tuir Grupu Idade/Number of Teachers by Age Group

	La Iha Dadius ba Idade/ No Data on Age			To'o Tinan 25/ Up To 25 Years			Tinan 26 - 30/ 26 - 30 Years			Tinan 31 - 35/ 31 - 35 Years			Tinan 36 - 40/ 36 - 40 Years			Tinan 41 - 45/ 41 - 45 Years			Tinan 46 - 50/ 46 - 50 Years			Tinan 51 - 55/ 51 - 55 Years			Tinan 56 - 60/ 56 - 60 Years			Liu Tinan 60/ Above 60 Years		
	F	M	T	F	M	T	F	M	T	F	M	T	F	M	T	F	M	T	F	M	T	F	M	T	F	M	T	F	M	T
Reijaun/ Region 1	15	20	35	101	87	187	203	248	451	197	452	649	196	485	681	195	623	818	149	398	547	104	252	356	43	113	156	13	53	66
Baucau	8	12	20	51	40	91	94	99	193	78	147	225	108	177	285	118	259	377	84	165	249	56	82	138	22	33	55	3	23	26
Lautem	3	3	6	19	16	35	38	46	84	43	103	146	30	110	140	28	138	166	24	84	108	6	55	61	3	37	40	2	15	17
Manatuto	2	1	3	19	18	37	36	37	73	21	49	70	18	58	76	16	66	82	19	42	61	22	20	42	9	14	23	4	1	5
Viqueque	2	4	6	12	13	25	35	66	101	55	153	208	40	140	180	33	160	193	22	107	129	20	95	115	9	29	38	4	14	18
Reijaun/ Region 2	5	7	12	61	50	111	191	213	404	171	294	465	173	332	505	172	256	428	159	165	324	149	112	261	95	64	159	26	41	67
Dili	5	7	12	43	38	81	143	149	292	142	241	383	147	257	404	149	182	331	134	108	242	142	79	221	91	49	140	25	24	49
Liquica	0	0	0	18	12	30	48	64	114	29	53	82	26	75	101	23	74	97	25	57	82	7	33	40	4	15	19	1	17	18
Reijaun/ Region 3	3	3	6	78	32	110	168	195	363	94	158	252	133	194	327	130	276	406	73	145	218	41	111	152	19	55	74	7	15	22
Aileu	2	2	4	20	14	34	60	73	133	31	42	73	34	74	108	20	80	100	8	35	43	12	31	43	6	19	25	3	5	8
Ainaro	0	0	0	31	12	43	48	57	105	36	55	91	64	46	110	69	95	164	44	58	102	16	36	52	6	14	20	3	3	6
Manufahi	1	1	2	27	6	33	60	65	125	27	61	88	35	74	109	41	101	142	21	52	73	13	44	57	7	22	29	1	7	8
Reijaun/ Region 4	9	17	26	134	93	227	232	221	453	128	228	356	168	303	471	125	416	541	84	337	421	51	211	262	20	99	119	8	34	42
Bobonaro	0	4	4	30	19	49	53	66	119	36	68	104	38	90	128	45	143	188	18	144	162	10	90	100	3	46	49	1	17	18
Covalima	2	4	6	39	18	57	71	77	148	30	55	85	49	61	110	44	145	189	35	127	162	12	73	85	3	28	31	1	9	10
Ermera	7	9	16	65	56	121	108	78	186	62	105	167	81	152	233	36	128	164	31	66	97	29	48	77	14	25	39	6	8	14
Reijaun/ Region 5	0	0	0	13	13	26	41	36	77	22	39	61	17	33	50	30	102	132	16	58	74	25	30	55	10	13	23	4	5	9
Oecusse	0	0	0	13	13	26	41	36	77	22	39	61	17	33	50	30	102	132	16	58	74	25	30	55	10	13	23	4	5	9
NASIONAL/ NATIONAL	32	47	79	387	275	662	835	913	1748	612	1171	1783	687	1347	2034	652	1673	2325	481	1103	1584	370	716	1086	187	344	531	58	148	206

Dadius apresentá iha leien hasai husi EMIS iha loran 26 Setembru 2011/ Data presented above were derived from EMIS as of 26th September 2011

F: Feto/ Female, M: Mane/ Male, T: Total/ Total

Tabela/Table 53

Número Diretor Eskola sira tuir Kualifikasaun/Number of School Directors by Qualifications

	La Iha Dadus Kualifikasaun/No Qualification Data			Primáriu (Lakompletu)/Primary (Incomplete)			Primáriu (Kompletu)/Primary (Complete)			Pre-Sekundáriu (La Kompletu)/Pre-Secondary (Incomplete)			Pre-Sekundáriu (Kompletu)/Pre-Secondary (Complete)			Sekundáriu (Lakompletu)/Secondary (Incomplete)			Sekundáriu (Kompletu)/Secondary (Complete)			Graduadu Koléjiu/College Graduate			Graduadu Universidade/University Graduate			Tersáriu/la kompletu/Tertiary Incomplete		
	F	M	T	F	M	T	F	M	T	F	M	T	F	M	T	F	M	T	F	M	T	F	M	T	F	M	T	F	M	T
Rejaun/ Region 1	0	0	0	0	2	2	0	2	2	0	0	0	0	2	2	0	0	0	4	61	65	13	154	167	3	34	37	0	9	9
Baucau	0	0	0	0	0	0	0	1	1	0	0	0	0	2	2	0	0	0	1	20	21	3	61	64	1	13	14	0	0	0
Lautem	0	0	0	0	1	1	0	0	0	0	0	0	0	0	0	0	0	0	1	16	17	0	23	23	0	4	4	0	9	9
Manatuto	0	0	0	0	0	0	0	0	0	0	0	0	0	0	0	0	0	0	2	13	15	4	19	23	0	7	7	0	0	0
Viqueque	0	0	0	0	1	1	0	1	1	0	0	0	0	0	0	0	0	0	0	12	12	6	51	57	2	10	12	0	0	0
Rejaun/ Region 2	0	1	1	0	0	0	0	2	2	0	0	0	0	0	0	0	0	0	4	19	23	21	61	82	4	22	26	0	1	1
Dili	0	0	0	0	0	0	0	0	0	0	0	0	0	0	0	0	0	0	4	6	10	20	36	56	4	18	22	0	1	1
Liquica	0	1	1	0	0	0	0	2	2	0	0	0	0	0	0	0	0	0	0	13	13	1	25	26	0	4	4	0	0	0
Rejaun/ Region 3	0	0	0	0	0	0	0	5	5	0	0	0	0	2	2	0	0	0	5	61	66	17	92	109	4	17	21	0	0	0
Alileu	0	0	0	0	0	0	0	0	0	0	0	0	0	0	0	0	0	0	3	22	25	4	25	29	0	4	4	0	0	0
Ainaro	0	0	0	0	0	0	0	1	1	0	0	0	0	0	0	0	0	0	0	16	16	9	33	42	2	6	8	0	0	0
Manufahi	0	0	0	0	0	0	0	4	4	0	0	0	0	2	2	0	0	0	2	23	25	4	34	38	2	7	9	0	0	0
Rejaun/ Region 4	0	0	0	0	0	0	2	7	9	0	0	0	0	1	1	0	2	2	5	60	65	13	144	157	0	22	22	1	9	10
Bobonaro	0	0	0	0	0	0	0	5	5	0	0	0	0	1	1	0	1	1	1	19	20	4	44	48	0	11	11	0	7	7
Covalima	0	0	0	0	0	0	1	1	2	0	0	0	0	0	0	0	1	1	2	21	23	6	52	58	0	6	6	0	0	0
Ermera	0	0	0	0	0	0	1	1	2	0	0	0	0	0	0	0	0	0	2	20	22	3	48	51	0	5	5	1	2	3
Rejaun/ Region 5	0	0	0	0	0	0	0	0	0	0	0	0	0	0	0	0	0	0	0	3	3	1	40	41	0	4	4	0	2	2
Oecusse	0	0	0	0	0	0	0	0	0	0	0	0	0	0	0	0	0	0	0	3	3	1	40	41	0	4	4	0	2	2
NASIONAL/ NATIONAL	0	1	1	0	2	2	2	16	18	0	0	0	0	5	5	0	2	2	18	204	222	65	491	556	11	99	110	1	21	22

Dadus aprezentá iha leiten hasa husi EMIS iha lora 26 Setembru 2011/ Data presented above were derived from EMIS as of 26th September 2011

F: Feto/Female, M: Mane/Male, T: Todd/Total

Tabela/Table 54

Número Escola sira no Fonte Bee-Hemu tuir Nível ho Distrito sira/Number of Schools
with Sources of Drinking Water, by Levels and Districts (Páina 1 husi 2/Page 1 of 2)

	Primáriu/Primary										Pre-Sekundáriu/Pre-Secondary									
	Fonte Bee-Hemu/Sources of Drinking Water										Fonte Bee-Hemu/Sources of Drinking Water									
	R	V	T	W	P	H	B	N/A	R	V	T	W	P	H	B	N/A				
Rejaun/ Region 1	57	1	70	51	21	6	5	110	6	0	7	0	1	0	0	10				
Baucau	26	0	17	21	6	1	1	50	4	0	3	0	1	0	0	8				
Lautem	10	0	9	14	9	2	2	23	1	0	1	0	0	0	0	1				
Manatuto	8	1	24	4	1	1	1	13	1	0	0	0	0	0	0	1				
Viqueque	13	0	20	12	5	2	1	24	0	0	3	0	0	0	0	0				
Rejaun/ Region 2	20	4	38	8	12	5	1	33	3	0	7	0	1	1	1	5				
Dili	13	2	21	4	3	5	1	19	2	0	5	0	0	1	1	5				
Liquica	7	2	17	4	9	0	0	14	1	0	2	0	1	0	0	0				
Rejaun/ Region 3	15	0	71	24	3	0	0	74	0	0	2	1	0	0	0	3				
Aileu	5	0	28	7	2	0	0	19	0	0	0	0	0	0	0	0				
Ainaro	2	0	27	8	1	0	0	27	0	0	2	0	0	0	0	1				
Manufahi	8	0	16	9	0	0	0	28	0	0	0	1	0	0	0	2				
Rejaun/ Region 4	40	2	82	48	21	4	4	97	1	0	2	0	0	0	0	2				
Bobonaro	15	0	28	20	6	0	0	51	0	0	1	0	0	0	0	1				
Covalima	7	1	21	19	0	4	3	21	0	0	1	0	0	0	0	0				
Ermera	18	1	33	9	15	0	1	25	1	0	0	0	0	0	0	1				
Rejaun/ Region 5	11	0	10	8	2	3	2	15	1	0	1	0	0	0	0	0				
Oecusse	11	0	10	8	2	3	2	15	1	0	1	0	0	0	0	0				
NASIONAL/ NATIONAL	143	7	271	139	59	18	12	329	11	0	19	1	2	1	1	20				

R = Udan Beer/Rainwater, V = Tanki Bee/Reservoir, T = Torneira/Tap, W = Bee Posi/Well, P = Bee Kanun/Pipe, H=Bee Bomba/Handpump, B = Bee Botli/Bottle, N/A = La Iha/Not Available

Dados apresenta ha ieten hasa husi EMS ita lonon 26 Setembru 2014/Data presented above were derived from EMS as of 26th September 2011

EMS could collect the data on the number of schools with sources of drinking water only from 1306 schools out of 1356 schools. The table above is the details of 1306 schools.

Tabela/Table 54

Númeru Eskola sira no Fonte Bee-Hemu tuir Nivel ho Distritu sira/Number of Schools
with Sources of Drinking Water, by Levels and Districts (Páġina 2 husi 2/Page 2 of 2)

	Eskola Báziku/Eskola Básica										Sekundáriu/Secondary									
	Fonte Bee-Hemu/Sources of Drinking Water										Fonte Bee-Hemu/Sources of Drinking Water									
	R	V	T	W	P	H	B	N/A			R	V	T	W	P	H	B	N/A		
Rejaun/ Region 1	7	1	12	3	2	5	2	26			6	0	1	2	2	0	0	9		
Baucau	3	1	1	1	0	1	0	6			2	0	0	0	0	0	0	3		
Lautem	0	0	4	0	2	3	0	6			1	0	0	1	0	0	0	1		
Manatuto	0	0	4	2	0	0	2	6			1	0	1	0	0	0	0	2		
Viqueque	4	0	3	0	0	1	0	8			2	0	0	1	2	0	0	3		
Rejaun/ Region 2	3	0	7	1	2	1	1	6			7	0	10	1	1	1	0	6		
Dili	2	0	6	0	1	1	0	4			7	0	10	1	0	1	0	5		
Líquica	1	0	1	1	1	0	1	2			0	0	0	0	1	0	0	1		
Rejaun/ Region 3	7	1	16	1	1	1	0	12			4	0	4	2	0	0	0	6		
Alieu	3	0	5	0	0	0	0	2			2	0	2	1	0	0	0	0		
Ainaro	2	0	7	1	1	0	0	6			0	0	1	0	0	0	0	3		
Manufahi	2	1	4	0	0	1	0	4			2	0	1	1	0	0	0	3		
Rejaun/ Region 4	7	0	24	7	2	2	0	23			3	0	4	1	0	1	0	6		
Bobonaro	0	0	12	3	0	0	0	8			1	0	1	1	0	0	0	1		
Covalima	1	0	3	4	0	1	0	11			2	0	1	0	0	0	0	2		
Ermera	6	0	9	0	2	1	0	4			0	0	2	0	0	1	0	3		
Rejaun/ Region 5	1	0	3	1	1	0	0	3			0	0	1	0	0	0	0	3		
Oecusse	1	0	3	1	1	0	0	3			0	0	1	0	0	0	0	3		
NASIONAL/ NATIONAL	25	2	62	13	8	9	3	70			20	0	20	6	3	2	0	30		

R = Udan Beer/Rainwater, V = Tank Bee/Reservoir, T = Torneira/Tap, W = Bee Posu/Well, P = Bee Kanun/Pipe, H=Bee Bomba/Handpump, B = Bee Botir/Bottle, N/A = La Iha/Not Available

Dados apresenta lha leten hasai husi EMIS iha loron 26 Setembru 2011/Data presented above were derived from EMIS as of 26th September 2011

EMIS could collect the data on the number of schools with sources of drinking water only from 1306 schools out of 1356 schools. The table above is the details of 1306 schools.

Tabela/ Table 55

Númeru Eskola sira ho Asesu ba Fasilidade Sentina no Bee, iha Eskola Primáriu, Pre-Sekundáriu, Escola Báziku ho Sekundáriu/Number of Schools with Access to Toilet Facility with Water Supplied, in Primary, Pre-Secondary, Escola Basica and Secondary Schools

	Primáriu/Primary			Pre-Sekundáriu/Pre-Secondary			Eskola Báziku/Escola Basica			Sekundáriu/Secondary			Total/Total		
	Ho Bee/ With Water	La iha Bee/ Without Water	N/A	Ho Bee/ With Water	La iha Bee/ Without Water	N/A	Ho Bee/ With Water	La iha Bee/ Without Water	N/A	Ho Bee/ With Water	La iha Bee/ Without Water	N/A	Ho Bee/ With Water	La iha Bee/ Without Water	N/A
Rejaun/ Region 1	100	198	23	6	15	3	16	37	5	6	10	4	128	260	35
Baucau	31	81	10	4	11	1	1	11	1	1	4	0	37	107	12
Lautem	17	47	5	1	2	0	6	7	2	2	0	1	26	56	8
Manatuto	31	21	1	0	1	1	5	9	0	1	2	1	37	33	3
Viqueque	21	49	7	1	1	1	4	10	2	2	4	2	28	64	12
Rejaun/ Region 2	55	54	12	14	2	2	8	9	4	12	6	8	89	71	26
Dili	36	22	10	12	0	2	4	7	3	12	4	8	64	33	23
Liquica	19	32	2	2	2	0	4	2	1	0	2	0	25	38	3
Rejaun/ Region 3	55	122	10	2	4	0	13	20	6	7	7	2	77	153	18
Aileu	20	36	5	0	0	0	1	7	2	2	3	0	23	46	7
Ainaro	19	43	3	2	1	0	6	7	4	2	1	1	29	52	8
Manufahi	16	43	2	0	3	0	6	6	0	3	3	1	25	55	3
Rejaun/ Region 4	84	193	21	3	2	0	26	32	7	5	9	1	118	236	29
Bobonaro	24	86	10	1	1	0	14	9	0	1	3	0	40	99	10
Covalima	23	48	5	1	0	0	3	14	3	0	4	1	27	66	9
Ermera	37	59	6	1	1	0	9	9	4	4	2	0	51	71	10
Rejaun/ Region 5	16	33	2	2	0	0	4	5	0	1	3	0	23	41	2
Oecusse	16	33	2	2	0	0	4	5	0	1	3	0	23	41	2
NASIONAL/ NATIONAL	310	600	68	27	23	5	67	103	22	31	35	15	435	761	110

Dados apresentados iha leten hasai husi EMIS iha loran 26 Setembru 2011/Data presented above were derived from EMIS as of 26th September 2011

EMIS could collect the data on the number of schools with access to toilet facility with water supplied only from 1306 schools out of 1356 schools. The table above is the details of 1306 schools.